







4 Bedroom Homes



-  **The Goldsmith**
Plots 34, 38, 54, 80, 211, 213, 539, 542, 553, 571, 590 & 592
-  **The Philosopher**
Plots 10, 18, 23, 30, 35, 42, 45, 59, 62, 82, 209, 210, 212, 242, 275, 545, 548, 551, 565, 579, 583 & 589
-  **The Misbourne**
Plots 25, 29, 31, 60, 61, 79, 81, 234, 235, 236, 237, 540, 541, 554, 566, 567, 580, 581, 582 & 591
-  **The Alnwick**
Plots 14, 203, 262 & 264
-  **The Cam**
Plots 53, 55, 57, 282, 543, 550, 555, 564, 569, 576 & 577
-  **The Luthier**
Plots 24, 26, 28, 63, 86, 87, 88, 89 & 568
-  **The Bowyer**
Plots 16, 37, 41, 49, 50, 65, 77, 83, 233, 238, 244, 273, 538, 544, 585 & 587

-  **The Milliner**
Plots 17, 36, 40, 48, 51, 58, 239, 241, 274, 549 & 552
-  **The Scrivener**
Plots 9, 13, 15, 27, 43, 44, 56, 64, 67, 68, 73, 74, 76, 78, 93, 96, 134, 214, 218, 219, 220, 243, 245, 250, 251, 261, 263, 265, 266, 546, 547, 559, 560, 575, 578, 584, 586 & 588


3 Bedroom Homes

-  **The Lacemaker**
Plots 279 & 280
-  **The Welland**
Plots 33, 39, 46, 52, 85, 90, 101, 240 & 563
-  **The Tanner**
Plots 95, 99, 100, 113, 276, 277 & 536
-  **The Quilter**
Plots 8, 32, 47, 102, 112, 114, 120, 121, 123, 124, 197, 199, 225, 227, 278 & 281



The Chandler

-  **The Chandler**
Plots 11, 12, 69, 70, 71, 72, 91, 92, 97, 98, 132, 133, 207, 208, 216, 217, 221, 222, 246, 247, 248, 249, 252, 253, 254, 255, 256, 257, 267, 268, 272, 537, 572 & 573
-  **The Thespian**
Plots 19, 66, 75, 84, 94, 108, 111, 115, 118, 119, 122, 130, 198, 200, 215, 224, 226, 232, 270, 271, 556, 570 & 574

The Tailor

-  **The Tailor**
Plots 20, 21, 22, 109, 110, 116, 117, 131, 201, 202, 204, 205, 206, 223, 258, 259, 260, 557, 558, 561 & 562

2 Bedroom Homes

-  **The Saddler**
Plots 7 & 269
-  **The Joiner**
Plots 103, 104, 105, 106, 107, 125, 126, 127, 128, 129, 228, 229, 230 & 231

Apartments

-  **Elm House**
Plots 1-6

Show Home and Sales Area



Key to plan:  - Bin collection point  - Visitor parking  - Bin store  - Sub station

The site plan is drawn to show the relative position of individual properties. NOT TO SCALE. This is a two dimensional drawing and will not show land contours and gradients, boundary treatments, landscaping or local authority street lighting. Footpaths subject to change. For details of individual properties and availability please refer to our Sales Advisor.

