



55 Purbeck Drive, Corby, NN18 0BX



# £205,000

Stuart Charles are delighted to offer for sale this TWO DOUBLE bedroom semi detached home located in the Beanfield area of Corby. Positioned within walking distance of several schools and a large shopping area an early viewing is recommended to avoid missing out on this home. The accommodation comprises to the ground floor of an entrance hall, kitchen/breakfast room, guest W.C and a lounge/diner to the rear. To the first floor are two double bedrooms and a three piece family bathroom. Outside to the front is a low maintenance garden, consisting of a laid lawn and mature shrubbery, to the side a driveway provides off road parking for multiple vehicles. To the rear a patio area leads onto a decked area while the whole garden is enclosed by timber fencing to all sides. Call now to view!!

- MODERN KITCHEN/BREAKFAST ROOM
- LARGE SOUTH FACING GARDEN
- OFF ROAD PARKING FOR MULTIPLE VEHICLES
- CLOSE TO PRIMARY AND SECONDARY SCHOOLS
- LOUNGE/DINER OVER LOOKING THE GARDEN
- TWO DOUBLE BEDROOMS
- WALKING DISTANCE TO SHOPS
- EV CHARGER

## Entrance Hall

Entered via a double glazed door, radiator, stairs rising to first floor landing, door to:

## Kitchen/Breakfast Room

11'54 x 9'6 (3.35m x 2.90m)

Fitted to comprise a range of base and eye level units with a single sink and drainer, gas hob with extractor fan, electric oven, space for free standing fridge/freezer, space for automatic

washing machine, space for tumble dryer/dishwasher, radiator, wall mounted combi boiler, double glazed window to front elevation, doors to:

## Guest W.C

4'76 x 2'4 (1.22m x 0.71m)

Fitted to comprise a two piece suite consisting of a low level pedestal, low level wash hand basin, radiator, extractor fan.







### Lounge/Diner

12'65 x 11'75 (3.66m x 3.35m)

Double glazed French doors to rear elevation, telephone point, tv point, radiator.

### First Floor Landing

Loft access, radiator.

### Bedroom One

12'64 x 8'4 (3.66m x 2.54m)

Double glazed window to rear elevation, radiator.

### Bedroom Two

6'2 x 6'0 (1.88m x 1.83m)

Double glazed window to front elevation, radiator, over stairs wardrobe.





## Bathroom

6'2 x 6'0 (1.88m x 1.83m)

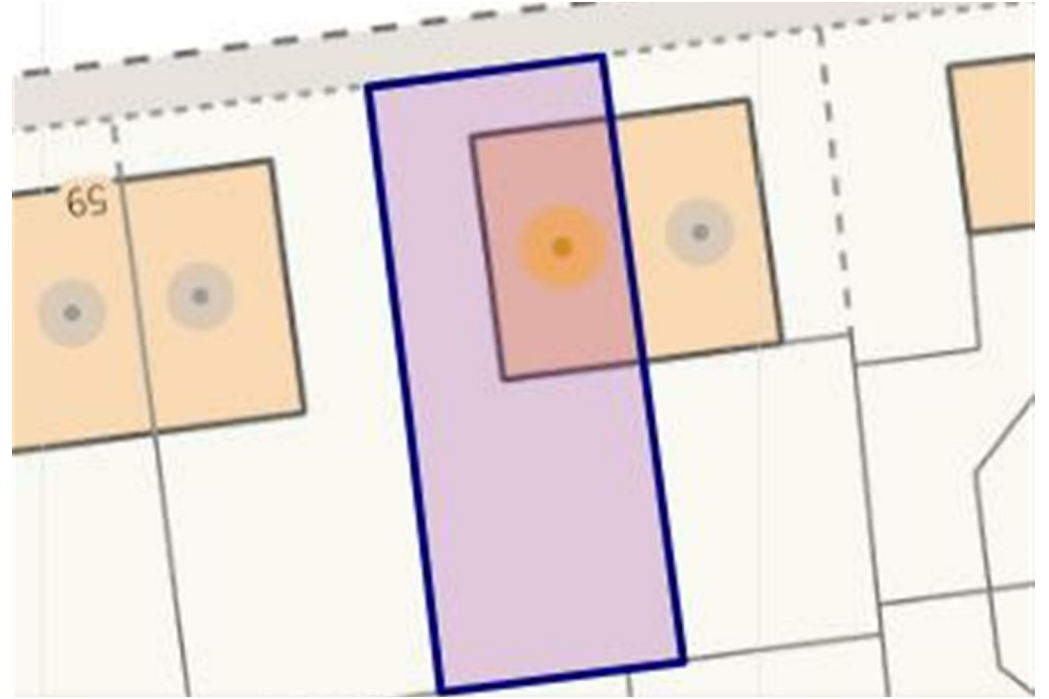
Fitted to comprise a three piece suite consisting of a panel bath with mains feed shower over, low level pedestal, low level wash hand basin, radiator, extractor fan, double glazed window to side elevation.

## Outside

Front: A low maintenance slate garden leads to a large driveway which provides off road parking for multiple vehicles and has gated access to the rear. There is also an EV Charger.

Rear: A patio area leads onto a south facing decking area with garden shed, and is enclosed by a timber fence to all sides.

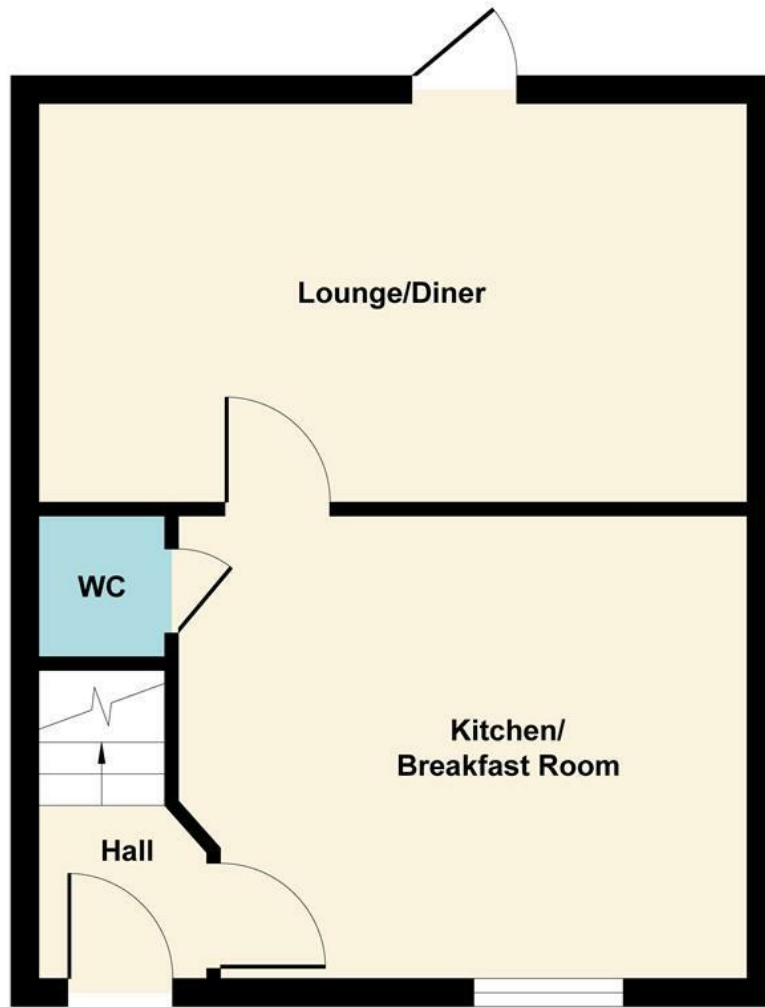




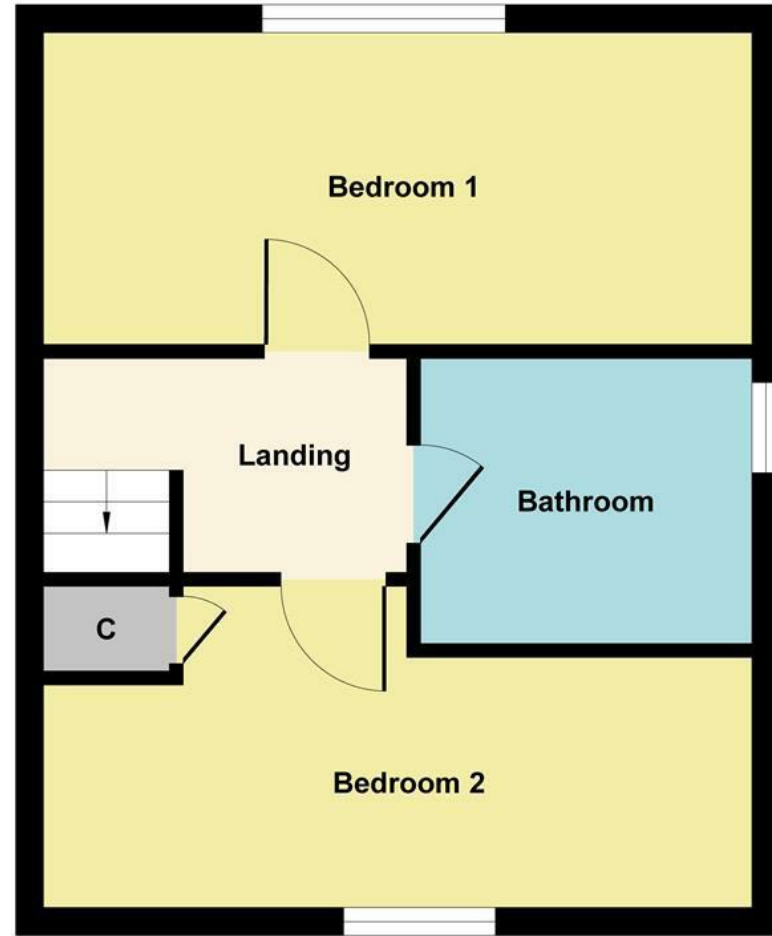








**Ground Floor**



**First Floor**

