



75 Finchfield
Parnwell PE1 4YQ
£240,000

75 Finchfield

Parnwell PE1 4YQ

Nestled in the charming area of Finchfield, Parnwell is this lovely presented, semi-detached bungalow. This immaculate property boasts two reception rooms, with two cosy bedrooms both benefitting from fitted wardrobes, offering comfortable living space. Offering no upward chain, the property is ideally situated near to both local amenities with good local transport links nearby, and in brief the property comprises.

As you step inside, you are greeted by an inviting front porch, with further door leading into an inner hallway benefitting from, laminate flooring and a useful storage cupboard. The refurbished kitchen is a highlight of this home, featuring a built in double oven with fitted gas hob, with extractor hood, ample wall & floor level units with fitted worktop surfaces, tiled flooring, and dual aspect windows. From the hall, part glazed door leads into a generous-sized living room and dining room both offering plenty of space and from the lounge, double doors lead into another highlight of this abode into a decent size PVCu conservatory, with further double doors, into a private low maintenance, side garden.

The rear hallway provides easy access to the rest of the accommodation and a separate rear lobby with door leading into a generous size rear garden. With two double bedrooms, both featuring fitted wardrobes, providing ample storage, the property also includes a well-maintained re-fitted shower room, comprising, large double walk in shower cubicle, with pedestal wash hand basin and WC, with tiled flooring and window to the side aspect.

Outside to the front, parking available with access to a single garage. The rear garden is fully enclosed with a low maintenance garden.

Tenure: Freehold
Council Tax Band: C





Front Porch:

Inner Hallway:

Kitchen:
8'9" x 8'7" (2.67m x 2.62m)

Lounge:
15'4" x 13'7" max (4.68m x 4.15m max)

Dining Area/Bedroom 3
10'5" x 7'7" (3.20m x 2.32m)

Conservatory:
9'11" x 8'3" (3.03m x 2.53m)

Inner Hall:

Bedroom 1:
13'8" x 9'10" (4.17m x 3.00m)

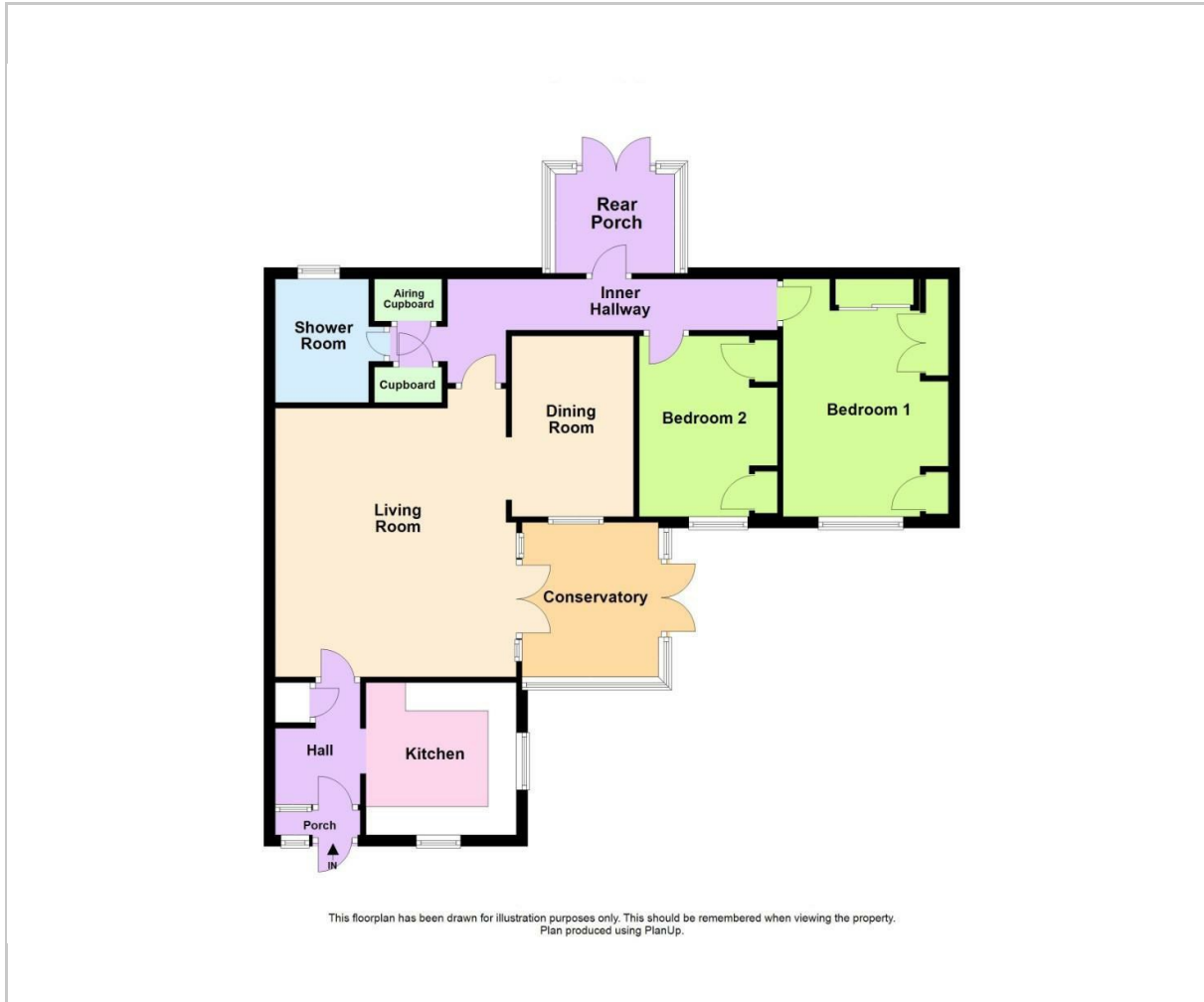
Bedroom 2:
10'6" x 7'8" (3.21m x 2.36m)

Shower Room:

Rear Porch:
5'8" x 6'8" (1.75m x 2.04m)



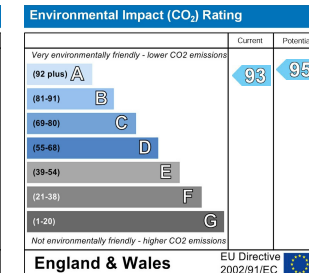
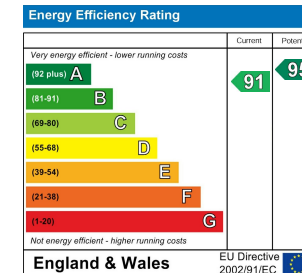
Floor Plan



Area Map



Energy Efficiency Graph



Viewing

Please contact our Peterborough Office on 01733 834727 if you wish to arrange a viewing appointment for this property or require further information.

These particulars, whilst believed to be accurate are set out as a general outline only for guidance and do not constitute any part of an offer or contract. Intending purchasers should not rely on them as statements of representation of fact, but must satisfy themselves by inspection or otherwise as to their accuracy. No person in this firm's employment has the authority to make or give any representation or warranty in respect of the property.



381 Eastfield Road,
Peterborough, PE1 4RA
T: 01733 834727
E: peterborough@firminandco.co.uk