

Stanhope Gardens

ALDERSHOT, HAMPSHIRE

An exciting collection of one, two, three, four and five bedroom homes waiting for you in the vibrant new community of Wellesley.


Taylor
Wimpey

Contents


→ **Welcome to Stanhope Gardens**



→ **Personalise your home**



→ **Included as standard**




→ **Our homes**



→ **Ways to buy**



→ **Take your next step**



Welcome to Stanhope Gardens

Set in the heart of the Hampshire countryside, Stanhope Gardens forms part of a thriving new neighbourhood in Wellesley.

The development is surrounded by plenty of green open space. The homes have modern designs and interior layouts to suit a variety of needs.



[→ View the site plan](#)

Connected to town and country

Situated on the site of the former Aldershot military barracks, Stanhope Gardens puts you within walking distance of everything Aldershot town Centre has to offer, including schools, shops, cafés, restaurants and bars, plus a cinema, theatre and many leisure activities.

Aldershot also has an abundance of parks and open spaces to explore, from the manicured Municipal Gardens, to the woodland escape of Rowhill Nature Reserve.

Aldershot town centre



Farnham Park



Aldershot Cineworld Cinema



Watch development video



Personalise your home

A new Taylor Wimpey home is a blank canvas, ready for you to put your stamp on even before you move in. You can choose from a range of high quality options for your kitchen, bedroom and bathroom to suit your taste – and all from the comfort of your sofa. We offer dark and light kitchen units and patterned or plain tiles for your bathroom, so whatever your preferred style we've got you covered.

Using our innovative Options Online tool, you can visualise your new home room-by-room and customise each as you go. You can also choose your options with the help of your Sales Executive if you'd prefer.

Our customers have created some fantastic spaces in their homes and you can get inspiration from their choices by following us on Instagram. You can also check out a host of interior design tips on our website.

[→ Find out more](#)



Options availability is subject to build stage of plots and options won't be available if plots have reached a certain build stage. Please contact the sales executive for further information.

Included as standard

From the external features to the finishing touches, every detail of our homes is designed with our customers in mind.

While you'll have the choice to upgrade some of our standard offerings, all of our houses are fitted with a range of high quality features at no extra cost to you.

You'll find a complete list of all items that come as standard in your house below.



Kitchens

All of our kitchens are fitted with beautiful units and worktops and you can choose your preferred style and colour to create your perfect cooking and entertaining space.

A range of accessories including stylish splashbacks, a stainless steel sink and Zeno taps, and lighting give your kitchen a clean, contemporary finish. You'll get a modern, energy-efficient Zanussi oven with built-in gas hob and integrated hood and extractor fan too.

Utility rooms[†]

Units will be fitted to match your chosen kitchen style, complete with a stainless steel sink and Zeno taps. If your home has a toilet in the utility room, we'll fit a contemporary white basin and toilet for a sleek finish.



Bathrooms, en suites[†] and shower rooms[†]

Modern white sanitaryware, including toilet, basin and bath with chrome Ideal Standard taps give your main bathroom a clean look. The same sanitaryware is fitted in en suites and shower rooms which also benefit from an Aqualisa shower and glass enclosure. For a distinct look, we offer a varied range of Porcelanosa ceramic wall tiles for you to choose from to make your bathroom and en suite stand out from the crowd.



Garden[†]

The outside of your home is just as carefully considered as the inside. You'll get a fully turfed and landscaped front garden – including plants. The back garden includes a slabbed area and your privacy is protected by a garden fence.



All of the specification listed is included in our houses as standard. For the specification included in our apartments, please see the separate apartment specification list. Standard specifications are correct at time of going to print, but are subject to change without notice. Please contact the sales executive for further information. † = Where applicable.

Our homes

→ 1 & 2 Bedroom Apartments



→ 2 Bedroom Homes




→ 3 Bedroom Homes



→ 4 Bedroom Homes



→ 5 Bedroom Homes

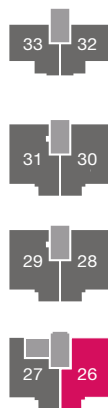


→ [View the site plan](#)



Blenheim House

1 & 2 BEDROOM APARTMENTS



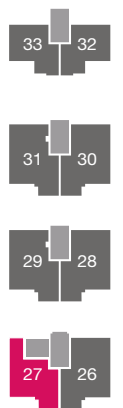
PLOT 26

Kitchen/Living Room/Dining Area
5.66m × 4.87m 18'3" × 15'9"

Bedroom 1
4.09m × 3.93m 13'4" × 12'9"

Bedroom 2
4.62m × 2.78m 15'2" × 9'2"

Total internal floor area
77 m² 829 sq. ft.



PLOT 27

Kitchen/Living Room/Dining Area
5.66m × 4.87m 18'7" × 16'0"

Bedroom 1
4.62m × 2.78m 15'2" × 9'2"

Total internal floor area
60 m² 646 sq. ft.

[→ Discover more about this home](#)

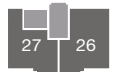




[→ View our current availability](#)

The floor plans depict a typical layout of this house type. For exact plot specification, details of external and internal finishes, dimensions and floor plan differences consult your sales executive. All dimensions are + or - 50mm and floor plans are not shown to scale. The kitchen layout and furniture positions are for indicative purposes only. The computer generated image is for illustrative purposes only and it is from an imaginary viewpoint within an open space area. Its purpose is to give a feel for the development, not an accurate description of each property. The illustration shows a typical Taylor Wimpey home of this type, but there are, however, variances from site to site. External materials, finishes, landscaping and the position of garages (where provided) may vary throughout the development. Properties may also be built handed (mirror image). Images may include optional upgrades at an additional cost. Please ask for further details. 52674 / September 2022.



Blenheim House

1 & 2 BEDROOM APARTMENTS



PLOTS 28 & 30

Kitchen/Living Room/Dining Area
5.66m × 5.07m 18'7" × 16'8"

Bedroom 1
4.11m × 4.05m 13'6" × 13'4"

Bedroom 2
4.62m × 2.78m 15'2" × 9'2"

Total internal floor area
77 m² 829 sq. ft.

PLOTS 29 & 31

Kitchen/Living Room/Dining Area
5.66m × 5.07m 18'7" × 16'8"

Bedroom 1
4.05m × 4.01m 13'4" × 13'2"

Bedroom 2
4.62m × 2.79m 15'2" × 9'2"

Total internal floor area
77 m² 645 sq. ft.

[→ Discover more about this home](#)

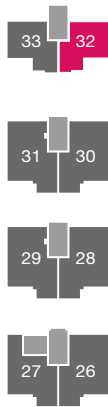
[→ View our current availability](#)

The floor plans depict a typical layout of this house type. For exact plot specification, details of external and internal finishes, dimensions and floor plan differences consult your sales executive. All dimensions are + or - 50mm and floor plans are not shown to scale. The kitchen layout and furniture positions are for indicative purposes only. The computer generated image is for illustrative purposes only and it is from an imaginary viewpoint within an open space area. Its purpose is to give a feel for the development, not an accurate description of each property. The illustration shows a typical Taylor Wimpey home of this type, but there are, however, variances from site to site. External materials, finishes, landscaping and the position of garages (where provided) may vary throughout the development. Properties may also be built handed (mirror image). Images may include optional upgrades at an additional cost. Please ask for further details. 52674 / September 2022.



Blenheim House

1 & 2 BEDROOM APARTMENTS



PLOT 32

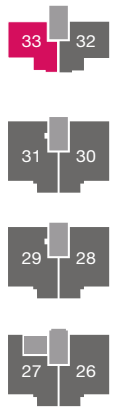
Kitchen/Living Room/Dining Area max.
8.52m × 4.90m 27'9" × 16'0"

Bedroom 1

4.05m × 3.47m 13'2" × 11'3"

Total internal floor area

59.90 m² 645 sq. ft.



PLOT 33

Kitchen/Living Room/Dining Area max.
8.52m × 5.07m 28'0" × 16'8"

Bedroom 1

4.05m × 3.47m 13'4" × 11'5"

Total internal floor area

59.90 m² 645 sq. ft.



[Discover more about this home](#)



[View our current availability](#)

The floor plans depict a typical layout of this house type. For exact plot specification, details of external and internal finishes, dimensions and floor plan differences consult your sales executive. All dimensions are + or - 50mm and floor plans are not shown to scale. The kitchen layout and furniture positions are for indicative purposes only. The computer generated image is for illustrative purposes only and it is from an imaginary viewpoint within an open space area. Its purpose is to give a feel for the development, not an accurate description of each property. The illustration shows a typical Taylor Wimpey home of this type, but there are, however, variances from site to site. External materials, finishes, landscaping and the position of garages (where provided) may vary throughout the development. Properties may also be built handed (mirror image). Images may include optional upgrades at an additional cost. Please ask for further details. 52674 / September 2022.



Connaught House

1 & 2 BEDROOM APARTMENTS



14 15

12 13

10 11



14 15

12 13

10 11

PLOTS 10 & 12

Kitchen/Living Room/Dining Area max.
8.00m × 4.31m 26'2" × 14'1"

Bedroom 1
4.21m × 3.16m 13'7" × 9'8"

Bedroom 2
4.21m × 2.77m 13'7" × 8'8"

Total internal floor area
73.97 m² 796 sq. ft.

PLOTS 11 & 13

Kitchen/Living Room/Dining Area max.
8.01m × 3.60m 26'4" × 11'8"

Bedroom 1
3.75m × 2.67m 12'3" × 8'7"

Bedroom 2
4.21m × 3.01m max. 13'7" × 10'1" max.

Total internal floor area
72.11 m² 776 sq. ft.

[→ Discover more about this home](#)


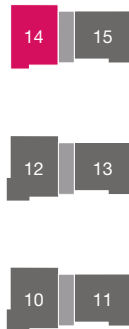
[→ View our current availability](#)

The floor plans depict a typical layout of this house type. For exact plot specification, details of external and internal finishes, dimensions and floor plan differences consult your sales executive. All dimensions are + or - 50mm and floor plans are not shown to scale. The kitchen layout and furniture positions are for indicative purposes only. The computer generated image is for illustrative purposes only and it is from an imaginary viewpoint within an open space area. Its purpose is to give a feel for the development, not an accurate description of each property. The illustration shows a typical Taylor Wimpey home of this type, but there are, however, variances from site to site. External materials, finishes, landscaping and the position of garages (where provided) may vary throughout the development. Properties may also be built handed (mirror image). Images may include optional upgrades at an additional cost. Please ask for further details. 52674 / September 2022.



Connaught House

1 & 2 BEDROOM APARTMENTS



PLOT 14

Kitchen/Living Room/Dining Area

7.35m × 4.31m max. 24'1" × 14'1" max.

Bedroom 1

4.21m × 3.06m 13'8" × 10'0"

Bedroom 2

4.21m × 2.77m 13'8" × 8'8"

Total internal floor area

70.19 m² 756 sq. ft.

PLOT 15

Kitchen/Living Room/Dining Area

5.25m × 4.25m max. 17'2" × 13'9" max.

Bedroom 1

5.19m × 3.15m max. 17'0" × 10'3" max.

Total internal floor area

54.05 m² 582 sq. ft.



[Discover more about this home](#)




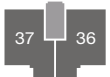
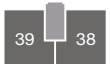
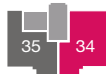
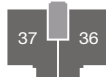
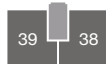
[View our current availability](#)

The floor plans depict a typical layout of this house type. For exact plot specification, details of external and internal finishes, dimensions and floor plan differences consult your sales executive. All dimensions are + or - 50mm and floor plans are not shown to scale. The kitchen layout and furniture positions are for indicative purposes only. The computer generated image is for illustrative purposes only and it is from an imaginary viewpoint within an open space area. Its purpose is to give a feel for the development, not an accurate description of each property. The illustration shows a typical Taylor Wimpey home of this type, but there are, however, variances from site to site. External materials, finishes, landscaping and the position of garages (where provided) may vary throughout the development. Properties may also be built handed (mirror image). Images may include optional upgrades at an additional cost. Please ask for further details. 52674 / September 2022.



Lille House

1 & 2 BEDROOM APARTMENTS



PLOT 34

Kitchen/Living Room/Dining Area
5.66m × 4.74m 18'3" × 15'5"

Bedroom 1

4.10m × 3.72m 13'5" × 12'2"

Bedroom 2

4.29m × 2.77m 14'0" × 8'8"

Total internal floor area

71.70 m² 772 sq. ft.

PLOT 35

Kitchen/Living Room/Dining Area
5.66m × 4.50m 18'3" × 14'7"

Bedroom 1

4.29m × 2.60m 14'0" × 8'5"

Total internal floor area

56.32 m² 606 sq. ft.



[Discover more about this home](#)



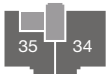

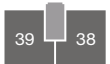
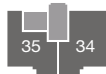

[View our current availability](#)

The floor plans depict a typical layout of this house type. For exact plot specification, details of external and internal finishes, dimensions and floor plan differences consult your sales executive. All dimensions are + or - 50mm and floor plans are not shown to scale. The kitchen layout and furniture positions are for indicative purposes only. The computer generated image is for illustrative purposes only and it is from an imaginary viewpoint within an open space area. Its purpose is to give a feel for the development, not an accurate description of each property. The illustration shows a typical Taylor Wimpey home of this type, but there are, however, variances from site to site. External materials, finishes, landscaping and the position of garages (where provided) may vary throughout the development. Properties may also be built handed (mirror image). Images may include optional upgrades at an additional cost. Please ask for further details. 52674 / September 2022.



Lille House

1 & 2 BEDROOM APARTMENTS



PLOT 36

Kitchen/Living Room/Dining Area
5.66m × 4.74m 18'5" × 15'7"

Bedroom 1
4.09m × 3.60m 13'4" × 11'8"

Bedroom 2
4.29m × 2.78m 14'1" × 9'2"

Total internal floor area
71.70 m² 772 sq. ft.

PLOT 37

Kitchen/Living Room/Dining Area
5.66m × 4.74m 18'7" × 15'7"

Bedroom 1
4.10m × 3.72m 13'5" × 12'2"

Bedroom 2
4.29m × 2.78m 14'1" × 9'2"

Total internal floor area
71.77 m² 773 sq. ft.

[→ Discover more about this home](#)

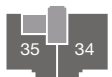

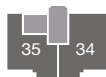
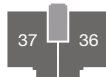

[→ View our current availability](#)

The floor plans depict a typical layout of this house type. For exact plot specification, details of external and internal finishes, dimensions and floor plan differences consult your sales executive. All dimensions are + or - 50mm and floor plans are not shown to scale. The kitchen layout and furniture positions are for indicative purposes only. The computer generated image is for illustrative purposes only and it is from an imaginary viewpoint within an open space area. Its purpose is to give a feel for the development, not an accurate description of each property. The illustration shows a typical Taylor Wimpey home of this type, but there are, however, variances from site to site. External materials, finishes, landscaping and the position of garages (where provided) may vary throughout the development. Properties may also be built handed (mirror image). Images may include optional upgrades at an additional cost. Please ask for further details. 52674 / September 2022.



Lille House

1 & 2 BEDROOM APARTMENTS



PLOT 38

Kitchen/Living Room/Dining Area
5.65m × 4.74m 18'7" × 15'7"

Bedroom 1

4.09m × 3.72m 13'5" × 12'2"

Bedroom 2

4.29m × 2.77m 14'1" × 9'1"

Total internal floor area

71.70 m² 772 sq. ft.

PLOT 39

Kitchen/Living Room/Dining Area
5.66m × 4.74m 18'7" × 15'7"

Bedroom 1

4.10m × 3.72m 13'5" × 12'2"

Bedroom 2

4.29m × 2.77m 14'1" × 9'1"

Total internal floor area

71.77 m² 773 sq. ft.



[Discover more about this home](#)




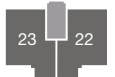
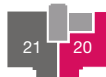
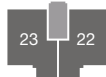
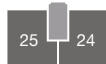
[View our current availability](#)

The floor plans depict a typical layout of this house type. For exact plot specification, details of external and internal finishes, dimensions and floor plan differences consult your sales executive. All dimensions are + or - 50mm and floor plans are not shown to scale. The kitchen layout and furniture positions are for indicative purposes only. The computer generated image is for illustrative purposes only and it is from an imaginary viewpoint within an open space area. Its purpose is to give a feel for the development, not an accurate description of each property. The illustration shows a typical Taylor Wimpey home of this type, but there are, however, variances from site to site. External materials, finishes, landscaping and the position of garages (where provided) may vary throughout the development. Properties may also be built handed (mirror image). Images may include optional upgrades at an additional cost. Please ask for further details. 52674 / September 2022.



Marlborough House

1 & 2 BEDROOM APARTMENTS



PLOT 20

Kitchen/Living Room/Dining Area

5.66m × 4.74m max. 18'7" × 15'7" max.

Bedroom 1

4.29m × 2.78m 14'1" × 9'2"

Total internal floor area

56.32 m² 606 sq. ft.

PLOT 21

Kitchen/Living Room/Dining Area

5.66m × 4.74m max. 18'7" × 15'7" max.

Bedroom 1

4.10m × 3.72m 13'5" × 12'2"

Bedroom 2

4.29m × 2.77m 14'1" × 9'1"

Total internal floor area

71.70 m² 772 sq. ft.



[Discover more about this home](#)



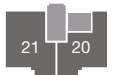

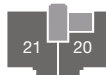

[View our current availability](#)

The floor plans depict a typical layout of this house type. For exact plot specification, details of external and internal finishes, dimensions and floor plan differences consult your sales executive. All dimensions are + or - 50mm and floor plans are not shown to scale. The kitchen layout and furniture positions are for indicative purposes only. The computer generated image is for illustrative purposes only and it is from an imaginary viewpoint within an open space area. Its purpose is to give a feel for the development, not an accurate description of each property. The illustration shows a typical Taylor Wimpey home of this type, but there are, however, variances from site to site. External materials, finishes, landscaping and the position of garages (where provided) may vary throughout the development. Properties may also be built handed (mirror image). Images may include optional upgrades at an additional cost. Please ask for further details. 52674 / September 2022.



Marlborough House

1 & 2 BEDROOM APARTMENTS



PLOT 22

Kitchen/Living Room/Dining Area

5.66m × 4.74m max. 18'7" × 15'7" max.

Bedroom 1

4.10m × 3.72m 13'5" × 12'2"

Bedroom 2

4.29m × 2.78m 14'1" × 9'2"

Total internal floor area

71.77 m² 773 sq. ft.

PLOT 23

Kitchen/Living Room/Dining Area

5.66m × 4.74m max. 18'7" × 15'7" max.

Bedroom 1

4.08m × 3.72m 13'5" × 12'2"

Bedroom 2

4.29m × 2.77m 14'1" × 9'1"

Total internal floor area

71.70 sm² 772 sq. ft.



[Discover more about this home](#)



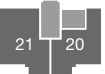
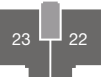
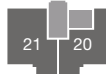
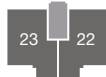
[View our current availability](#)

The floor plans depict a typical layout of this house type. For exact plot specification, details of external and internal finishes, dimensions and floor plan differences consult your sales executive. All dimensions are + or - 50mm and floor plans are not shown to scale. The kitchen layout and furniture positions are for indicative purposes only. The computer generated image is for illustrative purposes only and it is from an imaginary viewpoint within an open space area. Its purpose is to give a feel for the development, not an accurate description of each property. The illustration shows a typical Taylor Wimpey home of this type, but there are, however, variances from site to site. External materials, finishes, landscaping and the position of garages (where provided) may vary throughout the development. Properties may also be built handed (mirror image). Images may include optional upgrades at an additional cost. Please ask for further details. 52674 / September 2022.



Marlborough House

1 & 2 BEDROOM APARTMENTS



PLOT 24

Kitchen/Living Room/Dining Area

5.66m × 4.74m max. 18'7" × 15'7" max.

Bedroom 1

4.10m × 3.72m 13'5" × 12'2"

Bedroom 2

4.29m × 2.78m 14'1" × 9'2"

Total internal floor area

71.77 m² 773 sq. ft.

PLOT 25

Kitchen/Living Room/Dining Area

5.66m × 4.74m max. 18'7" × 15'7" max.

Bedroom 1

4.10m × 3.72m 13'5" × 12'2"

Bedroom 2

4.29m × 2.77m 14'1" × 9'1"

Total internal floor area

71.70 m² 772 sq. ft.



[Discover more about this home](#)





[View our current availability](#)

The floor plans depict a typical layout of this house type. For exact plot specification, details of external and internal finishes, dimensions and floor plan differences consult your sales executive. All dimensions are + or - 50mm and floor plans are not shown to scale. The kitchen layout and furniture positions are for indicative purposes only. The computer generated image is for illustrative purposes only and it is from an imaginary viewpoint within an open space area. Its purpose is to give a feel for the development, not an accurate description of each property. The illustration shows a typical Taylor Wimpey home of this type, but there are, however, variances from site to site. External materials, finishes, landscaping and the position of garages (where provided) may vary throughout the development. Properties may also be built handed (mirror image). Images may include optional upgrades at an additional cost. Please ask for further details. 52674 / September 2022.



Ramillies House

1 BEDROOM APARTMENTS



PLOTS 187 & 189

Kitchen/Living Room/Dining Area max.
7.66m × 3.50m 25'2" × 11'6"

Bedroom 1

3.89m × 3.26m 12'9" × 10'9"

Total internal floor area

51.34 m² 553 sq. ft.

PLOTS 188, 190 & 191

Kitchen/Living Room/Dining Area max.
7.66m × 3.50m 25'2" × 11'6"

Bedroom 1

3.89m × 3.26m 12'9" × 10'9"

Total internal floor area

51.34 m² 553 sq. ft.



[Discover more about this home](#)





[View our current availability](#)

The floor plans depict a typical layout of this house type. For exact plot specification, details of external and internal finishes, dimensions and floor plan differences consult your sales executive. All dimensions are + or - 50mm and floor plans are not shown to scale. The kitchen layout and furniture positions are for indicative purposes only. The computer generated image is for illustrative purposes only and it is from an imaginary viewpoint within an open space area. Its purpose is to give a feel for the development, not an accurate description of each property. The illustration shows a typical Taylor Wimpey home of this type, but there are, however, variances from site to site. External materials, finishes, landscaping and the position of garages (where provided) may vary throughout the development. Properties may also be built handed (mirror image). Images may include optional upgrades at an additional cost. Please ask for further details. 52674 / September 2022.



Tournay House

1 BEDROOM APARTMENTS



PLOTS 192 & 194

Kitchen/Living Room/Dining Area max.
7.66m × 3.50m 25'2" × 11'4"

Bedroom 1

3.89m × 3.26m 12'7" × 10'7"

Total internal floor area

51.34 m² 553 sq. ft.

PLOTS 193, 195 & 196

Kitchen/Living Room/Dining Area max.
7.66m × 3.50m 25'2" × 11'6"

Bedroom 1

3.89m × 3.26m 12'9" × 10'9"

Total internal floor area

51.34 m² 553 sq. ft.



[Discover more about this home](#)



[View our current availability](#)

The floor plans depict a typical layout of this house type. For exact plot specification, details of external and internal finishes, dimensions and floor plan differences consult your sales executive. All dimensions are + or - 50mm and floor plans are not shown to scale. The kitchen layout and furniture positions are for indicative purposes only. The computer generated image is for illustrative purposes only and it is from an imaginary viewpoint within an open space area. Its purpose is to give a feel for the development, not an accurate description of each property. The illustration shows a typical Taylor Wimpey home of this type, but there are, however, variances from site to site. External materials, finishes, landscaping and the position of garages (where provided) may vary throughout the development. Properties may also be built handed (mirror image). Images may include optional upgrades at an additional cost. Please ask for further details. 52674 / September 2022.



The Edale

2 BEDROOM HOME, TOTAL 707 sq ft / 65.70m²



FIRST FLOOR

Kitchen/Living/Dining Area

5.35m × 3.80m 17'7" × 12'6"

Bedroom 1

3.83m × 3.15m 12'7" × 10'4"

Bedroom 2

3.46m max. × 2.45m 11'4" max. × 8'1"

[→ Discover more about this home](#)

[→ View our current availability](#)

The floor plans depict a typical layout of this house type. For exact plot specification, details of external and internal finishes, dimensions and floor plan differences consult your sales executive. All dimensions are + or - 50mm and floor plans are not shown to scale. The kitchen layout and furniture positions are for indicative purposes only. The computer generated image is for illustrative purposes only and it is from an imaginary viewpoint within an open space area. Its purpose is to give a feel for the development, not an accurate description of each property. The illustration shows a typical Taylor Wimpey home of this type, but there are, however, variances from site to site. External materials, finishes, landscaping and the position of garages (where provided) may vary throughout the development. Properties may also be built handed (mirror image). Images may include optional upgrades at an additional cost. Please ask for further details. 52674 / September 2022.



The Benford

2 BEDROOM HOME, TOTAL 904 sq ft / 84m²



GROUND FLOOR

Kitchen/Breakfast Area

3.43m x 2.70m 11'3" x 8'10"

Living/Dining Area

4.77m x 3.72m 15'8" x 12'3"



FIRST FLOOR

Bedroom 1

3.69m x 3.11m 12'2" x 10'3"

Bedroom 2

3.35m x 2.41m 11'1" x 7'11"

Study

3.55m x 2.27m 11'8" x 7'6"

[→ Discover more about this home](#)

[→ View our current availability](#)

The floor plans depict a typical layout of this house type. For exact plot specification, details of external and internal finishes, dimensions and floor plan differences consult your sales executive. All dimensions are + or - 50mm and floor plans are not shown to scale. The kitchen layout and furniture positions are for indicative purposes only. The computer generated image is for illustrative purposes only and it is from an imaginary viewpoint within an open space area. Its purpose is to give a feel for the development, not an accurate description of each property. The illustration shows a typical Taylor Wimpey home of this type, but there are, however, variances from site to site. External materials, finishes, landscaping and the position of garages (where provided) may vary throughout the development. Properties may also be built handed (mirror image). Images may include optional upgrades at an additional cost. Please ask for further details. 52674 / September 2022.



The Byford

3 BEDROOM HOME, TOTAL 958 sq ft / 89.02m²



GROUND FLOOR

Kitchen/Dining Area

5.06m × 2.87m 16'6" × 9'4"

Living Room

4.24m × 3.98m max. 13'9" × 13'1" max.



FIRST FLOOR

Bedroom 1

3.98m max. × 3.00m 13'1" max. × 9'9"

Bedroom 2

2.82m × 2.57m 9'3" × 8'5"

Bedroom 3

3.98m × 2.15m 13'1" × 7'1"

[→ Discover more about this home](#)

[→ View our current availability](#)

The floor plans depict a typical layout of this house type. For exact plot specification, details of external and internal finishes, dimensions and floor plan differences consult your sales executive. All dimensions are + or - 50mm and floor plans are not shown to scale. The kitchen layout and furniture positions are for indicative purposes only. The computer generated image is for illustrative purposes only and it is from an imaginary viewpoint within an open space area. Its purpose is to give a feel for the development, not an accurate description of each property. The illustration shows a typical Taylor Wimpey home of this type, but there are, however, variances from site to site. External materials, finishes, landscaping and the position of garages (where provided) may vary throughout the development. Properties may also be built handed (mirror image). Images may include optional upgrades at an additional cost. Please ask for further details. 52674 / September 2022.



The Amersham

3 BEDROOM HOME, TOTAL 975 sq ft / 90.60m²



GROUND FLOOR

Kitchen/Dining Area

4.36m × 2.87m 14'4" × 9'5"

Living Room

4.03m × 2.88m 13'3" × 9'6"



FIRST FLOOR

Bedroom 1

4.21m × 3.21m 13'10" × 10'6"

Bedroom 2

4.36m × 3.02m 14'4" × 9'11"

Bedroom 3

2.89m × 2.89m 9'6" × 9'6"

[→ Discover more about this home](#)

[→ View our current availability](#)

The floor plans depict a typical layout of this house type. For exact plot specification, details of external and internal finishes, dimensions and floor plan differences consult your sales executive. All dimensions are + or - 50mm and floor plans are not shown to scale. The kitchen layout and furniture positions are for indicative purposes only. The computer generated image is for illustrative purposes only and it is from an imaginary viewpoint within an open space area. Its purpose is to give a feel for the development, not an accurate description of each property. The illustration shows a typical Taylor Wimpey home of this type, but there are, however, variances from site to site. External materials, finishes, landscaping and the position of garages (where provided) may vary throughout the development. Properties may also be built handed (mirror image). Images may include optional upgrades at an additional cost. Please ask for further details. 52674 / September 2022.



The Kingdale

3 BEDROOM HOME, TOTAL 1,024 sq ft / 95.18m²



GROUND FLOOR

Kitchen

3.37m x 3.35m 11'1" x 11'0"

Dining Area

2.27m x 2.04m 7'5" x 6'8"

Living Room

5.41m x 3.07m 17'9" x 10'1"



FIRST FLOOR

Bedroom 1

4.15m x 3.10m 13'7" x 10'2"

Bedroom 2

3.33m x 2.95m 10'11" x 9'8"

Bedroom 3

3.41m x 2.37m 11'2" x 7'9"

[→ Discover more about this home](#)

[→ View our current availability](#)

The floor plans depict a typical layout of this house type. For exact plot specification, details of external and internal finishes, dimensions and floor plan differences consult your sales executive. All dimensions are + or - 50mm and floor plans are not shown to scale. The kitchen layout and furniture positions are for indicative purposes only. The computer generated image is for illustrative purposes only and it is from an imaginary viewpoint within an open space area. Its purpose is to give a feel for the development, not an accurate description of each property. The illustration shows a typical Taylor Wimpey home of this type, but there are, however, variances from site to site. External materials, finishes, landscaping and the position of garages (where provided) may vary throughout the development. Properties may also be built handed (mirror image). Images may include optional upgrades at an additional cost. Please ask for further details. 52674 / September 2022.



The Colton

3 BEDROOM HOME, TOTAL 1,134 sq ft / 504.40m²



GROUND FLOOR

Kitchen

3.37m × 3.35m 11'1" × 11'0"

Living/Dining Area

4.78m × 3.69m 15'8" × 12'2"



FIRST FLOOR

Bedroom 2

4.78m × 3.07m 15'8" × 10'1"

Bedroom 3

2.93m × 2.55m 9'8" × 8'5"



SECOND FLOOR

Bedroom 1

6.19m × 3.29m 20'4" × 10'10"

[→ Discover more about this home](#)

[→ View our current availability](#)

The floor plans depict a typical layout of this house type. For exact plot specification, details of external and internal finishes, dimensions and floor plan differences consult your sales executive. All dimensions are + or - 50mm and floor plans are not shown to scale. The kitchen layout and furniture positions are for indicative purposes only. The computer generated image is for illustrative purposes only and it is from an imaginary viewpoint within an open space area. Its purpose is to give a feel for the development, not an accurate description of each property. The illustration shows a typical Taylor Wimpey home of this type, but there are, however, variances from site to site. External materials, finishes, landscaping and the position of garages (where provided) may vary throughout the development. Properties may also be built handed (mirror image). Images may include optional upgrades at an additional cost. Please ask for further details. 52674 / September 2022.



The Huxford

3 BEDROOM HOME, TOTAL 1,156 sq ft / 107.40m²



GROUND FLOOR

Kitchen/Dining Area

5.73m × 3.00m 18'10" × 9'10"

Living Room

4.66m × 3.63m 15'4" × 11'11"



FIRST FLOOR

Bedroom 1

3.42m × 3.16m 11'3" × 10'5"

Bedroom 2

3.23m × 2.84m 10'7" × 9'4"

Bedroom 3

2.48m × 2.42m 8'2" × 7'11"

Study

3.25m × 2.23m 10'8" × 7'4"

[→ Discover more about this home](#)

[→ View our current availability](#)

The floor plans depict a typical layout of this house type. For exact plot specification, details of external and internal finishes, dimensions and floor plan differences consult your sales executive. All dimensions are + or - 50mm and floor plans are not shown to scale. The kitchen layout and furniture positions are for indicative purposes only. The computer generated image is for illustrative purposes only and it is from an imaginary viewpoint within an open space area. Its purpose is to give a feel for the development, not an accurate description of each property. The illustration shows a typical Taylor Wimpey home of this type, but there are, however, variances from site to site. External materials, finishes, landscaping and the position of garages (where provided) may vary throughout the development. Properties may also be built handed (mirror image). Images may include optional upgrades at an additional cost. Please ask for further details. 52674 / September 2022.



The Elliston

3 BEDROOM HOME, TOTAL 1,227 sq ft / 114m²



GROUND FLOOR

Kitchen/Dining Area

4.89m × 2.90m 16'1" × 9'6"

Living Room max.

4.26m × 3.81m 14'0" × 12'6"



FIRST FLOOR

Bedroom 2

3.15m × 2.73m 10'0" × 9'0"

Bedroom 3 max.

3.31m × 2.34m 10'10" × 7'8"

Study max.

3.31m × 2.45m 10'10" × 8'1"



SECOND FLOOR

Bedroom 1 max.

6.64m × 3.86m 21'10" × 12'8"

[→ Discover more about this home](#)

[→ View our current availability](#)

The floor plans depict a typical layout of this house type. For exact plot specification, details of external and internal finishes, dimensions and floor plan differences consult your sales executive. All dimensions are + or - 50mm and floor plans are not shown to scale. The kitchen layout and furniture positions are for indicative purposes only. The computer generated image is for illustrative purposes only and it is from an imaginary viewpoint within an open space area. Its purpose is to give a feel for the development, not an accurate description of each property. The illustration shows a typical Taylor Wimpey home of this type, but there are, however, variances from site to site. External materials, finishes, landscaping and the position of garages (where provided) may vary throughout the development. Properties may also be built handed (mirror image). Images may include optional upgrades at an additional cost. Please ask for further details. 52674 / September 2022.



The Coltham

4 BEDROOM HOME, TOTAL 1,241 sq ft / 115.30m²



GROUND FLOOR

Kitchen/Dining Area

5.39m × 2.86m 17'8" × 9'5"

Living Room

4.53m × 3.84m 14'11" × 12'7"



FIRST FLOOR

Bedroom 1

3.84m × 3.10m 12'7" × 10'2"

Bedroom 2

3.66m × 3.15m 12'0" × 10'4"

Bedroom 3

3.40m × 3.33m 11'2" × 10'11"

Bedroom 4

2.88m × 2.58m 9'6" × 8'6"

[→ Discover more about this home](#)

[→ View our current availability](#)

The floor plans depict a typical layout of this house type. For exact plot specification, details of external and internal finishes, dimensions and floor plan differences consult your sales executive. All dimensions are + or - 50mm and floor plans are not shown to scale. The kitchen layout and furniture positions are for indicative purposes only. The computer generated image is for illustrative purposes only and it is from an imaginary viewpoint within an open space area. Its purpose is to give a feel for the development, not an accurate description of each property. The illustration shows a typical Taylor Wimpey home of this type, but there are, however, variances from site to site. External materials, finishes, landscaping and the position of garages (where provided) may vary throughout the development. Properties may also be built handed (mirror image). Images may include optional upgrades at an additional cost. Please ask for further details. 52674 / September 2022.



The Manford

4 BEDROOM HOME, TOTAL 1,368 sq ft / 127.07m²



GROUND FLOOR

Kitchen/Dining Area

8.11m × 2.88m 26'7" × 9'6"

Living Room

4.74m × 3.88m 15'7" × 12'9"

Study

2.65m × 2.10m 8'8" × 6'11"



FIRST FLOOR

Bedroom 1 max.

3.88m × 3.71m 12'9" × 12'2"

Bedroom 2

4.00m × 3.09m max. 13'1" × 10'2" max.

Bedroom 3

3.66m × 3.03m max. 12'0" × 10'0" max.

Bedroom 4

3.97m max. × 2.75m 13'0" max. × 9'0"

[→ Discover more about this home](#)

[→ View our current availability](#)

The floor plans depict a typical layout of this house type. For exact plot specification, details of external and internal finishes, dimensions and floor plan differences consult your sales executive. All dimensions are + or - 50mm and floor plans are not shown to scale. The kitchen layout and furniture positions are for indicative purposes only. The computer generated image is for illustrative purposes only and it is from an imaginary viewpoint within an open space area. Its purpose is to give a feel for the development, not an accurate description of each property. The illustration shows a typical Taylor Wimpey home of this type, but there are, however, variances from site to site. External materials, finishes, landscaping and the position of garages (where provided) may vary throughout the development. Properties may also be built handed (mirror image). Images may include optional upgrades at an additional cost. Please ask for further details. 52674 / September 2022.



The Marford

4 BEDROOM HOME, TOTAL 1,546 sq ft / 143.64m²



GROUND FLOOR

Kitchen

4.79m × 3.32m 15'7" × 10'11"

Living Room

4.76m × 3.91m 15'8" × 12'10"

Dining Room

3.91m × 3.26m 12'10" × 10'8"

Study

3.04m × 2.66m 10'0" × 8'9"



FIRST FLOOR

Bedroom 1

4.91m × 3.64m max. 16'2" × 12'0" max.

Bedroom 2

4.00m max. × 3.32m 13'2" max. × 10'11"

Bedroom 3

4.72m max. × 3.23m 15'6" max. × 10'7"

Bedroom 4

3.81m × 2.55m 12'6" × 8'4"

[→ Discover more about this home](#)

[→ View our current availability](#)

The floor plans depict a typical layout of this house type. For exact plot specification, details of external and internal finishes, dimensions and floor plan differences consult your sales executive. All dimensions are + or - 50mm and floor plans are not shown to scale. The kitchen layout and furniture positions are for indicative purposes only. The computer generated image is for illustrative purposes only and it is from an imaginary viewpoint within an open space area. Its purpose is to give a feel for the development, not an accurate description of each property. The illustration shows a typical Taylor Wimpey home of this type, but there are, however, variances from site to site. External materials, finishes, landscaping and the position of garages (where provided) may vary throughout the development. Properties may also be built handed (mirror image). Images may include optional upgrades at an additional cost. Please ask for further details. 52674 / September 2022.



The Wellesley

4 BEDROOM HOME, TOTAL 1,671 sq ft / 155.25m²



GROUND FLOOR

Kitchen/Dining Area max.

5.13m × 4.47m 16'10" × 14'8"

Living Room

5.13m × 3.89m 16'10" × 12'9"

FIRST FLOOR

Bedroom 2 max.

3.88m × 3.27m 12'9" × 10'9"

Bedroom 3 max.

4.12m × 2.90m 13'6" × 9'6"

Bedroom 4 max.

4.47m × 2.13m 14'8" × 7'0"

SECOND FLOOR

Bedroom 1 max.

9.01m × 3.50m 29'7" × 11'6"

[→ Discover more about this home](#)

[→ View our current availability](#)

The floor plans depict a typical layout of this house type. For exact plot specification, details of external and internal finishes, dimensions and floor plan differences consult your sales executive. All dimensions are + or - 50mm and floor plans are not shown to scale. The kitchen layout and furniture positions are for indicative purposes only. The computer generated image is for illustrative purposes only and it is from an imaginary viewpoint within an open space area. Its purpose is to give a feel for the development, not an accurate description of each property. The illustration shows a typical Taylor Wimpey home of this type, but there are, however, variances from site to site. External materials, finishes, landscaping and the position of garages (where provided) may vary throughout the development. Properties may also be built handed (mirror image). Images may include optional upgrades at an additional cost. Please ask for further details. 52674 / September 2022.



The Wayford

5 BEDROOM HOME, TOTAL 1,836 sq ft / 170.60m²



GROUND FLOOR

Kitchen/Breakfast Area

5.58m × 3.35m 18'4" × 11'0"

Living Room

6.06m × 4.40m 19'11" × 14'6"

Dining Room

3.39m × 3.06m 11'1" × 10'1"

Study

3.39m × 2.34m 11'1" × 7'8"



FIRST FLOOR

Bedroom 1

3.39m × 3.37m 11'1" × 11'1"

Bedroom 2

3.67m × 3.47m 12'1" × 11'5"

Bedroom 3

3.81m × 3.02m 12'6" × 9'11"

Bedroom 4

4.10m × 2.39m 13'5" × 7'10"

Bedroom 5

3.22m × 2.33m 10'7" × 7'8"



[Discover more about this home](#)



[View our current availability](#)

The floor plans depict a typical layout of this house type. For exact plot specification, details of external and internal finishes, dimensions and floor plan differences consult your sales executive. All dimensions are + or - 50mm and floor plans are not shown to scale. The kitchen layout and furniture positions are for indicative purposes only. The computer generated image is for illustrative purposes only and it is from an imaginary viewpoint within an open space area. Its purpose is to give a feel for the development, not an accurate description of each property. The illustration shows a typical Taylor Wimpey home of this type, but there are, however, variances from site to site. External materials, finishes, landscaping and the position of garages (where provided) may vary throughout the development. Properties may also be built handed (mirror image). Images may include optional upgrades at an additional cost. Please ask for further details. 52674 / September 2022.



The Rushton

5 BEDROOM HOME, TOTAL 1,963 sq ft / 182.38m²



GROUND FLOOR

Kitchen/Breakfast Area

5.05m × 3.58m 16'7" × 11'9"

Living Room

5.09m × 3.54m 16'9" × 11'8"

Dining Area

3.54m × 2.70m 11'8" × 8'11"

Study/Family Room

2.74m × 2.35m 9'0" × 7'9"



FIRST FLOOR

Bedroom 1

4.08m × 3.54m 13'5" × 11'8"

Dressing Area

3.54m × 2.12m 11'8" × 7'0"

Bedroom 3

3.83m × 2.78m 12'7" × 9'1"

Bedroom 5

3.28m × 2.81m 10'9" × 9'3"



SECOND FLOOR

Bedroom 2

4.82m × 3.55m 15'10" × 11'8"

Bedroom 4

3.91m × 2.70m 12'10" × 8'11"

[→ Discover more about this home](#)

[→ View our current availability](#)

The floor plans depict a typical layout of this house type. For exact plot specification, details of external and internal finishes, dimensions and floor plan differences consult your sales executive. All dimensions are + or - 50mm and floor plans are not shown to scale. The kitchen layout and furniture positions are for indicative purposes only. The computer generated image is for illustrative purposes only and it is from an imaginary viewpoint within an open space area. Its purpose is to give a feel for the development, not an accurate description of each property. The illustration shows a typical Taylor Wimpey home of this type, but there are, however, variances from site to site. External materials, finishes, landscaping and the position of garages (where provided) may vary throughout the development. Properties may also be built handed (mirror image). Images may include optional upgrades at an additional cost. Please ask for further details. 52674 / September 2022.

Ways to buy

Everyone knows buying a new home is an exciting time. But it can be a stressful one too, which is why our sales executives and customer relations managers are there to help every step of the way, from your initial enquiry right through to opening the front door of your new home for the first time.



First time buyer?

→ Here's how we can help

Existing home owner?

→ Here's how we can help



Please speak to your sales executive for further details.

Take your next step



Find your dream home on our website.



Book an appointment to view our show homes.



Take a virtual tour of our homes from the comfort of your sofa.



Have your questions answered by calling our sales executives on **01252 986 085**.



Find out how we can get you moving with our buying schemes.



Book an appointment



How to buy a home



STANHOPE GARDENS Wellesley, Hope Grant's Road,
Aldershot, Hampshire, GU11 4AL
CONTACT US ON 01252 986 085

**Taylor
Wimpey**