



DORMAN WAY

LONDON, NW8

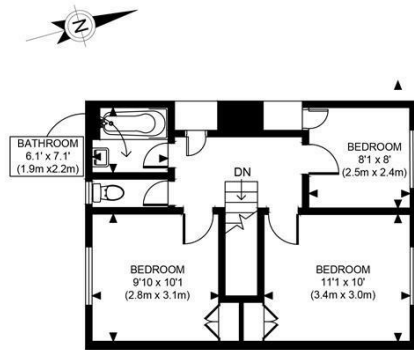
£550,000
LEASEHOLD

Excellent property located on Dorman Way, London, NW8. This delightful flat boasts a spacious 840 sq ft of living space, featuring 1 reception room, 3 bedrooms, and 1 bathroom - providing ample space for comfortable living.

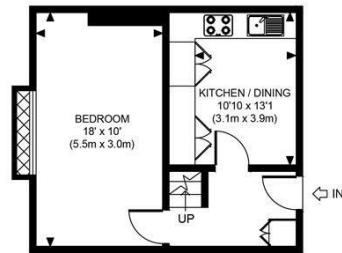
Situated in the vicinity of the famous Abbey Road. Additionally, with a nearby underground station (Swiss Cottage) commuting and exploring couldn't be more convenient.

Surrounded by a plethora of amenities, this property ensures that all your daily needs are easily met. Whether you're looking for shopping, dining, or leisure activities, everything is within reach.

PMP | INTERNATIONAL

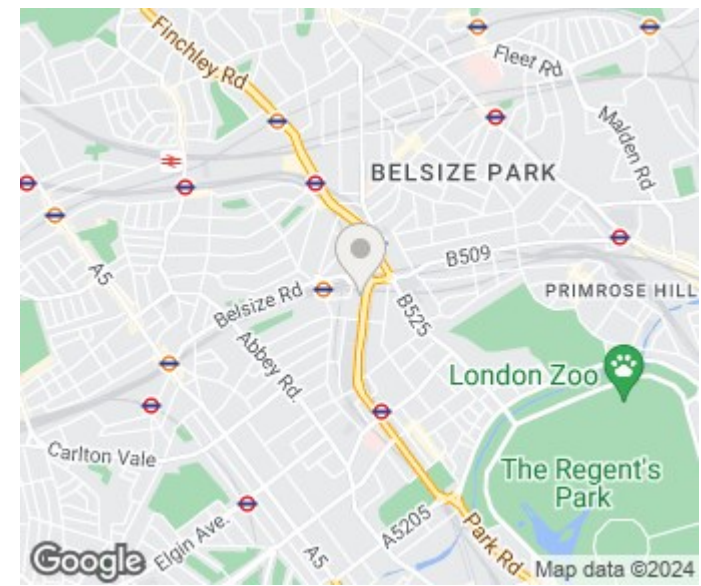


SECOND FLOOR
GROSS INTERNAL
FLOOR AREA: 441 SQ. FT



SECOND FLOOR
GROSS INTERNAL
FLOOR AREA: 361 SQ. FT

APPROX. GROSS INTERNAL TOTAL FLOOR AREA 802 SQ FT / 244 SQM	20 Freeling House
Disclaimer: Floor plan measurements are approximate and are for illustrative purposes only. While we do not doubt the floor plan accuracy and completeness, you or your advisors should conduct a careful, independent investigation of the property in respect of monetary valuation	date 07/19/24
	photoplan



Energy Efficiency Rating		Current	Potential
Very energy efficient - lower running costs			
(92 plus) A			
(81-91) B			
(69-80) C			
(55-68) D		65	71
(39-54) E			
(21-38) F			
(1-20) G			
Not energy efficient - higher running costs			
England & Wales		EU Directive 2002/91/EC	

Agents Note: Whilst every care has been taken to prepare these particulars, they are for guidance purposes only. All measurements are approximate and are for general guidance purposes only and whilst every care has been taken to ensure their accuracy, they should not be relied upon and potential buyers/tenants are advised to recheck the measurements

London
PMP International
1 Northway's Parade Finchley Road
London
NW3 5EN

020 7701 2878
info@pmpi.co.uk
www.pmpi.co.uk

PMP | INTERNATIONAL