

# EDEN HOMES



**32 Greenstead Gardens, London, SW15 5AJ**

**Asking price £725,000**

Set within the highly sought-after Dover House Conservation Area, This beautifully presented three-bedroom home that combines thoughtful modernisation with spacious, flexible living—ideal for families, professionals, or those working from home. This charming property offers three generously sized double bedrooms, including one on the ground floor and two further doubles upstairs. A stylish modern family bathroom is located on the first floor, while the ground floor benefits from a utility area with an additional WC and standalone shower, providing added practicality and convenience. The heart of the home is a stunning open-plan kitchen and living room, which has been extended at the rear to create a bright and contemporary living space. With ample room for dining and entertaining, French doors open directly onto a large private rear garden, seamlessly blending indoor and outdoor living. The beautifully landscaped garden includes a patio area, a central lawn, and an allotment area at the rear—perfect for gardening enthusiasts. A standout feature is the versatile outbuilding, complete with its own WC, ideal for use as a home office, creative studio, or guest accommodation, along with additional outdoor storage.

Ideally located, the property is within easy reach of the green open spaces of Putney Heath and Richmond Park, while local shops, cafes, and everyday amenities are just a short stroll away. Excellent transport links include local bus routes and Barnes mainline station, offering direct access into Central London.


This is a rare opportunity to acquire a beautifully extended and well-maintained home in one of Putney's most desirable and community-focused residential











Floor Plan

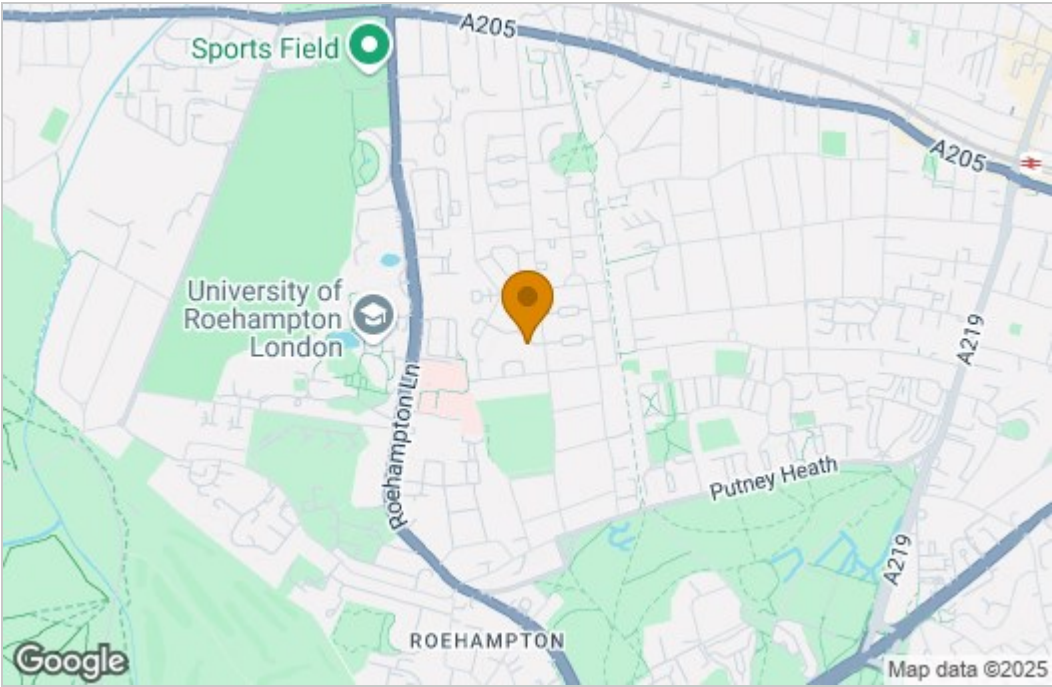
Greenstead Gardens, SW15

Approximate Area = 85.5 sq m / 920 sq ft  
Outbuilding = 11.2 sq m / 120 sq ft  
Total = 96.7 sq m / 1040 sq ft

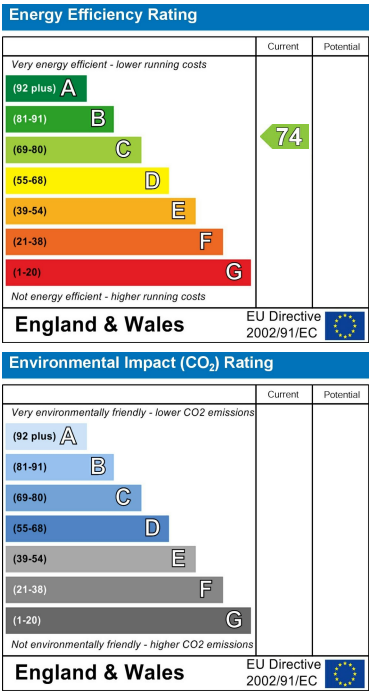


Surveyed and drawn in accordance with the International property measurements standards (IPMS 2: Residential) Not drawn to scale unless stated.  
Whilst every care is taken in the preparation of this plan, please check all dimensions, shapes and compass bearings before making any decisions reliant upon them.

Area Map



Energy Efficiency Graph



These particulars, whilst believed to be accurate are set out as a general outline only for guidance and do not constitute any part of an offer or contract. Intending purchasers should not rely on them as statements of representation of fact, but must satisfy themselves by inspection or otherwise as to their accuracy. No person in this firms employment has the authority to make or give any representation or warranty in respect of the property.