


Lewis
King



Trevithick Close, Crewe, CW1 5GR

£280,000





£280,000

Trevithick Close

Crewe, CW1 5GR

- Extended Family Home
- Quiet Cul-de-Sac Location
- Three Spacious Bedrooms
- Modern Style Throughout
- Large Corner Plot
- Excellent Commuter Links
- Separate Utility Room and Downstairs WC
- Huge Rear Garden

A deceptively spacious and extended family home nestled in a large corner plot at the bottom of a quiet cul-de-sac location, this home will not leave you disappointed upon further inspection!

Found in a superb spot on the outskirts of Crewe town centre and enjoying great commuter links with easy access to Crewe train station plus being only a short drive to the surrounding towns such as Sandbach and Nantwich, there is a lot this home has to offer before you have stepped through the door!

However, as mentioned above the property itself is found at the bottom of a quiet and family-friendly cul-de-sac and far removed from any busy roads and dominates a large corner plot ensuring a real sense of privacy in the rear garden plus ample garden space to both the front and rear.



Ground Floor

Lounge 12'5" x 14'5" (3.8 x 4.4)

Kitchen/Diner 15'8" x 9'6" (4.8 x 2.9)

Conservatory 12'9" x 16'0" (3.9 x 4.9)

Utility Room 7'10" x 8'2" (2.4 x 2.5)

Garage 8'2" x 11'5" (2.5 x 3.5)

First Floor

Bedroom One 8'10" x 12'1" (2.7 x 3.7)

Bedroom Two 8'10" x 10'2" (2.7 x 3.1)

Bedroom Three 6'6" x 6'10" (2 x 2.1)

Bathroom 6'2" x 5'10" (1.9 x 1.8)

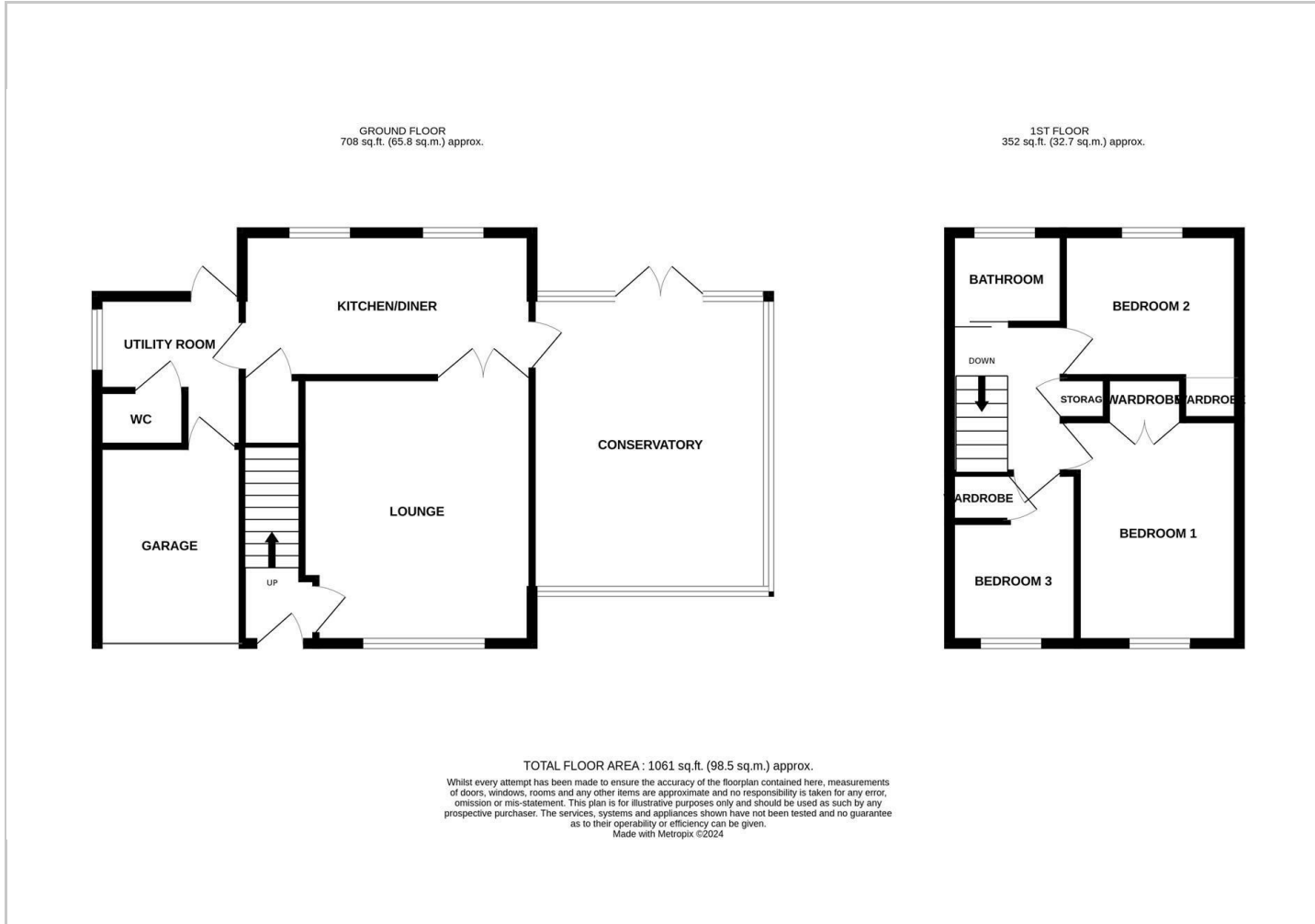


Directions





Floor Plans

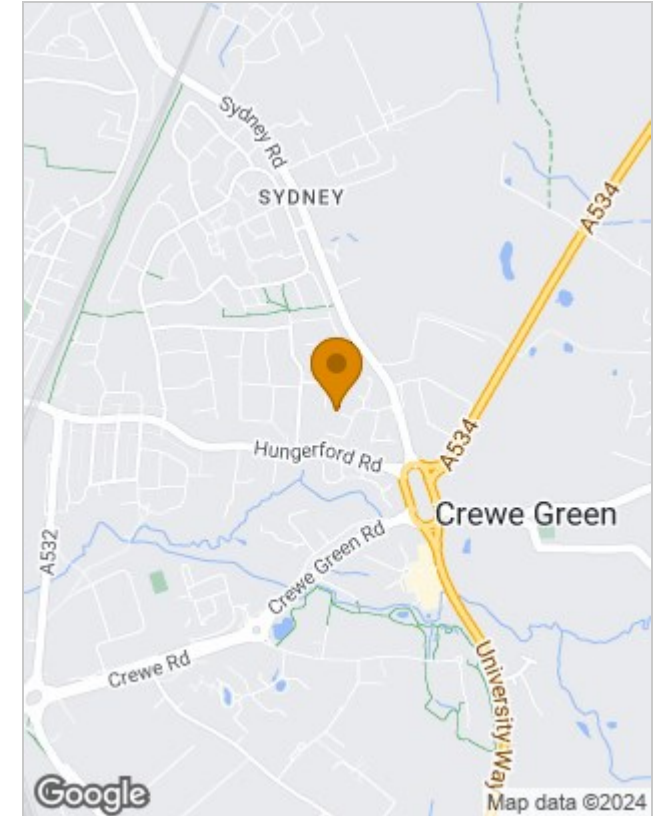


Viewing

Please contact our Sandbach Office on 01270 353753 if you wish to arrange a viewing appointment for this property or require further information.

The particulars are set out as a general outline only for the guidance of intended purchasers or lessees, and do not constitute, any part of a contract. Nothing in these particulars shall be deemed to be a statement that the property is in good structural condition or otherwise nor that any of the services, appliances, equipment or facilities are in good working order. Purchasers should satisfy themselves of this prior to purchasing.

Location Map



Energy Performance Graph

