






Wimblington Drive Lower Earley

- ✓ 2 Bedroom Mid-terrace
- ✓ Driveway Parking For 1 Car
- ✓ Gas Central Heating
- ✓ Generous Garden
- ✓ Near Play Park, Asda, M4
- ✓ Cul-de-sac Location
- ✓ Security Deposit - 1725
- ✓ Holding Deposit - 345
- ✓ 12 Month Fixed Term Tenancy Agreement.

£1,495 PCM

Bedroom  2 Bathroom  1 Reception  1