




1 Horsfall Drive,
Guide Price £375,000

 3  2  1



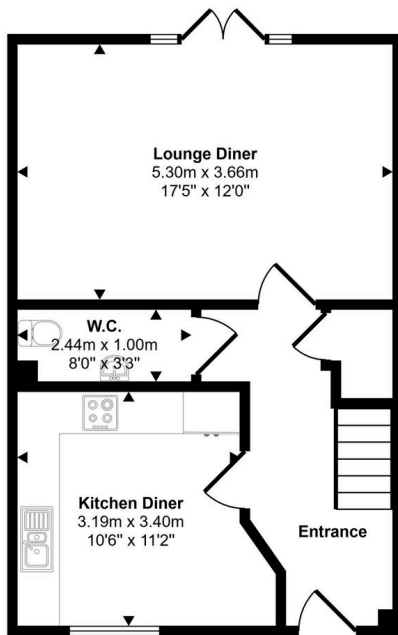
REF: CS1106

Welcome to Horsfall Drive. Set in a prime position beside peaceful green space and a picturesque public park, this exquisite three-bedroom semi-detached home is a rare gem. This is a home that blends sophistication with everyday practicality—a place to live, grow and truly enjoy.

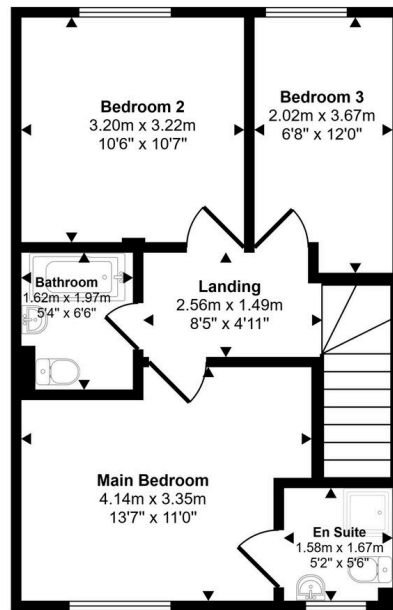
Key Features

- REF: CS1106
- Serene principal suite with stylish en-suite shower room
- Spacious lounge flowing into versatile dining area
- Landscaped rear garden
- Ideally located for excellent schools, shops & transport links
- Impeccably presented three-bedroom semi-detached home
- Contemporary family bathroom with sleek finishes
- Chic breakfast kitchen with integrated appliances
- Peaceful setting adjacent to open green space
- EPC Rating: B

Approx Gross Internal Area
90 sq m / 965 sq ft



Ground Floor
Approx 44 sq m / 478 sq ft



First Floor
Approx 45 sq m / 487 sq ft

This floorplan is only for illustrative purposes and is not to scale. Measurements of rooms, doors, windows, and any items are approximate and no responsibility is taken for any error, omission or mis-statement. Icons of items such as bathroom suites are representations only and may not look like the real items. Made with Made Snappy 360.