




MARTIN DREW

POWERED BY
exp UK

26 Banbury Road

£460,000

 3  2  4



A rarely available 1850's Victorian Home within Brackley centre, boasting parking to rear & 4 reception rooms (to include basement room). Must be seen to appreciate size & character.

M: 07970663757

E: martin.drew@exp.uk.com

W: www.martin.drew.exp.uk.com



MARTIN DREW

POWERED BY
exp UK

Key Features

- 3/4 bedrooms
- Living room
- Basement/Bedroom 4
- Bathroom
- Rear garden
- Kitchen/Breakfast room
- Dining room
- Cloakroom
- Parking
- Character features throughout

Approximate Gross Internal Area 1400 sq ft – 131 sq m
Basement Area 178 sq ft – 17 sq m
Ground Floor Area 665 sq ft – 62 sq m
First Floor Area 557 sq ft – 52 sq m



M: 07970663757

E: martin.drew@exp.uk.com

W: www.martin.drew.exp.uk.com

