



## Flat 5, 106, Nightingale Place Station Road , Netley Abbey, SO31 5AN

**Offers in excess of £140,000**

Large One Bedroom Top Floor Apartment | Extremely Light and Airy | Great Location | Excellent Transport Links | 107 Years Remaining on the Lease | Ideal for First Time Buyer/Investment to Let

- Close to Victoria Country Park
- Close to Local Amenities and Transport Links
- Allocated Parking Space
- Modern Decoration Throughout
- 107 Years remaining
- Perfect for First Time Buyer or Investor

Viewing

Please contact our ROK Marsh Office on 02393233267 if you wish to arrange a viewing appointment for this property or require further information.




1



1



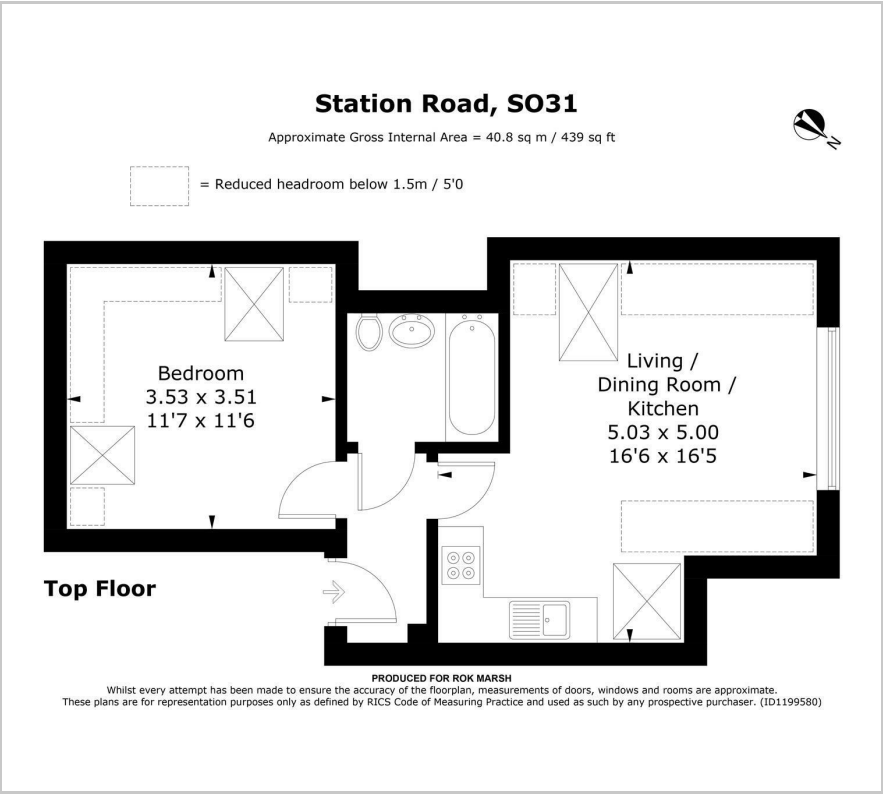
1



C



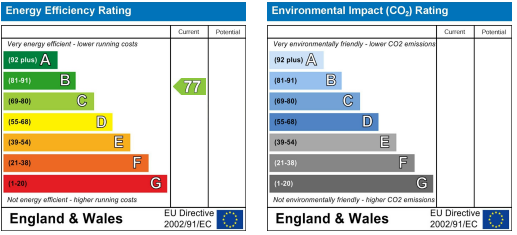
Floor Plan



Area Map



Energy Efficiency Graph



These particulars, whilst believed to be accurate are set out as a general outline only for guidance and do not constitute any part of an offer or contract. Intending purchasers should not rely on them as statements of representation of fact, but must satisfy themselves by inspection or otherwise as to their accuracy. No person in this firms employment has the authority to make or give any representation or warranty in respect of the property.