



# WYNDTHORPE CHASE

DUNSVILLE

---





# HARRON HOMES

CAREFULLY CRAFTED HOMES

Born and bred in Yorkshire, Harron Homes delivers outstanding homes of exceptional quality in carefully selected locations across the North of England and the Midlands. With a proud track record of ingenuity and originality, Harron Homes is a developer you can trust to fulfil and exceed your every expectation.

Harron Homes remains a local business at heart and retains a passion for providing outstanding properties and personal customer service. We pride ourselves on listening to your needs and working with you to craft your ideal home. We are a company that is large enough to offer you the very best, but small enough to care about your needs.



# CAREFULLY CRAFTED HOMES

IN AN EXCEPTIONAL SETTING





## REFINED LIVING

IN A TRULY EXCLUSIVE LOCATION

Situated in beautiful South Yorkshire, Wyndthorpe Chase offers a stunning collection of thoughtfully designed 2, 3, 4 and 5 bedroom homes in the countryside town of Dunsville.

Finished to the highest specification, this luxurious collection of homes is perfect for families looking for modern, spacious homes without compromising on location or style.

WYNDTHORPE CHASE BY HARRON HOMES





## SURROUND YOURSELF

WITH A FULL AND ACTIVE LIFE

Offering an abundance of rural charm, Wyndthorpe Chase has an array of places to explore, right on it's doorstep.

Surrounded by countryside, the town of Dunsville is a great location and provides everything you need for a full and active life. With the neighbouring city of Doncaster close by, there is a great selection of local amenities to provide an idyllic family location offering benefits of both city and countryside.





## WELL CONNECTED

AN ENVIABLE POSTCODE

Just a short drive into the town of Doncaster, Wyndthorpe Chase has excellent commuter links and is also perfectly located for travelling to Scunthorpe, Barnsley and Sheffield.

Ideal for exploring the very best that the South Yorkshire countryside has to offer. Whether travelling for work or pleasure, homeowners will benefit from excellent links to the M18, A1 and M1.

WYNDTHORPE CHASE BY HARRON HOMES



Doctors	6 minutes
Local Shop	10 minutes
Post Office	11 minutes
Pub	15 minutes
Park	16 minutes
Primary School	17 minutes
Supermarket	26 minutes



Doncaster	5.3 miles
Scunthorpe	18.3 miles
Barnsley	21.4 miles
Worksop	23.8 miles
Rotherham	24.4 miles
Sheffield	28.2 miles



Doncaster	10 minutes
Sheffield	48 minutes
Coinsborough	53 minutes
Leeds	1 hour 5 minutes
Rotherham	1 hour 10 minutes
Chesterfield	1 hour 19 minutes

“HASSLE FREE TRAVEL  
FROM YOUR DOORSTEP”


Travel times based on figures provided by Google Maps. Train journey times from the trainline.com are based on travelling from Kirk Sandall Station.


# SITE PLAN

## 2 BEDROOM HOMES

 **THE DALTON**  
2 bedroom home  
Plots 6, 7, 13 & 14


## 3 BEDROOM HOMES

 **THE BALMORAL V0**  
3 bedroom home  
Plots 1 & 53


 **THE BALMORAL V1**  
3 bedroom home  
Plots 45, 60, 75, 76, 84 & 95


 **THE BELVOIR**  
3 bedroom home  
Plots 4, 8, 30 & 42


 **THE HAMPTON**  
3 bedroom home  
Plots 11, 12, 33, 34, 35, 36, 46, 47, 58, 59,  
61, 62, 63, 82, 83, 87, 88, 89 & 90

 **THE SOMERTON**  
3 bedroom home  
Plots 2, 3, 5, 9, 10, 28, 29, 37, 38, 39, 40,  
43, 44, 50, 51, 55, 56, 92 & 93

## 4 BEDROOM HOMES


 **THE LANCASTER**  
4 bedroom home  
Plots 16, 24, 26, 27, 31, 69 & 70


 **THE WARKWORTH**  
4 bedroom home  
Plots 18, 19, 32, 48, 67, 68, 71, 72 & 79


 **THE WINDSOR**  
4 bedroom home  
Plots 15, 17, 23, 41, 49, 57, 64, 86 & 91

## 5 BEDROOM HOMES

 **THE DUNSTANBURGH**  
5 bedroom home  
Plots 22, 74 & 78

 **THE EDLINGHAM**  
5 bedroom home  
Plots 20, 25, 73, 77 & 94

 **THE KENILWORTH**  
5 bedroom home  
Plots 71 & 85

 **THE PORTCHESTER**  
5 bedroom home  
Plots 21 & 54

\* AFFORDABLE HOUSING





## A PERFECT BALANCE

STYLISH & PRACTICAL

Offering everything you could wish for in a modern family home, the properties at Wyndthorpe Chase have been carefully designed to suit modern living without compromising on space, style or location.

Carefully designed with family living in mind, these stunning homes showcase light filled living areas, contemporary kitchens and stylish bathrooms.



# THE DALTON

TWO BEDROOM SEMI-DETACHED HOME

## GROUND FLOOR

Lounge	4113 x 3965mm	13' 4" x 13' 0"
Kitchen	3150 x 1963mm	10' 3" x 6' 4"

## FIRST FLOOR

Bedroom 1	4113 x 2451mm	13' 4" x 8' 0"
Bedroom 2	4113 x 2451mm	13' 4" x 8' 0"
Bathroom	2112 x 1987mm	6' 9" x 6' 5"

This information is intended for illustration purposes only and may be subject to change for reasons beyond our control. Each property shown may not include the features as described in the illustration or specification and the floor plans are not to scale. Dimensions supplied are accurate to within +/- 50mm (+/- 2") they are not intended to be used for carpet sizes, appliance spaces or items of furniture spaces. As a consequence this information should be used for guidance only and cannot be relied on to accurately describe any Specified Matters as prescribed by an Order made under the Property Misdescriptions Act 1991, nor constitute a contract, part thereof or warranty. JUN-21

# THE DALTON

This charming, two bedroom home offers luxury qualities with high specification, style and design throughout



GROUND FLOOR



FIRST FLOOR



# THE BALMORAL V0

## THREE BEDROOM DETACHED HOME

### GROUND FLOOR

Lounge	5415 x 3982mm	17' 7" x 13' 0"
Kitchen/Dining	5415 x 3002mm	17' 7" x 9' 8"
Utility	2005 x 1572mm	6' 5" x 5' 1"

### FIRST FLOOR

Bedroom 1	4090 x 3002mm	13' 4" x 9' 8"
En Suite	3002 x 1224mm	9' 8" x 4' 0"
Bedroom 2	3115 x 3392mm	10' 2" x 11' 1"
Bedroom 3	3392 x 2200mm	11' 1" x 7' 2"
Bathroom	2100 x 1700mm	6' 8" x 5' 5"

This information is intended for illustration purposes only and may be subject to change for reasons beyond our control. Each property shown may not include the features as described in the illustration or specification and the floor plans are not to scale. Dimensions supplied are accurate to within +/- 50mm (+/- 2") they are not intended to be used for carpet sizes, appliance spaces or items of furniture spaces. As a consequence this information should be used for guidance only and cannot be relied on to accurately describe any Specified Matters as prescribed by an Order made under the Property Misdescriptions Act 1991, nor constitute a contract, part thereof or warranty. JUN-21

# THE BALMORAL V0

The Balmoral offers families and couples alike the perfect three bedroom home benefitting from space, style and the added bonus of a single garage.



GROUND FLOOR



FIRST FLOOR



# THE BALMORAL V1

## THREE BEDROOM DETACHED HOME

### GROUND FLOOR

Lounge	5415 x 3982mm	17' 7" x 13' 0"
Kitchen/Dining	5415 x 3002mm	17' 7" x 9' 8"
Utility	2005 x 1572mm	6' 5" x 5' 1"

### FIRST FLOOR

Bedroom 1	4090 x 3002mm	13' 4" x 9' 8"
En Suite	3002 x 1224mm	9' 8" x 4' 0"
Bedroom 2	3115 x 3392mm	10' 2" x 11' 1"
Bedroom 3	3392 x 2200mm	11' 1" x 7' 2"
Bathroom	2100 x 1700mm	6' 8" x 5' 5"

This information is intended for illustration purposes only and may be subject to change for reasons beyond our control. Each property shown may not include the features as described in the illustration or specification and the floor plans are not to scale. Dimensions supplied are accurate to within +/- 50mm (+/- 2") they are not intended to be used for carpet sizes, appliance spaces or items of furniture spaces. As a consequence this information should be used for guidance only and cannot be relied on to accurately describe any Specified Matters as prescribed by an Order made under the Property Misdescriptions Act 1991, nor constitute a contract, part thereof or warranty. JUN-21

# THE BALMORAL V1

The Balmoral offers families and couples alike the perfect three bedroom home benefitting from space, style and the added bonus of a single garage.



GROUND FLOOR



FIRST FLOOR



# THE BELVOIR

## THREE BEDROOM SEMI-DETACHED HOME

GROUND FLOOR		
Lounge	4627 x 3219mm	15' 1" x 10' 5"
Kitchen/Dining	4627 x 3225mm	15' 1" x 10' 6"

FIRST FLOOR		
Bedroom 1	3502 x 3219mm	11' 4" x 10' 5"
En Suite	2358 x 1700mm	7' 7" x 5' 5"
Bedroom 2	3225 x 2500mm	10' 6" x 8' 2"
Bedroom 3	3225 x 2027mm	10' 6" x 6' 6"
Bathroom	2087 x 1700mm	6' 8" x 5' 5"


This information is intended for illustration purposes only and may be subject to change for reasons beyond our control. Each property shown may not include the features as described in the illustration or specification and the floor plans are not to scale. Dimensions supplied are accurate to within +/- 50mm (+/- 2") they are not intended to be used for carpet sizes, appliance spaces or items of furniture spaces. As a consequence this information should be used for guidance only and cannot be relied on to accurately describe any Specified Matters as prescribed by an Order made under the Property Misdescriptions Act 1991, nor constitute a contract, part thereof or warranty. JUN-21

# THE BELVOIR

Those looking for a modern, three bedroom home with attractive features and classic charm, should look no further than the Belvoir.



GROUND FLOOR



FIRST FLOOR



# THE HAMPTON

## THREE BEDROOM SEMI-DETACHED HOME

### GROUND FLOOR

Lounge	4220 x 3250mm	13' 8" x 10' 6"
Kitchen/Dining	4290 x 3265mm	14' 0" x 10' 7"

### FIRST FLOOR

Bedroom 2	4220 x 3381mm	13' 8" x 12' 7"
Bedroom 3	3258 x 2150mm	10' 6" x 7' 0"
Bathroom	2150 x 1950mm	10' 6" x 6' 3"

### SECOND FLOOR

Bedroom 1	6915 x 3208mm	22' 6" x 10' 5"
En Suite	2500 x 1324mm	8' 2" x 4' 3"

This information is intended for illustration purposes only and may be subject to change for reasons beyond our control. Each property shown may not include the features as described in the illustration or specification and the floor plans are not to scale. Dimensions supplied are accurate to within +/- 50mm (+/- 2") they are not intended to be used for carpet sizes, appliance spaces or items of furniture spaces. As a consequence this information should be used for guidance only and cannot be relied on to accurately describe any Specified Matters as prescribed by an Order made under the Property Misdescriptions Act 1991, nor constitute a contract, part thereof or warranty. JUN-21

# THE HAMPTON

This high specification three bedroom home offers family living over three floors encompassing contemporary style and a modern living layout.



GROUND FLOOR



FIRST FLOOR



SECOND FLOOR



# THE SOMERTON

## THREE BEDROOM TERRACED HOME

GROUND FLOOR		
Lounge	4190 x 3782mm	13' 7" x 12' 4"
Kitchen/Dining	4782 x 2900mm	15' 6" x 9' 5"

FIRST FLOOR		
Bedroom 1	3782 x 2750mm	12' 4" x 9' 0"
En Suite	1740 x 1700mm	5' 7" x 5' 5"
Bedroom 2	3290 x 2695mm	10' 7" x 8' 8"
Bedroom 3	3700 x 1987mm	12' 1" x 6' 5"
Bathroom	2100 x 1700mm	6' 8" x 5' 5"

This information is intended for illustration purposes only and may be subject to change for reasons beyond our control. Each property shown may not include the features as described in the illustration or specification and the floor plans are not to scale. Dimensions supplied are accurate to within +/- 50mm (+/- 2") they are not intended to be used for carpet sizes, appliance spaces or items of furniture spaces. As a consequence this information should be used for guidance only and cannot be relied on to accurately describe any Specified Matters as prescribed by an Order made under the Property Misdescriptions Act 1991, nor constitute a contract, part thereof or warranty. JUN-21

# THE SOMERTON

The Somerton offers a three bedroom home for those families looking for a stylish home without compromising on space.



GROUND FLOOR



FIRST FLOOR



# THE LANCASTER

FOUR BEDROOM DETACHED HOME WITH  
INTEGRAL GARAGE

## GROUND FLOOR

Lounge	5222 x 4050mm	17' 1" x 13' 2"
Kitchen/Dining	5404 x 3137mm	17' 7" x 10' 3"
Utility	1700 x 1517mm	5' 5" x 4' 9"

## FIRST FLOOR

Bedroom 1	3518 x 2765mm	11' 5" x 9' 7"
En Suite	2891 x 1650mm	9' 4" x 5' 4"
Bedroom 2	3280 x 3187mm	10' 7" x 10' 4"
Bedroom 3	3500 x 3050mm	11' 4" x 10' 0"
Bedroom 4	3250 x 2390mm	10' 6" x 7' 8"
Bathroom	2200 x 1700mm	7' 2" x 5' 5"

This information is intended for illustration purposes only and may be subject to change for reasons beyond our control. Each property shown may not include the features as described in the illustration or specification and the floor plans are not to scale. Dimensions supplied are accurate to within +/- 50mm (+/- 2") they are not intended to be used for carpet sizes, appliance spaces or items of furniture spaces. As a consequence this information should be used for guidance only and cannot be relied on to accurately describe any Specified Matters as prescribed by an Order made under the Property Misdescriptions Act 1991, nor constitute a contract, part thereof or warranty. JUN-21

# THE LANCASTER

This attractive, four bedroom property offers space and style with modern features that compliment busy family life. The Lancaster is the perfect place for any family to call home.



GROUND FLOOR



FIRST FLOOR



# THE WARKWORTH

FOUR BEDROOM DETACHED HOME WITH  
DOUBLE INTEGRAL GARAGE

GROUND FLOOR		
Lounge	5370 x 3615mm	17' 7" x 11' 10" inc bay
Family Room	3740 x 3300mm	12' 3" x 10' 9"
Kitchen/Dining	5515 x 3740mm	18' 1" x 12' 3"
Utility	2678 x 1800mm	8' 9" x 5' 10"

FIRST FLOOR		
Bedroom 1	4905 x 3300mm	16' 1" x 10' 9" max
Dressing Area	2025 x 2015mm	6' 7" x 6' 7"
En Suite	2915 x 1500mm	9' 6" x 4' 11"
Bedroom 2	3650 x 3615mm	11' 11" x 11' 10"
En Suite 2	2491 x 1500mm	8' 2" x 4' 11"
Bedroom 3	3790 x 2750mm	12' 5" x 9' 0"
Bedroom 4	3200 x 2965mm	10' 5" x 9' 8"
Bathroom	1888 x 2790mm	6' 2" x 9' 1"

This information is intended for illustration purposes only and may be subject to change for reasons beyond our control. Each property shown may not include the features as described in the illustration or specification and the floor plans are not to scale. Dimensions supplied are accurate to within +/- 50mm (+/- 2") they are not intended to be used for carpet sizes, appliance spaces or items of furniture spaces. As a consequence this information should be used for guidance only and cannot be relied on to accurately describe any Specified Matters as prescribed by an Order made under the Property Misdescriptions Act 1991, nor constitute a contract, part thereof or warranty. JUN-21

# THE WARKWORTH

The Warkworth is a beautifully designed four bedroom, detached family home with an integral double garage.



GROUND FLOOR

FIRST FLOOR

# THE WINDSOR

FOUR BEDROOM DETACHED HOME  
WITH INTEGRAL GARAGE



## GROUND FLOOR

Lounge	5163 x 3105mm	16' 11" x 10' 2" inc bay
Dining Area	3253 x 2835mm	10' 8" x 9' 3"
Kitchen	3253 x 3030mm	10' 8" x 9' 11"
Utility	2188 x 1650mm	7' 2" x 5' 4"

## FIRST FLOOR

Bedroom 1	3303 x 3000mm	10' 10" x 9' 10"
Dressing Area	1815 x 1140mm	5' 11" x 3' 8"
En Suite	1815 x 1763mm	5' 11" x 5' 9"
Bedroom 2	4062 x 2940mm	13' 3" x 9' 7" max
Bedroom 3	3303 x 2650mm	10' 10" x 8' 8"
Bedroom 4	3443 x 2650mm	11' 3" x 8' 8"
Bathroom	2600 x 2115mm	8' 6" x 6' 11"

This information is intended for illustration purposes only and may be subject to change for reasons beyond our control. Each property shown may not include the features as described in the illustration or specification and the floor plans are not to scale. Dimensions supplied are accurate to within +/- 50mm (+/- 2") they are not intended to be used for carpet sizes, appliance spaces or items of furniture spaces. As a consequence this information should be used for guidance only and cannot be relied on to accurately describe any Specified Matters as prescribed by an Order made under the Property Misdescriptions Act 1991, nor constitute a contract, part thereof or warranty. JUN-21

# THE WINDSOR

This stylish, four bedroom detached home with integral garage offers the best in modern day living for families that want comfort and style.



GROUND FLOOR

FIRST FLOOR

# THE DUNSTANBURGH

FIVE BEDROOM DETACHED HOME  
WITH INTEGRAL DOUBLE GARAGE



## GROUND FLOOR

Lounge	6080 x 3953mm	19' 11" x 12' 11" inc bay
Kitchen/Dining	6027 x 3910mm	19' 9" x 12' 9"
Dining Room	3910 x 3588mm	12' 9" x 11' 9"
Utility	2188 x 1685mm	7' 2" x 5' 6"

## FIRST FLOOR

Bedroom 1	3563 x 3383mm	11' 8" x 11' 1"
Dressing Area	2475 x 2240mm	8' 1" x 7' 4"
En Suite 1	2475 x 1663mm	8' 1" x 5' 5"
Bedroom 2	4095 x 3796mm	13' 5" x 12' 5"
Bedroom 3	3645 x 3263mm	11' 11" x 10' 8"
En Suite 2	2821 x 1975mm	9' 3" x 6' 5"
Bedroom 4	4003 x 3408mm	13' 1" x 11' 2"
Bedroom 5	2852 x 2823mm	9' 4" x 9' 3"
Study	2775 x 2221mm	9' 1" x 7' 3"
Bathroom	2823 x 2075mm	9' 3" x 6' 9"

This information is intended for illustration purposes only and may be subject to change for reasons beyond our control. Each property shown may not include the features as described in the illustration or specification and the floor plans are not to scale. Dimensions supplied are accurate to within +/- 50mm (+/- 2") they are not intended to be used for carpet sizes, appliance spaces or items of furniture spaces. As a consequence this information should be used for guidance only and cannot be relied on to accurately describe any Specified Matters as prescribed by an Order made under the Property Misdescriptions Act 1991, nor constitute a contract, part thereof or warranty. JUN-21

# THE DUNSTANBURGH

This grand, thoughtfully designed five bedroom property with integral double garage is truly spacious and offers everything you could wish for in a large family home.



GROUND FLOOR

FIRST FLOOR

# THE EDLINGHAM

FIVE BEDROOM DETACHED HOME  
WITH DETACHED DOUBLE GARAGE



## GROUND FLOOR

Lounge	5028 x 4600mm	16' 5" x 15' 1"
Kitchen/Dining	6115 x 4402mm	20' 0" x 14' 5"
Dining Room	4100 x 3278mm	13' 5" x 10' 9"
Garden Room	3390 x 3375mm	11' 1" x 11' 0"
Study	3278 x 2738mm	10' 9" x 8' 11"
Utility	3278 x 1778mm	10' 9" x 5' 9"

## FIRST FLOOR

Bedroom 1	3400 x 3000mm	11' 1" x 9' 10"
Dressing Area	3474 x 1500mm	11' 4" x 4' 11"
En Suite 1	2400 x 1853mm	7' 10" x 6' 0"
Bedroom 2	3753 x 3127mm	12' 3" x 10' 3" max
En Suite 2	1838 x 1800mm	6' 0" x 5' 10"
Bedroom 3	3703 x 3128mm	12' 1" x 10' 3" max
Bedroom 4	3300 x 3008mm	10' 9" x 9' 10"
Bedroom 5	3474 x 3008mm	11' 4" x 9' 10"
Bathroom	2800 x 2500mm	9' 2" x 8' 2"

This information is intended for illustration purposes only and may be subject to change for reasons beyond our control. Each property shown may not include the features as described in the illustration or specification and the floor plans are not to scale. Dimensions supplied are accurate to within +/- 50mm (+/- 2") they are not intended to be used for carpet sizes, appliance spaces or items of furniture spaces. As a consequence this information should be used for guidance only and cannot be relied on to accurately describe any Specified Matters as prescribed by an Order made under the Property Misdescriptions Act 1991, nor constitute a contract, part thereof or warranty. JUN-21

# THE EDLINGHAM

This outstanding five bedroom property has a true air of opulence about it. The Edlingham offers classic design features and elegant style through its spacious layout and has the added benefit of a detached double garage.



GROUND FLOOR



FIRST FLOOR



# THE KENILWORTH

## FIVE BEDROOM DETACHED HOME

### GROUND FLOOR

Lounge	5203 x 3113mm	17' 0" x 10' 2" inc bay
Family Room	4125 x 2747mm	13' 6" x 9' 0" inc bay
Kitchen/Dining	4853 x 4140mm	15' 11" x 13' 6"
Utility	2113 x 1650mm	6' 11" x 5' 4"

### FIRST FLOOR

Bedroom 1	3878 x 3113mm	12' 8" x 10' 2"
Dressing Area	2450 x 1413mm	8' 0" x 4' 7"
En Suite	2450 x 1600mm	8' 0" x 5' 2"
Bedroom 2	3233 x 2800mm	10' 7" x 9' 2"
Bedroom 5	3095 x 2800mm	10' 1" x 9' 2"
Bathroom	2665 x 2054mm	8' 8" x 6' 8"

### SECOND FLOOR

Bedroom 3	5239 x 3163mm	17' 2" x 10' 4" max
Bedroom 4	3381x 2774mm	11' 1" x 9' 1" max
Bathroom 2	2774 x 1758mm	9' 1" x 5' 9"

This information is intended for illustration purposes only and may be subject to change for reasons beyond our control. Each property shown may not include the features as described in the illustration or specification and the floor plans are not to scale. Dimensions supplied are accurate to within +/- 50mm (+/- 2") they are not intended to be used for carpet sizes, appliance spaces or items of furniture spaces. As a consequence this information should be used for guidance only and cannot be relied on to accurately describe any Specified Matters as prescribed by an Order made under the Property Misdescriptions Act 1991, nor constitute a contract, part thereof or warranty. JUN-21

# THE KENILWORTH

The Kenilworth is an exquisite five bedroom family home that offers spacious living over three floors with classic design and stylish features.



GROUND FLOOR

FIRST FLOOR

SECOND FLOOR

# THE PORTCHESTER

FIVE BEDROOM DETACHED HOME  
WITH INTEGRAL DOUBLE GARAGE



## GROUND FLOOR

Lounge	5602 x 3186mm	18' 4" x 10' 5" inc bay
Dining Area	3674 x 2351mm	12' 0" x 7' 8" inc bay
Kitchen	5078 x 3554mm	16' 7" x 11' 7"
Dining/ Family Room	2973 x 2705mm	9' 9" x 8' 10"
Utility	1873 x 1625mm	6' 1" x 5' 3"

## FIRST FLOOR

Bedroom 1	4296 x 3457mm	14' 1" x 11' 4" max
Entrance to Bedroom 1	2280 x 1442mm	7' 5" x 4' 8"
Dressing Area	1857 x 3517mm	6' 0" x 11' 6"
En Suite	3515 x 1743mm	11' 6" x 5' 8"
Bedroom 2	3623 x 3070mm	11' 10" x 10' 0"
En suite 2	2149 x 1971mm	7' 0" x 6' 5"
Bedroom 3	3623 x 2600mm	11' 10" x 8' 6"
Bedroom 4	2578 x 3370mm	8' 5" x 11' 0"
Bedroom 5/Office	2123 x 2050mm	6' 11" x 6' 8"
Bathroom	2936 x 2600mm	9' 7" x 8' 6"

This information is intended for illustration purposes only and may be subject to change for reasons beyond our control. Each property shown may not include the features as described in the illustration or specification and the floor plans are not to scale. Dimensions supplied are accurate to within +/- 50mm (+/- 2") they are not intended to be used for carpet sizes, appliance spaces or items of furniture spaces. As a consequence this information should be used for guidance only and cannot be relied on to accurately describe any Specified Matters as prescribed by an Order made under the Property Misdescriptions Act 1991, nor constitute a contract, part thereof or warranty. JUN-21

# THE PORTCHESTER

Though grand in design, the Portchester offers classic features and elegant style throughout its spacious layout. The majestic five bedroom home with integral double garage is truly delightful.



GROUND FLOOR



FIRST FLOOR



# SPECIFICATION

## KITCHEN

- Quality Symphony kitchen range with 18mm carcass and 40mm worktop featuring complimentary upstands
- Bosch hob and fan assisted oven as standard with NEFF oven upgrade options available
- Contemporary Caple extractor hood
- Stainless steel sink and drainer with Hansgrohe mixer tap
- Additional Bosch appliance upgrades are available\*

## UTILITY (where applicable)

- Work surface (where applicable)
- Plumbing for washing machine (where applicable)

## CLOAKROOM (where applicable)

- Quality white Roca Gap sanitary ware complemented by chrome fittings and Hansgrohe taps
- Half tiling to all appliance walls (where applicable)
- Tiled window cill (where applicable)

## MAIN BATHROOM

- Quality white Roca Gap or Ideal Standard Concept sanitary ware complemented by chrome fittings and Hansgrohe taps
- Half tiling to all walls using contemporary tiles by Porcelanosa
- Tiled window cills
- Quality shower enclosure with glazed door and chrome trim (where applicable)
- Hansgrohe chrome thermostatic shower fitting (where applicable)

## ENSUITE 1 (where applicable)

- Quality white Roca Gap or Ideal Standard Concept sanitary ware complemented by chrome fittings and Hansgrohe taps
- Full tiling to shower area and half tiling to all other walls using Porcelanosa tiles
- Shower enclosure with glazed door and chrome trim
- Hansgrohe chrome thermostatic shower fitting

## WARDROBES

- Hammonds wardrobes to bedroom 1 (subject to house type)

## HEATING

- Gas fired central heating with high efficiency boilers with individual thermostatic radiator valves

## ELECTRICAL

- Telephone & TV points (as shown on electrical plan)
- Downlighters (where applicable)
- Coach lamps to front of property

## INTERNAL DOORS

- Contemporary chrome ironmongery throughout
- 5 panel internal doors
- Contemporary 10 panel glazed doors (where applicable)

## WINDOWS & EXTERNAL DOORS

- PVCu double glazed windows (argon filled low E glass) with adjustable ventilators and lockable handles in white
- PVCu double glazed French doors (where applicable)

- GRP front and rear doors (where applicable) with patterned double glazing and sidelights
- Modern chrome handles throughout
- PVCu insulated loft access hatch
- Low maintenance quality Garador garage doors coated black

## EXTERNAL FEATURES TO HOUSES

- Turf to front gardens
- Riven Buff paving flags to be laid to approved design
- Block paved driveways
- Brown pressure treated fencing and gates where specified (1800m high)
- Trees and shrubs planted to approved design
- Power and light to integral garages only

(For clarification on any of the above items please discuss with the onsite sales executive.)

## DECORATION

- White emulsion to walls
- White gloss painted woodwork
- Contemporary style skirting boards
- Clear varnished oak handrails & newel caps to all staircases
- Turned colonial spindles to all balustrades
- Skimmed plastered ceilings with white emulsion
- White sockets and switches throughout

## GENERAL

- NHBC 10 year warranty
- All properties are constructed using traditional methods

\*Available as an upgrade, subject to build stage. Harron Homes reserve the right to amend/substitute make and models to the equivalent or higher value without prior notification, should any product become unavailable/discontinued. We operate a policy of continuous product development and may vary this from time to time. Consequently this information should be treated as general guidance only and cannot be relied upon as accurately describing any of the Specified Matters prescribed by any Order made under the Property Misdescriptions Act 1991. Nor do they constitute a contract, part of a contract or a warranty. For individual property specification, please contact your sales executive.

# EXCELLENCE

BY HARRON HOMES

Everyone has their own tastes and needs, which is why we offer you the choice of optional extras to style your new Harron home. We invite you to speak to our experienced Sales Executives to help discuss your needs and offer expert advice on our 'Excellence' range.



## YOUR KITCHEN

Choose from a wide range of shaker-style kitchens, offered in a variety of chic white, cream and grey tones. Kitchen upgrades are also available, including granite worktops and fully integrated kitchen appliances.



## YOUR BEDROOM

We can offer a beautiful range of fitted wardrobes. Mix and match from our selection of wood, high-gloss and mirror finishes.



## YOUR LIVING SPACE

Personalise your living space with a wide selection of optional extras, including everything from luxurious carpets to LED downlighters.



## YOUR BATHROOM

Create the wow factor with our wide selection of tiling options for your bathrooms and en-suites. Floor to ceiling tiling looks superb as well as being highly practical.

“ ANOTHER ASPECT OF OUR COMMITMENT TO YOU ”



DISCOVER

# THE RIGHT WAY TO MOVE HELP TO BUY

If you are a first time buyer using the Government-backed Help to Buy: Equity Loan Scheme, you could move with just a 5% deposit.\*

THE BENEFITS OF PART EXCHANGE

- Available to first time buyers only
- You only need a 5% deposit and 75% mortgage
- The Government funds the remaining 20% with a Help to Buy: Equity Loan
- You own 100% of your new Harron home
- You won't be charged interest for the first five years

HERE'S HOW IT WORKS

Example based on a 3 bedroom home priced at £203,995



£10,200  
£40,799  
£152,996

**5%** Buyers deposit  
**20%** Help to Buy: Equity Loan  
**75%** Mortgage from lender



Backed by  
HM Government



Help to Buy is available subject to eligibility, terms and conditions. Terms and conditions apply. Schemes cannot be used in conjunction with each other, or any other advertised offers. Harron Homes reserves the right to withdraw or alter these offers at any time prior to payment of a reservation fee. YOUR HOME MAY BE REPOSSESSED IF YOU DO NOT KEEP UP REPAYMENTS ON YOUR MORTGAGE OR ANY OTHER DEBT SECURED ON IT. Regional price caps apply, subject to the Government 'Help to Buy' terms and conditions and only available to customers where a primary mortgage is secured. Not available on second or additional homes, buy-to-let and let-to-buy properties. HomeBuy agent eligibility check required. The equity loan is interest free for the first five years and needs to be a minimum of 10% of the purchase price up to a maximum of 20%. You must pay back the loan at the end of your main mortgage term or when you sell your home. Subject to status, terms and conditions apply.

# WE CAN HELP YOU MOVE HOMEMOVER

We're committed to making your move to a new Harron home as straight forward and smooth as possible.  
As part of this commitment we can help you sell your existing home through our Harron Homemover Scheme\*.

## THE BENEFITS OF OUR HOMEMOVER SCHEME



We will liaise with two  
local estate agents to value  
your property



No estate agents  
fees to pay



We will help you  
through the buying  
and selling process



You will have up to  
6 weeks exclusivity  
on your chosen home\*



Available for  
downsizers



HARRON  
HOMEMOVER SCHEME

Terms and conditions apply, see website for details. Schemes cannot be used in conjunction with each other, or any other advertised offers. Harron Homes reserves the right to withdraw or alter these offers at any time prior to payment of a reservation fee.  
\*The Homemover Agreement is for a 4 to 6 week period, dependant on plot and interest in your property. Subject to satisfactory home buyers report.



# WE CAN HELP YOU MOVE PART EXCHANGE

Harron Homes could be a cash buyer for your existing property, so you would have no estate agents fees to pay or property chain to contend with.\*

## THE BENEFITS OF PART EXCHANGE



A guaranteed cash buyer for your existing property at a genuine 100% market value appraised offer, within seven days of application



A free Part Exchange application process



No costly estate agents fees to pay



No property chain to contend with



Remain in your existing home until your new property is ready



**PART EXCHANGE  
SCHEME**

Terms and conditions apply, see website for details. Schemes cannot be used in conjunction with each other, or any other advertised offers. Harron Homes reserves the right to withdraw or alter these offers at any time prior to payment of a reservation fee.  
\*Part Exchange available on selected plots only & offer subject to Part Exchange Manager inspection & valuations within 7 days from reservation. Subject to satisfactory home buyers report.





# HOW TO FIND US

AN ENVIABLE POSTCODE



WYNDTHORPE CHASE, WESTMINSTER DRIVE,  
DUNSTABLE, DONCASTER DN7 4QB





WYNDTHORPE CHASE  
WESTMINSTER DRIVE  
DUNSVILLE  
DONCASTER  
DN7 4QB



BUILDING HOMES ACROSS YORKSHIRE, DERBYSHIRE & NOTTINGHAMSHIRE

[harronhomes.co.uk](http://harronhomes.co.uk)