



MALLINSON
& CO

INNOVATIVE PROPERTY EXPERTS


Chapel Lane, Penistone, Sheffield, S36 6AQ

Offers Over £750,000

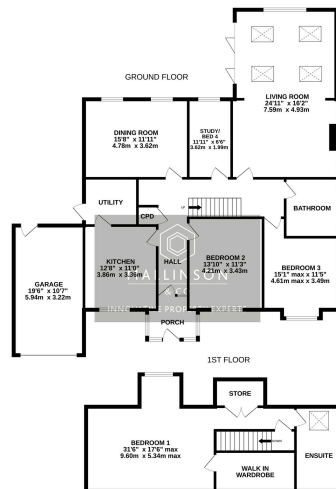
🛏 4 🚿 2 🛋 3




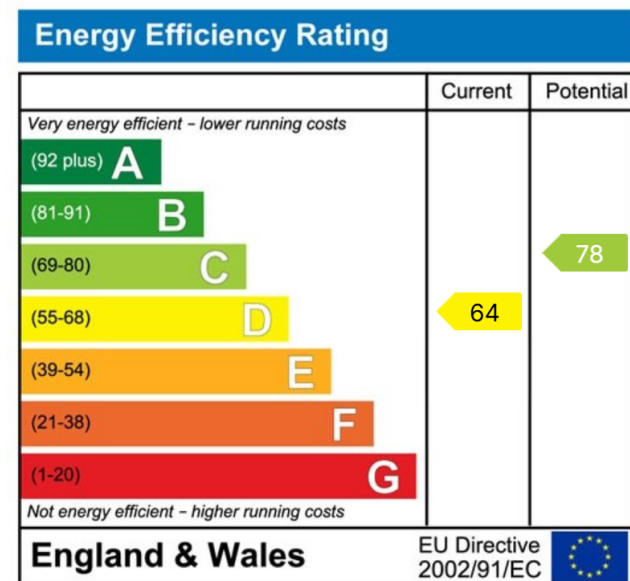
- SUITED TO A VARIETY OF PURCHASERS
- LOW MAINTENANCE JUST OFF SOUTH FACING GARDEN
- STUNNING PRINCIPAL BEDROOM SUITE
- 2 RECEPTION ROOMS & GARDEN ROOM
- 4 BEDROOMS
- CLOSE TO PENISTONE AMENITIES & TRANSPORT LINKS
- GARAGE & AMPLE OFF STREET PARKING
- CONTEMPORARY KITCHEN & BATHROOMS
- SPACIOUS, VERSATILE ACCOMMODATION
- DETACHED BUNGALOW



WHAT AN OPPORTUNITY! ... SITUATED ON ONE OF PENISTONE'S MOST SOUGHT-AFTER STREETS CHAPEL LANE, IS THIS BEAUTIFULLY APPOINTED AND FULLY RE-DEVELOPED FOUR BEDROOM DETACHED BUNGALOW. OFFERING STUNNING, VERSATILE ACCOMMODATION ACROSS TWO FLOORS, THIS REMARKABLE HOME BOASTS HIGH-END FINISHES THROUGHOUT, A STRIKING GARDEN ROOM EXTENSION AND A LUXURIOUS PRINCIPAL BEDROOM SUITE INCORPORATING A DRESSING AREA AND EN SUITE FACILITY. SET ON A GENEROUS PLOT WITH A LOW-MAINTENANCE JUST OFF SOUTH-FACING GARDEN, AMPLE OFF-STREET PARKING AND AN ATTACHED GARAGE. THE PROPERTY IS CONVENIENTLY LOCATED WITHIN WALKING DISTANCE TO PENISTONE TOWN CENTRE, MAKING IT IDEAL FOR FAMILIES AND DISCERNING BUYERS ALIKE.



TOTAL FLOOR AREA: 2211 sq ft (205.4 sq m) approx.
While every effort has been made to ensure the accuracy of the figures contained herein, measurements of areas, volumes, etc. are not guaranteed and no responsibility is taken for any error, omission or misstatement. The plan is for guidance only and should be used in conjunction with the property particulars. The plan is for guidance only and should be used in conjunction with the property particulars. The plan is for guidance only and should be used in conjunction with the property particulars.



INNOVATIVE
PROPERTY
EXPERTS

Mallinson & Co

Office: 01226 414 150

Email: ben@mallinsonandco.co.uk

Web: www.mallinsonandco.co.uk

Suite 2, Penistone 1, St. Mary's Street, Penistone, Sheffield S36 6DT