



5 STAR CUSTOMER SATISFACTION



Awarded to

Bellway

Your new home means a lot to you.
Our five-star rating shows how much
it means to us.

Based on results from the annual National New Homes Survey, the HBF rewards those builders who reach or exceed elevated levels of customer satisfaction and service excellence with the ultimate accolade of five stars. The findings come directly from you the buyer, and the survey

is impartial, independent, and validated by a UK university. Five stars means 90% or more customers say they would recommend us to a friend. So it means a great deal to us, and, with a five star rating being above the industry average, it also means that you can buy a Bellway home with confidence.

Hollytree Walk

Development layout



THE
ARTISAN
COLLECTION



Computer generated image, please note boundary fence is omitted and image is subject to changes.

Hollytree Walk
Bromley Road
Colchester
Essex
CO4 3JF

Telephone: 01206 931 930
www.bellway.co.uk

Bellway





Proposed Future Development



3 Bedroom Homes

-  **The Thespian**
Plots 3, 6, 16, 76, 96, 110, 111, 116, 119 & 135
-  **The Chandler**
Plots 1, 39, 40, 46, 47, 84, 95, 103, 104, 112, 113, 117 & 118
-  **The Quilter**
Plots 9, 11, 75 & 85
-  **The Carver**
Plots 126, 127, 136 & 144

2 Bedroom Homes



-  **The Joiner**
Plots 55, 56, 57, 58, 97, 98, 105, 106, 107, 108 & 109
-  **The Potter**
Plots 17, 18, 19, 20, 37, 41, 42, 51, 52, 53, 54, 77, 78, 79, 99, 100, 101, 102, 114, 115, 132, 133, 134, 138, 139 & 140

4 Bedroom Homes

-  **The Scrivener**
Plots 4, 5, 13, 48, 142 & 143
-  **The Silversmith**
Plots 38, 49, 86, 122, 128 & 131
-  **The Milliner**
Plots 2, 8, 10, 12, 14, 15, 43, 44, 45, 50, 123, 125, 130, 137, 141 & 145
-  **The Jeweller**
Plots 7, 120, 121, 124 & 129

1-3 Bedroom Homes

-  **Affordable Homes**

- Material Finishes**
-  - Weatherboard Version
 -  - Tile Hanging Version

The site plan is drawn to show the relative position of individual properties. NOT TO SCALE. This is a two dimensional drawing and will not show land contours and gradients, boundary treatments, landscaping or local authority street lighting. Footpaths subject to change. For details of individual properties and availability please refer to our Sales Advisor. Key to plan: s/s Sub station, v Visitor parking, bcp Bin collection point, LEAP Locally equipped area of play