

CHARMILL

RESIDENTIAL



Chatsworth Road, Mapesbury NW2

£350,000



Chatsworth Road, Mapesbury NW2



Description

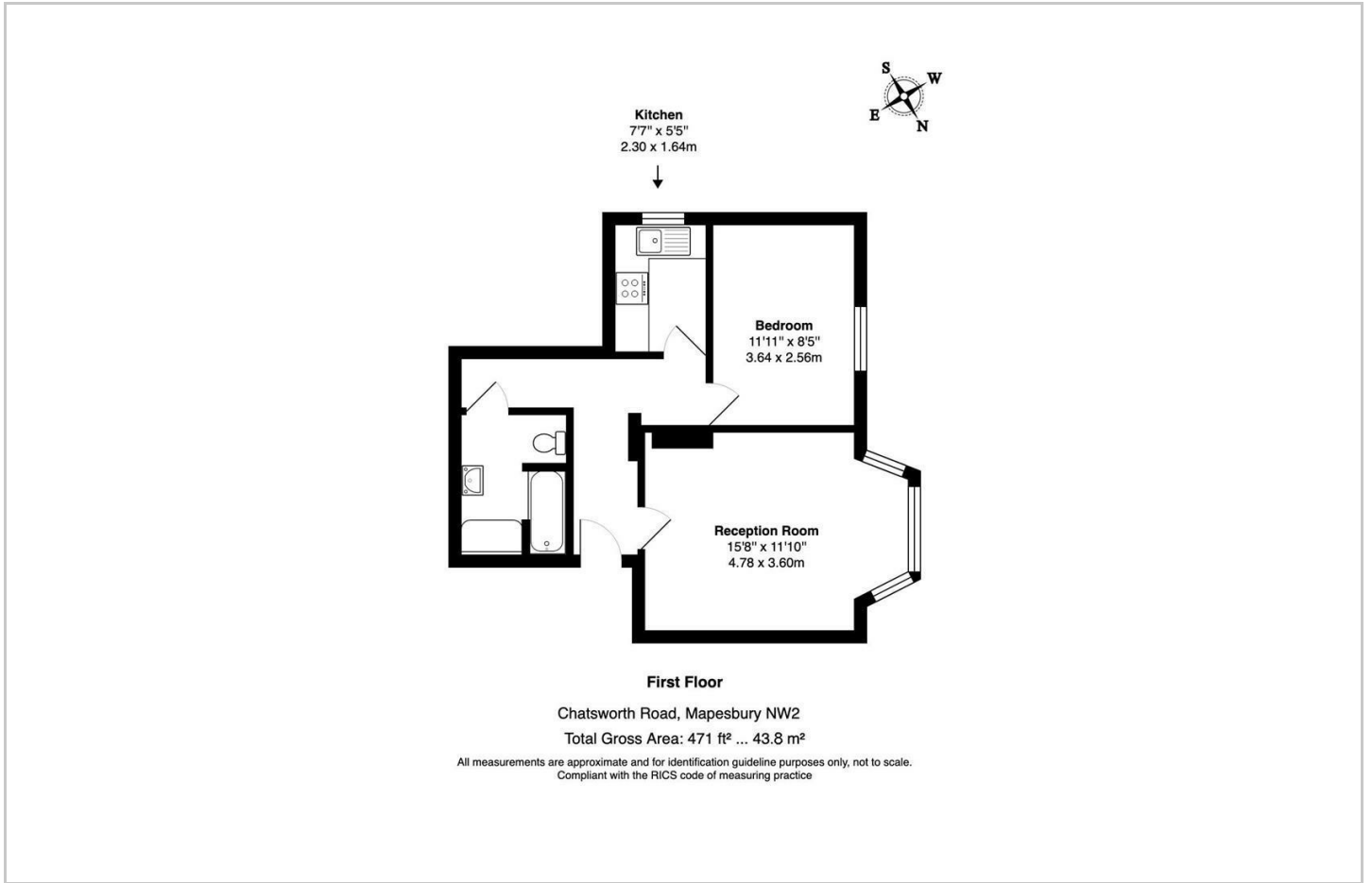
Situated in a charming tree-lined street on the first floor of an attractive period conversion is this bright and well proportioned one bedroom apartment. The property comprises a large reception room with big bay windows which flood the room with natural light and offer lovely views of gardens, a fully fitted kitchen, a double bedroom and a bathroom.

Chatsworth Road is ideally located for the vast array of shops, cafes, gastro pubs and restaurants of Willesden Green together with Salusbury Road in Queen's Park. Furthermore the green open spaces of Gladstone Park and Queen's Park are within walking distance. The property is very well positioned for a number of transport links with Willesden Green station and Kilburn station both served by the Jubilee line just 0.2 miles and 0.6 miles away respectively and Brondesbury Park station (North London line) 0.8 miles away.

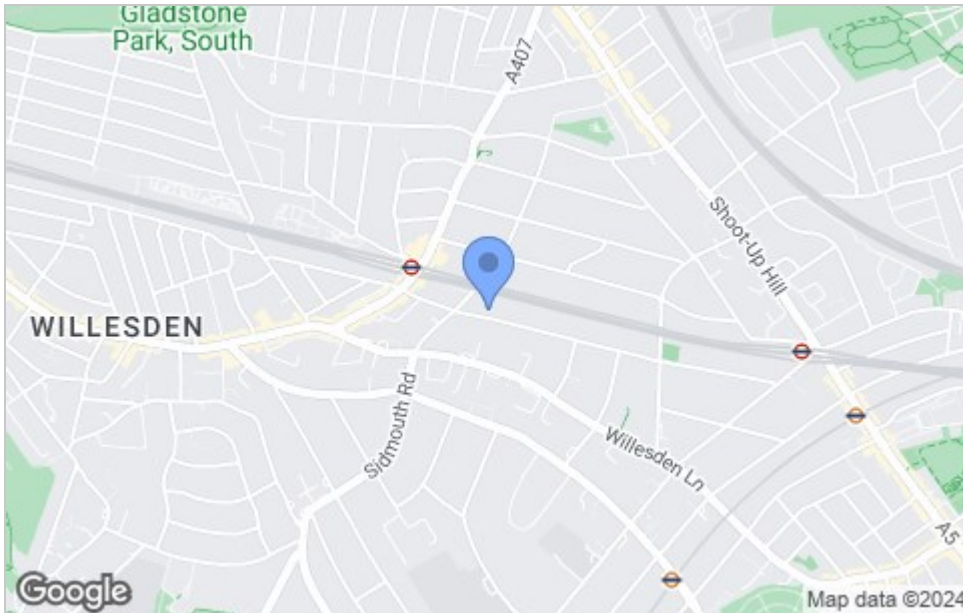




Floor Plan



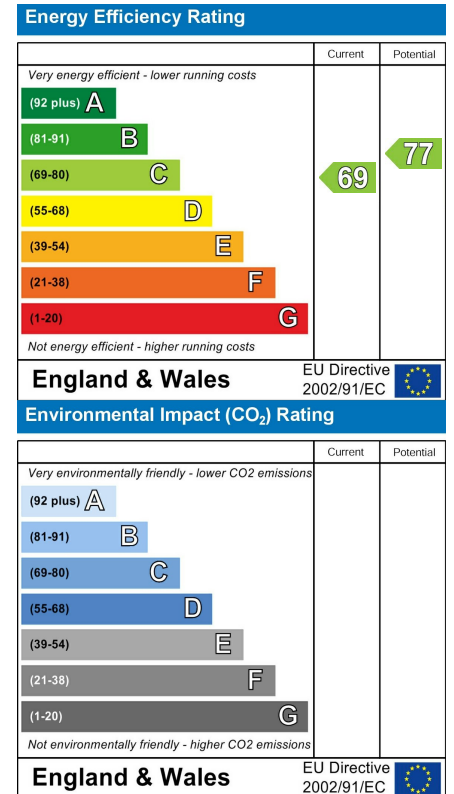
Area Map



Viewings

Please contact us on 020 7046 6275 if you wish to arrange a viewing appointment for this property or require further information.

Energy Efficiency Graph



These particulars, whilst believed to be accurate are set out as a general outline only for guidance and do not constitute any part of an offer or contract. Intending purchasers should not rely on them as statements of representation of fact, but must satisfy themselves by inspection or otherwise as to their accuracy. No person in this firm's employment has the authority to make or give any representation or warranty in respect of the property.

020 7046 6275 • sales@charmillresidential.co.uk • 51 Maida Vale, Little Venice, London W9 1SD
 charmillresidential.co.uk