

---

GUN HILL  
— P A R K —

THE WELLESLEY ESTATE | ALDERSHOT

Weston  
Homes 

---

# GUN HILL

---

## PARK

---

THE WELLESLEY ESTATE | ALDERSHOT

AN EXQUISITE COLLECTION OF LUXURIOUS  
NEW AND CONVERTED HOMES, SITUATED  
IN THE HEART OF THE WELLESLEY ESTATE

---

OFFERING A WIDE RANGE OF ELEGANT  
2, 3 AND 4 BEDROOM HOUSES AND  
1, 2 AND 3 BEDROOM APARTMENTS

---



Computer Generated Image



Computer Generated Image

## Truly *Magnificent*

WELCOME TO GUN HILL PARK,  
AN EXCEPTIONAL DEVELOPMENT  
WITH A RICH HERITAGE

Discover The Wellesley Estate, a vibrant neighbourhood in the heart of Hampshire, surrounded by rolling woodland and open green space.

This collection of beautiful homes is nestled in stunning landscaped grounds and is the perfect place to call home.



Computer Generated Image  
View from the south, over The Cambridge

## Revived & Restored

DESIGNED FOR MODERN LIVING

With proven historic building restoration expertise, Weston Homes have revived the heritage buildings at Gun Hill Park, transforming them into modern homes whilst retaining their unique character.

Ranging from spacious two, three and four bedroom detached, semi-detached and terraced houses, to stylish one, two and three bedroom apartments, this impressive collection incorporates a number of listed buildings, refurbished to an exceptionally high standard.



Computer Generated Image



Computer Generated Image

# Bursting with *Character*

## AN HISTORIC GEM

This landmark development is one of a kind, exuding charm and character.

The Cambridge Military Hospital was built between 1875 and 1879 by Martin Wells and Co. of Aldershot in an Italianate neo-classical style, with warm yellow brickwork and beautiful Bath stone features. Built in staggering proportions, the ground floor had an impressive corridor, extending a quarter of a kilometre.

A distinguishing feature of Gun Hill Park is the iconic clock tower which once housed a large bell, one of a pair captured during the Crimean War. The other remains in Windsor Castle to this day.



The grand rooms and tall windows, originally designed to deliver light, air circulation and constant temperature, were based on design principles championed by Florence Nightingale.



In front of The Cambridge's main façade and clock tower sits the newly designed square. The main entrance of the building is accessed through two grand porches, via the restored original steps. The elegance of the original elevations has been preserved and further enhanced through the extensive refurbishment of the building. Between the pavilion wings, Weston Homes has created private gardens and parking for residents.

The main building has been sympathetically converted to include apartments and houses, grand communal foyers and spaces, as well as a stunning penthouse which incorporates the clock tower.





# Over 150 Years of *Military History*

FOLLOW THE TIMELINE AS WE TAKE YOU THROUGH SOME OF THE MOST MEMORABLE MOMENTS IN GUN HILL PARK'S HISTORY.

**1854**

Military Garrison first established in Aldershot.

**1875**

The Cambridge Military Hospital was built between 1875-79 by Messrs Martin Wells and Co. of Aldershot. The design was influenced by Florence Nightingale.

**1879**

Opened on 18 July, 1879, it was named after HRH Prince George, Duke of Cambridge, cousin of Queen Victoria and Commander-in-Chief of the British Army from 1856 to 1895.

**1890s**

Aldershot Garrison was the home for all kinds of military specialisms. In the 1890s, a factory for balloons and airships was established.

**1893**

By 1893 two new angled pavilion wards were added at the ends of the main corridor.

**1897**

The Louise Margaret Hospital was opened in 1897 to treat the wives and children of soldiers.

**1915**

It has been described as the birthplace of plastic surgery, as Harold Gillies set up a Plastic Surgery Unit in the hospital at the end of 1915.

**1914**

The Cambridge Military Hospital was the first British hospital in history to receive casualties directly from the battle front; injured soldiers were brought here from the battle of Mons in 1914.

**1907**

Gun Hill House, opened in 1907, providing accommodation for nursing sisters working at the main hospital.

**1899**

The Cambridge Military Hospital was used to treat troops from the Boer War (1899 - 1902) through to the Gulf War (1990 - 1991).

**1958**

In later years the Louise Margaret became a maternity hospital treating both civilians and military personnel. Many people of Aldershot were born here until its closure in 1995.

**1960s**

In the 1960s a series of textured concrete buildings, using the prevailing technologies and designs of the day, were constructed.

**1996**

The hospital was closed on 2 February, 1996 in a ceremony attended by HRH Princess Margaret. The closure was due to the high cost of running the old building.

**2011**

On 2 March, 2011 Grainger Plc was appointed as the Development Partner by the Defence Infrastructure Organisation's (DIO) for the delivery of the Aldershot Urban Extension scheme, now known as The Wellesley Estate, of which Gun Hill Park forms the centre piece.

**2014**

Proposals to convert the hospital into housing were approved in March 2014.

**2021**

Cambridge Military Hospital is revived as a unique new residential address called Gun Hill Park.



Royal visitors have included HM Queen Alexandra, HM Queen Mary, HM Queen Elizabeth II, HRH Princess Anne and HRH Princess Margaret.

Harold Gillies was a New Zealand surgeon who had trained in England. Posted to France in 1915, he witnessed the rise in horrific facial wounds inflicted by this new style of warfare. On his return to England, Gillies set up a special ward for facial wounds at the Cambridge Military Hospital in Aldershot.



## Home of the *British Army*

### THE FIRST MILITARY TOWN

Aldershot is still home to the British Army and is a nationally important site. Its garrison was the first purpose-built military town in Britain and was vital during both World Wars.

Prior to 1854, when the military garrison was first established, Aldershot was a small agricultural village. During the Crimean War and the years following, it rapidly grew into the largest military garrison in the British Empire, with its own schools, hospitals, power station, water supply and sewage works, food production, police and fire brigades.

Over the 160-year period since it was established, Cambridge Military Hospital has been involved in most military campaigns, including playing a key role in the First and Second World Wars, both as a training camp and in the care of war casualties.

A new Heritage Trail will weave through Gun Hill Park and Aldershot, enabling residents to delve into the town's remarkable past and discover Aldershot's legacy.



Ward No. 16. Cambridge Hospital, Aldershot.



## Serene & *Harmonious*

### NATURE ON YOUR DOORSTEP

Residents can enjoy beautiful outdoor spaces inspired by history at Gun Hill Park. Dotted around the restored heritage buildings are gardens and courtyards, lawns and trees, creating attractive spaces to relax in.

Gun Hill Park is surrounded by rural beauty. Caesar's Park and Wellesley Woodlands are just a short distance from Gun Hill Park, as well as Alice Holt Forest and Surrey Hills; you have worlds of natural splendour to discover.

Enjoying the outdoors is at the heart of everyday life at Gun Hill Park. Running through the centre of Wellesley lies Parade Park, a large stretch of green open space bringing friends and families together.



Computer Generated Image

Landscaping around Gun Hill Park has been thoughtfully designed to provide residents with a calm and attractive environment. Open lawns and trees guide views along The Cambridge frontage and the Heritage Trail, featuring a central public space to the front of The Cambridge.

The development is a stone's throw from the stunning Wellesley Woodlands, offering over 100 hectares of woodlands, canal-side walks, wildlife areas, lakes and green open spaces, for residents to explore. From shaded woodland walks to picnics on the lawn, Gun Hill Park's picturesque surroundings provide a truly tranquil atmosphere.

# A Landmark *Address*

## SOMETHING FOR EVERYONE

Nestled in the North East of the county of Hampshire, on the fringes of the rolling Surrey Hills, Gun Hill Park is the perfect place to call home.

With unique charm and character, this small historic town offers the best of both worlds - countryside living and rural beauty balanced with modern conveniences and rapid connections to other major towns and cities.

Aldershot town centre is within walking distance of Gun Hill Park and offers a host of amenities, including a 7-screen cinema, leisure centre, supermarkets, wildlife reserve and two theatres. For those looking to get active there is a tennis club, ski slope, lido and golf course as well as a fully equipped gym at The Wellington Centre.

The town is home to a bustling high street, with independent shops, cafés, bars and restaurants to cater for all tastes.

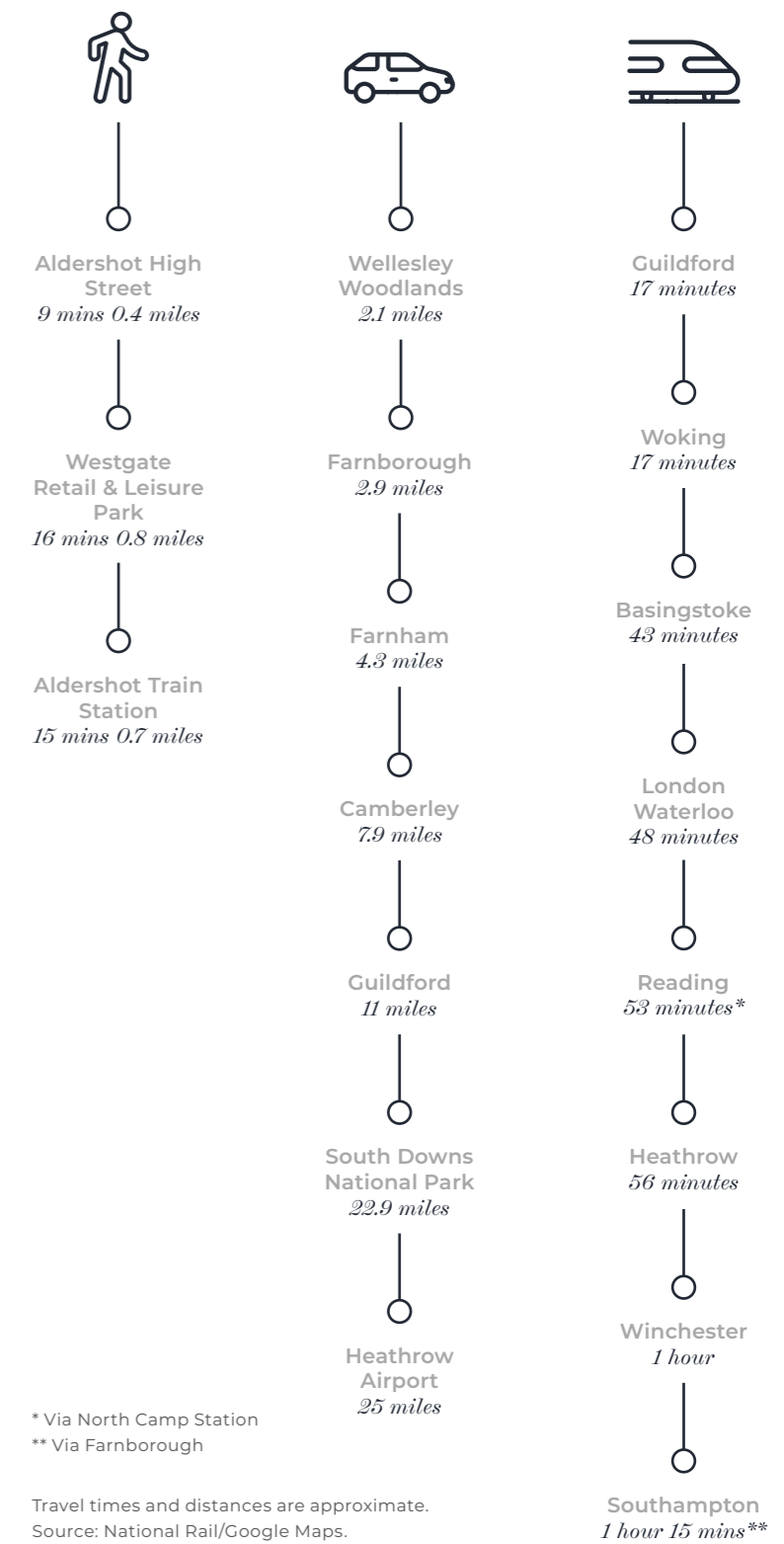
Aldershot's proximity to major towns such as Camberley, Farnborough and Farnham provides plentiful shopping, dining and entertainment opportunities. For a day out, the popular Virginia Waters, Legoland and Wisley Gardens are within easy reach.

Aldershot offers great rail connections to Guildford in approximately 17 minutes, Basingstoke in 43 minutes and Reading in 53 minutes. Southampton, with its ferry services to the Isle of Wight, can also be reached via train in just over an hour.



# The Perfect Place to *Call Home*

## AN IDEAL LOCATION



# Welcome to Aldershot



**GUN HILL**  
PARK  
THE WELLESLEY ESTATE | ALDERSHOT



# Well Connected

## CONVENIENTLY LOCATED

For London commuters, the train station is just over half a mile from Gun Hill Park.

- o Railway operator: South Western Railway
- o 2 direct trains per hour to London Waterloo
- o Travel to London Waterloo in approximately 48 minutes
- o Reach Clapham Junction in 44 minutes, London Victoria in 1 hour 2 minutes and Vauxhall in 58 minutes
- o International travel hub of London Heathrow Airport situated a 56 minute journey away



- o London Underground
- o London Overground
- o Tramlink
- o South Western Railway
- o Southern
- o Victoria
- o London Overground
- o Bus links





## Work & *Play*

FROM THE COMFORT OF  
YOUR OWN HOME

Gun Hill Park is perfectly situated with close connectivity to major towns. Residents who are required to travel to the city will benefit from efficient links to London. However, hyperfast broadband offers home buyers the opportunity for a stress-free experience working from home.

Hyperfast fibre broadband means getting online has never been easier. All properties at Gun Hill Park have been fitted with a hypersocket meaning that full fibre broadband is available in your home from the very first time you set foot inside. In just a matter of minutes, you can access online services for business or pleasure.





## Built for *the Future*

LIVE, LEARN AND GROW

**Ideally placed for family living, Wellesley benefits from a purpose-built school, just a short stroll from Gun Hill Park.**

The Cambridge Primary School, on Queen's Avenue, opened in September 2018. There are a selection of good schools in Aldershot, including Talavera Junior School, Wellington Community Primary School and Ofsted rated 'Outstanding' St Joseph's Catholic Primary School.

Future generations are well catered for at every stage of their education, with a number of high performing secondary schools, as well as the outstanding Farnborough Sixth Form College and Farnborough College of Technology, all just under 10 minutes away.

Less than 12 miles away is the multi-award winning Merrist Wood College specialising in land-based industries as well as the Guildford College, offering both full and part-time courses.

Those looking ahead to university can find Surrey University and Farnham University for the Creative Arts within a commutable distance from Wellesley.






# Specification

Combining distinguished historic character with modern interior finishes, the homes at Gun Hill Park offer a premium specification to provide a unique blend of old and new. There is a neutral colour palette throughout the homes, with contemporary linear kitchens enjoying a full range of integrated appliances and highly specified bathrooms featuring quality brands.

Designed to offer ease of maintenance and running efficiency, these properties provide a fully comprehensive specification to enable you to start enjoying your new lifestyle from the moment you move in. With Hyperoptic superfast broadband to each property, Gun Hill Park is perfectly placed to remain fully connected, whilst enjoying the tranquillity of being away from it all.

## GENERAL FINISHES

- o Forest oak or white doors (dependant on plot, check with Sales Consultant for details) with polished chrome ironmongery, with matching door-linings, architraves and skirtings
- o Choice of white oak or ebony oak strip wood flooring to entrance hall, living area, dining area, kitchen and cloakrooms/cupboards\*
- o Choice of carpets with underlay to bedrooms\*
- o Fitted wardrobes to master bedroom or fitted dressing room
- o Television and telephone points to living area and master bedroom
- o USB double power sockets to living room, kitchen and master bedroom
- o Gas fired central heating to radiators
- o Smoke alarm and CO detectors
- o Double-glazed uPVC windows
- o Audio/visual entry system to apartments accessed via communal entrance doors



Computer Generated Image

## CONNECTIVITY

- o Hyperoptic Broadband enabled - subject to contract

## DESIGNER KITCHENS

- o The kitchens at Gun Hill Park are superbly appointed
- o Wide choice of designer units by Oakwood Kitchens\*
- o Choice of quartz stone worktops and upstands\*
- o Stainless steel splashback to hob
- o Full range of integrated appliances from Zanussi:
  - o Stainless steel electric fan ovens (1 to 1 bedroom properties; 2 to 2 or more bedroom properties)
  - o Ceramic hob
  - o Fridge/freezer
  - o Washer/dryer
  - o Dishwasher
- o Caple stainless steel chimney extractor or downdraft extractor
- o Fascino stainless steel sink with oversized single bowl and integrated removable chopping board
- o Fascino designer curved tap with clipped hose-spray extension
- o Fascino instant boiling water tap
- o Integrated stainless steel soap dispenser
- o LED lighting under kitchen wall units

\* Choices from developer's range and subject to stage of construction. Specifications are subject to change.

# Specification

## A TOUCH OF LUXURY

### LUXURY BATHROOMS & EN-SUITES

- o Fascino digitally controlled Smart Tap
- o Smart Mirror with LED lighting, shaver socket, digital clock and de-mist pad
- o Vanity units with integrated storage space in a choice of three distinct and refined colour sets\*:

CAMPAGNA



FORESTA



URBANO



(\*Bespoke sets made up from the colours above are also available)



Images of existing Weston Homes developments.



- o Sleek Arctic white sinks, beautifully finished with a silky matt feel available either freestanding or integrated
- o Arctic white shower trays and baths in matt finish with sleek stainless steel waste cover. Built-in and freestanding baths are available
- o RAK Ceramics Hygiene+ WC with RAKRimless™ pan and soft close ergonomic design seat
- o Fascino Smart Shower and Smart Bath
- o Heated chrome towel rails
- o Choice of RAK Ceramics porcelain wall and floor tile colour with polished and matt finishes\*
- o Low-level LED strip lighting to bath

\* Choices from developer's range and subject to stage of construction. Specifications are subject to change.

# Site Plan



SET WITHIN ENCHANTING  
GROUNDS, GUN HILL PARK  
OFFERS 140 HOMES, A  
SANCTUARY TO CALL HOME



-  THE CAMBRIDGE
-  THE McGRIGOR HOUSES



Computer Generated Image

## The Cambridge *Apartments*

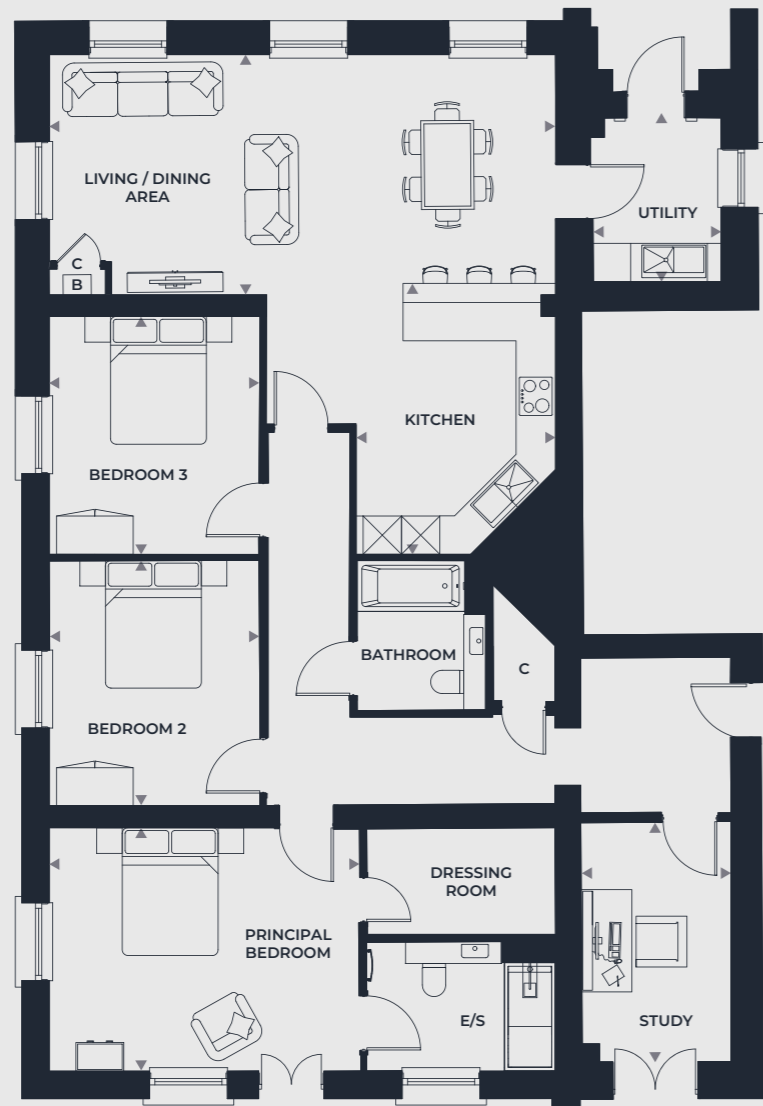
PLOTS 9-20, 23-26, 28, 29,  
32-35, 42-44, 48, 50-52,  
56-58, 65, 68-70, 75-78 & 82

PLOT 9 BEDS 3 LEVEL GF

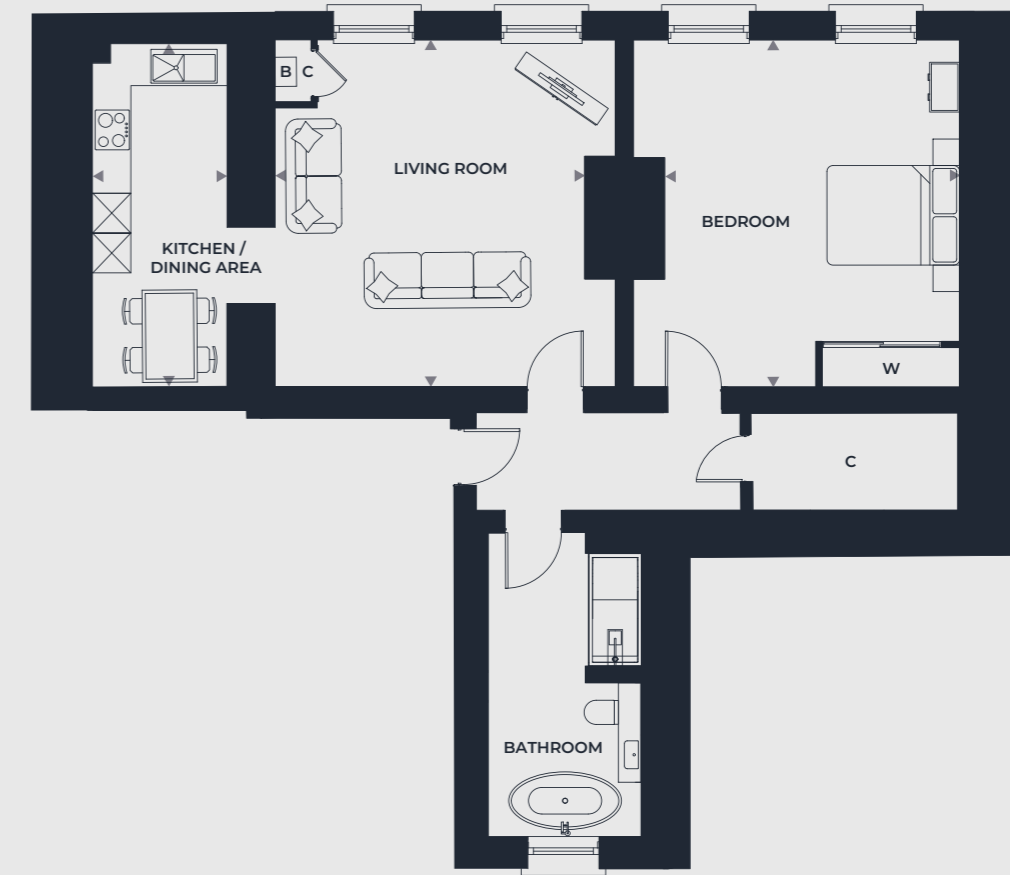
OVERALL SIZE - 141.0 M<sup>2</sup> | 1518 FT<sup>2</sup>

PLOT 10 BEDS 1 LEVEL GF

OVERALL SIZE - 84.2 M<sup>2</sup> | 906 FT<sup>2</sup>



Kitchen	4.2m x 3.1m	13'7" x 10'2"
Living / Dining Area	7.9m x 3.8m	25'9" x 12'6"
Utility	2.5m x 2.0m	8'2" x 6'7"
Study	3.8m x 2.4m	12'6" x 7'9"
Principal Bedroom	4.9m x 3.9m	16'0" x 12'10"
Bedroom 2	3.8m x 3.3m	12'6" x 10'10"
Bedroom 3	3.8m x 3.3m	12'6" x 10'10"



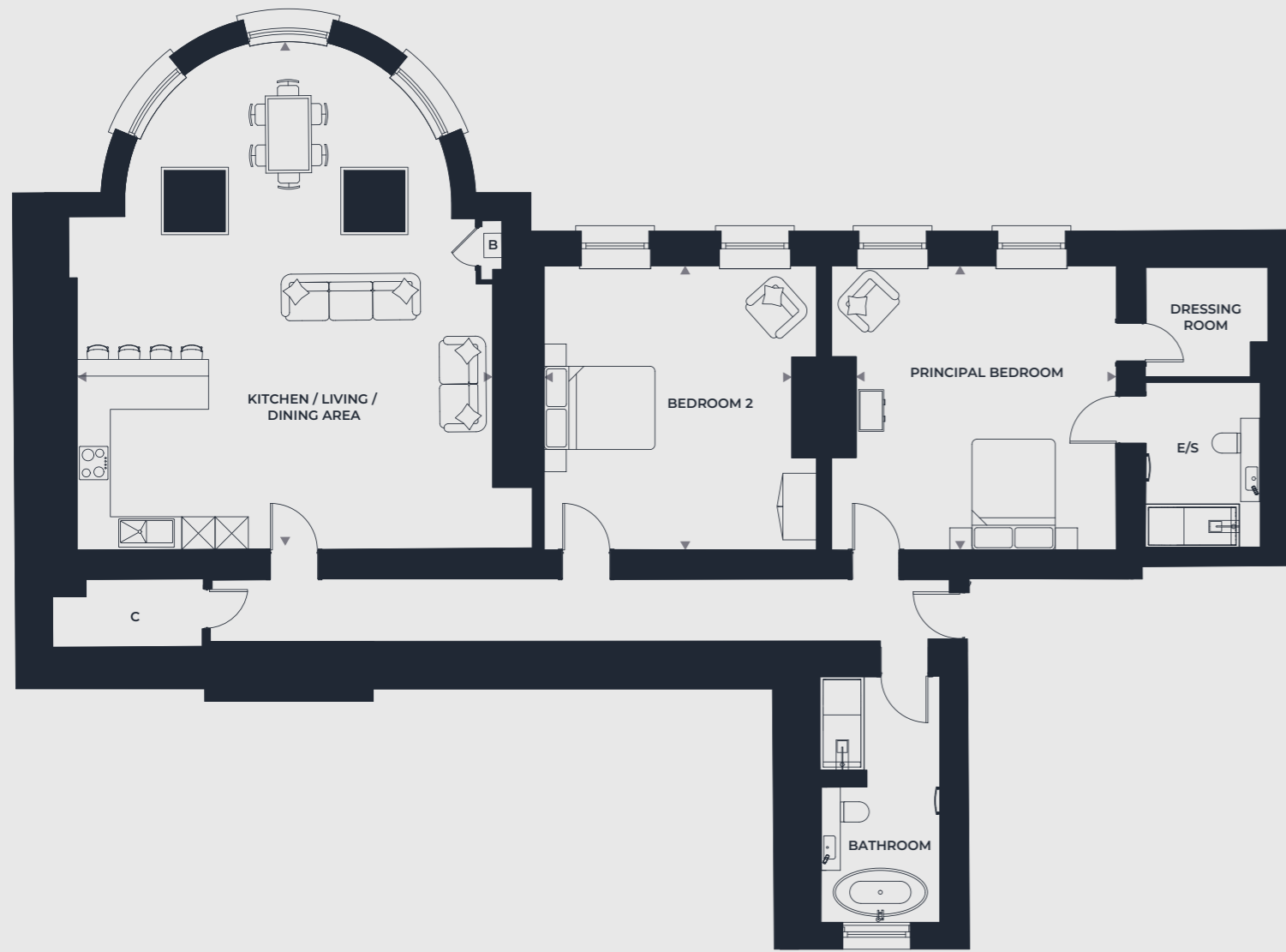
Kitchen / Dining Area	5.2m x 2.0m	17'0" x 6'5"
Living Room	5.2m x 4.6m	17'0" x 15'1"
Bedroom	5.2m x 4.4m	17'0" x 14'4"

PLOT 11 BEDS 2 LEVEL GF

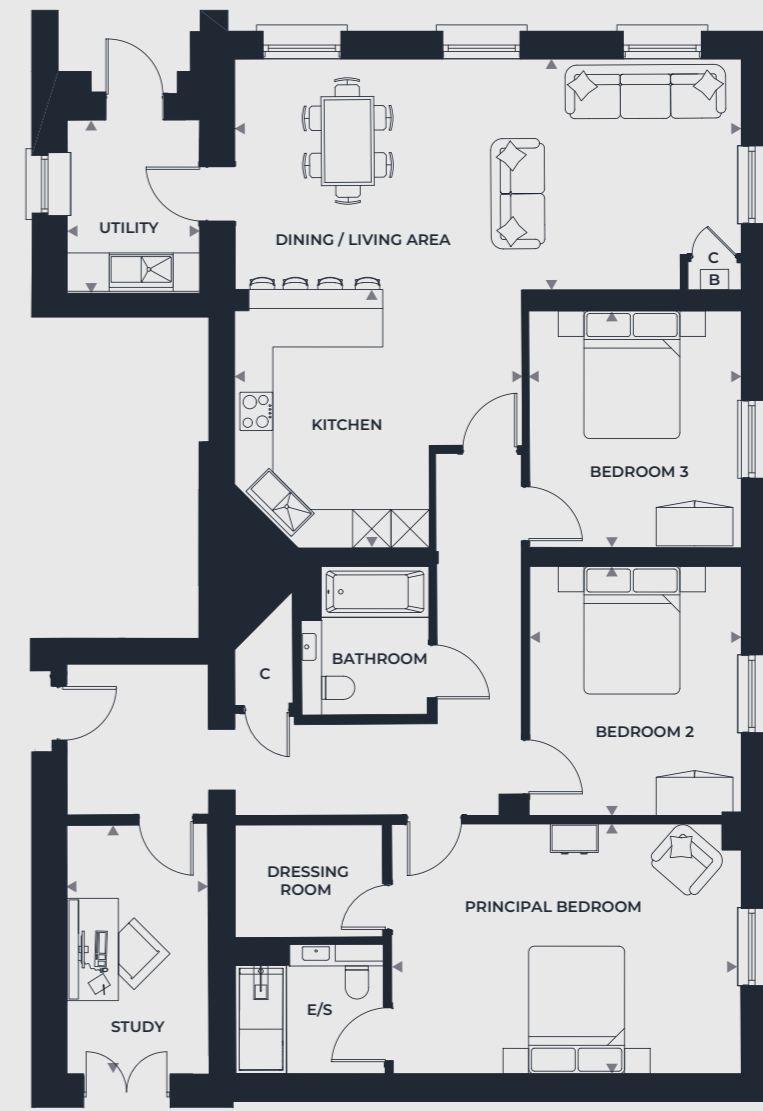
OVERALL SIZE - 153.7 M<sup>2</sup> | 1655 FT<sup>2</sup>

PLOT 12 BEDS 3 LEVEL GF

OVERALL SIZE - 142 M<sup>2</sup> | 1528 FT<sup>2</sup>



Kitchen / Living / Dining Area	9.2m x 7.5m	30'1" x 24'7"
Principal Bedroom	5.1m x 4.7m	16'10" x 15'5"
Bedroom 2	5.1m x 4.5m	16'10" x 14'8"



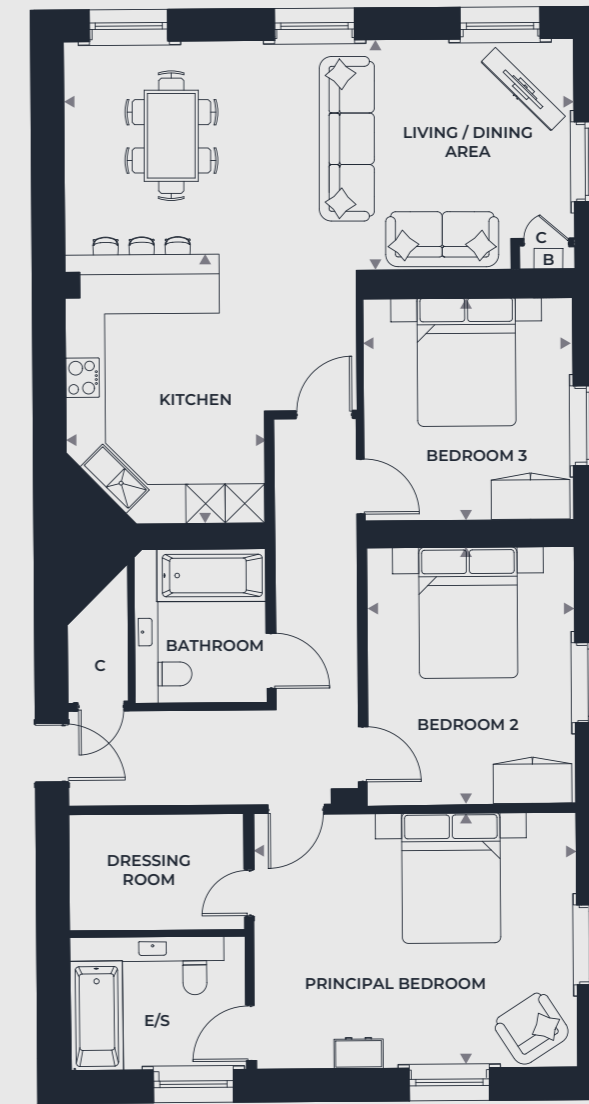
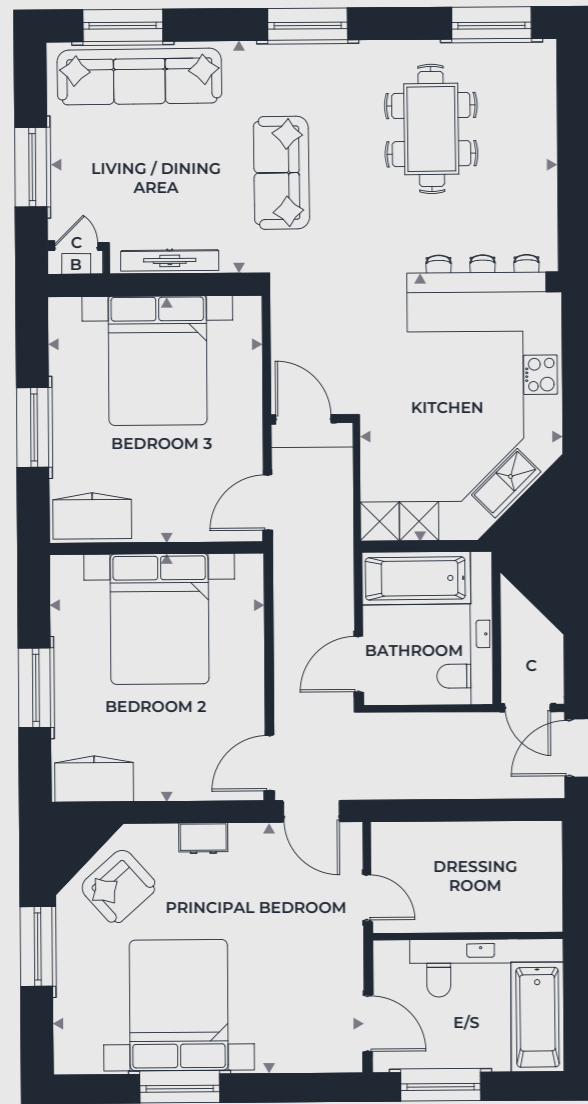
Kitchen	4.5m x 4.0m	14'7" x 13'1"
Living / Dining Area	7.9m x 3.6m	26'0" x 11'10"
Utility	2.7m x 2.1m	8'10" x 6'10"
Study	3.9m x 2.2m	12'10" x 7'3"
Principal Bedroom	5.5m x 3.9m	17'11" x 12'10"
Bedroom 2	3.9m x 3.3m	12'10" x 10'10"
Bedroom 3	3.7m x 3.3m	12'2" x 10'10"

PLOT 13 BEDS 3 LEVEL UGF

OVERALL SIZE - 117.0 M<sup>2</sup> | 1260 FT<sup>2</sup>

PLOT 14 BEDS 3 LEVEL UGF

OVERALL SIZE - 116.0 M<sup>2</sup> | 1249 FT<sup>2</sup>



Kitchen	4.1m x 3.1m	13'4" x 10'2"
Living / Dining Area	7.8m x 3.6m	25'8" x 11'10"
Principal Bedroom	4.7m x 3.8m	15'7" x 12'6"
Bedroom 2	3.8m x 3.3m	12'6" x 10'9"
Bedroom 3	3.8m x 3.3m	12'6" x 10'9"

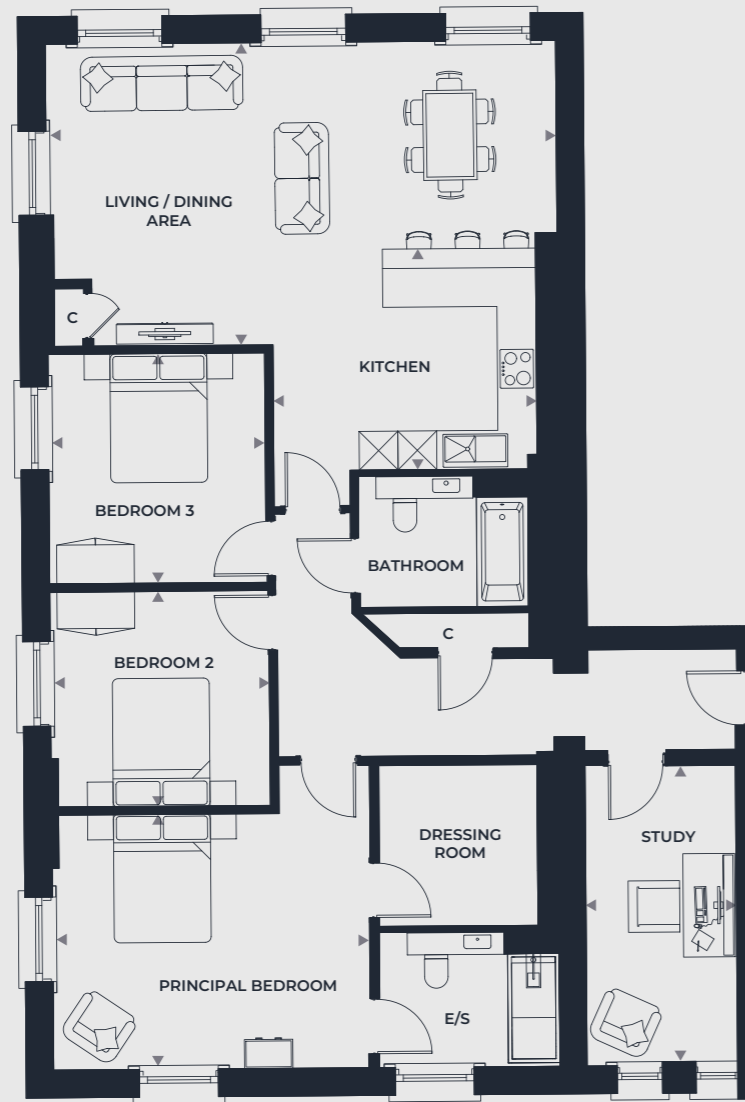
Kitchen	4.1m x 3.0m	13'4" x 9'10"
Living / Dining Area	7.8m x 3.5m	25'8" x 11'6"
Principal Bedroom	4.9m x 3.8m	16'0" x 12'6"
Bedroom 2	3.9m x 3.2m	12'10" x 10'6"
Bedroom 3	3.4m x 3.2m	11'1" x 10'6"

PLOT 15 BEDS 3 LEVEL FF

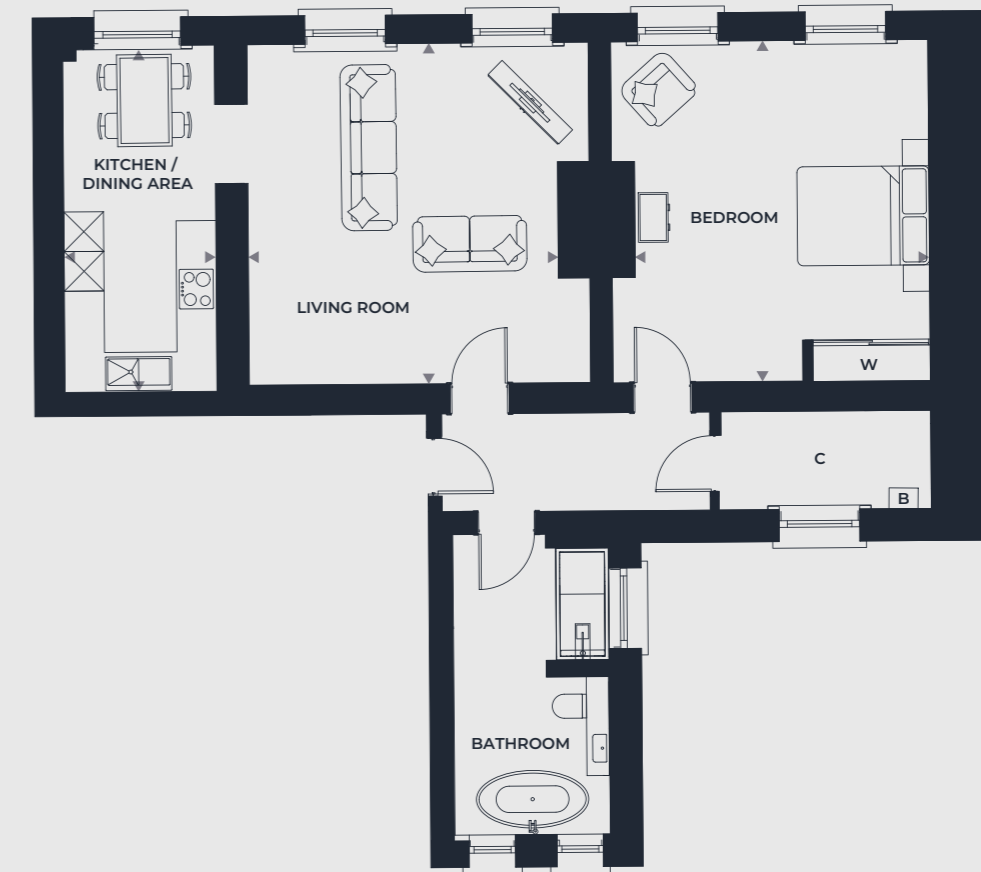
OVERALL SIZE - 136.4 M<sup>2</sup> | 1469 FT<sup>2</sup>

PLOT 16 BEDS 1 LEVEL FF

OVERALL SIZE - 85.8 M<sup>2</sup> | 924 FT<sup>2</sup>



Kitchen	4.0m x 3.4m	13'1" x 11'1"
Living / Dining Area	7.9m x 4.7m	25'10" x 15'4"
Study	4.6m x 2.3m	15'1" x 7'5"
Principal Bedroom	4.8m x 3.9m	15'9" x 12'10"
Bedroom 2	3.4m x 3.4m	11'1" x 11'1"
Bedroom 3	3.6m x 3.4m	11'10" x 11'1"

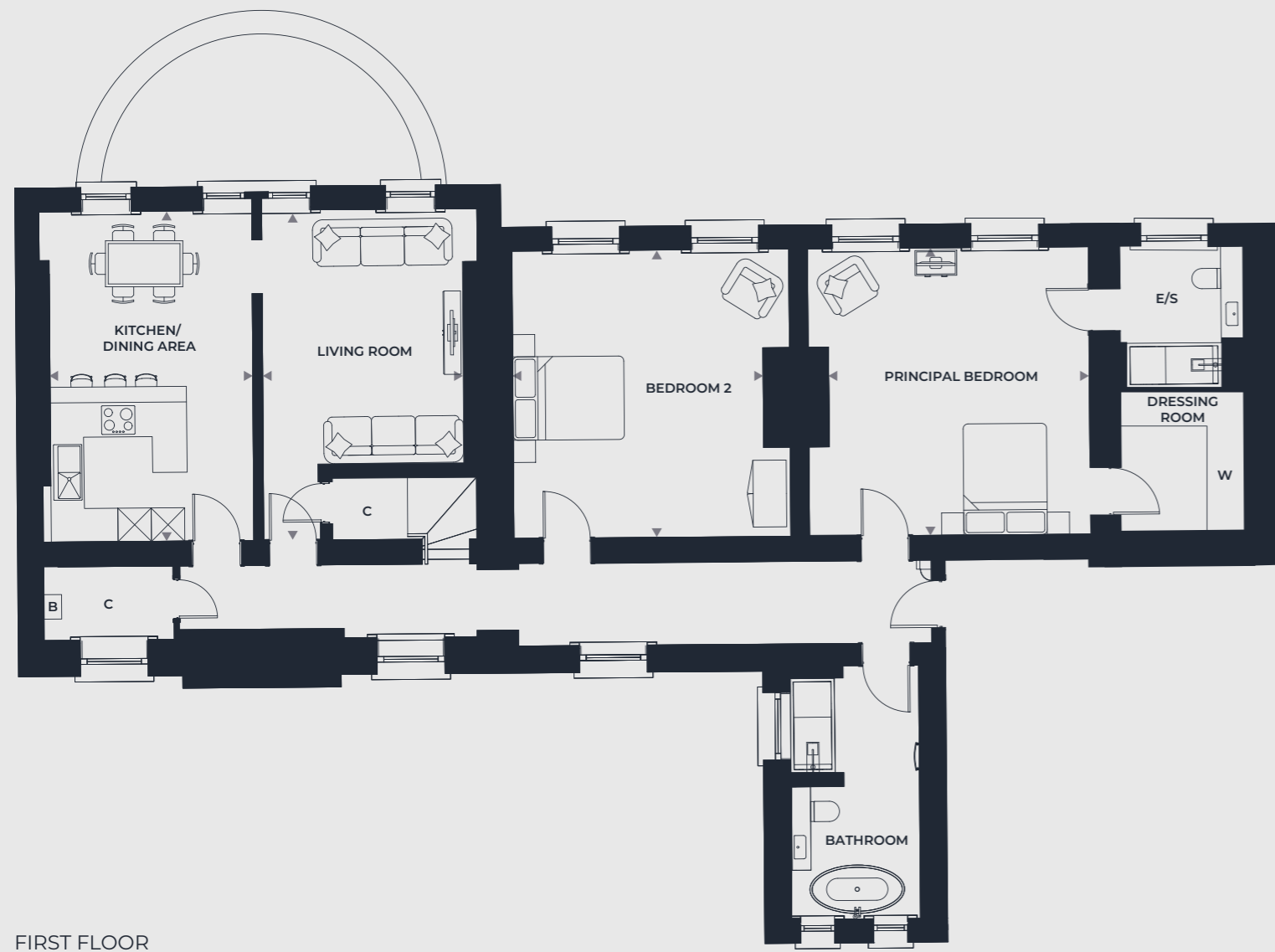


Kitchen / Dining Area	5.2m x 2.3m	17'1" x 7'6"
Living Room	5.2m x 5.1m	17'1" x 16'7"
Bedroom	5.2m x 5.1m	17'1" x 16'7"

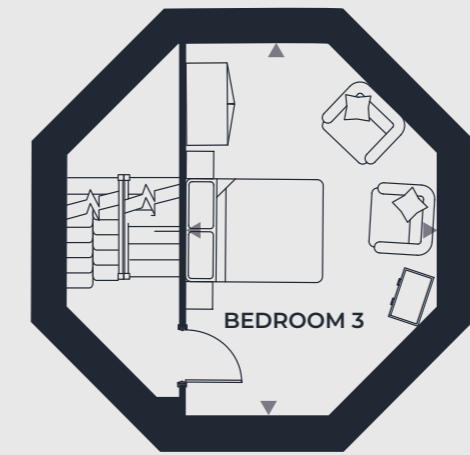


PLOT	BEDS
17	3
OVERALL SIZE - 194.0 M <sup>2</sup>   2088 FT <sup>2</sup>	
PLOT 17 IS OVER 6 FLOORS	

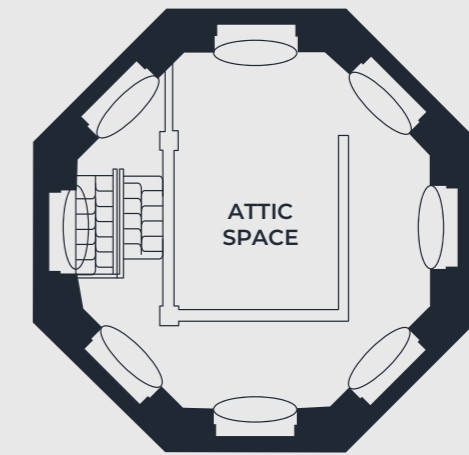
Kitchen / Dining Area	5.9m x 3.6m	19'4" x 11'10"
Living Room	5.9m x 3.6m	19'4" x 11'10"
Principal Bedroom	5.1m x 4.7m	16'9" x 15'4"
Bedroom 2	5.1m x 4.7m	16'9" x 15'4"
Bedroom 3	5.4m x 3.7m	17'9" x 12'2"



FIRST FLOOR



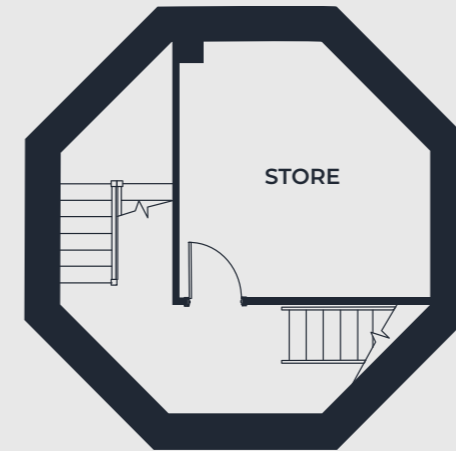
FOURTH FLOOR



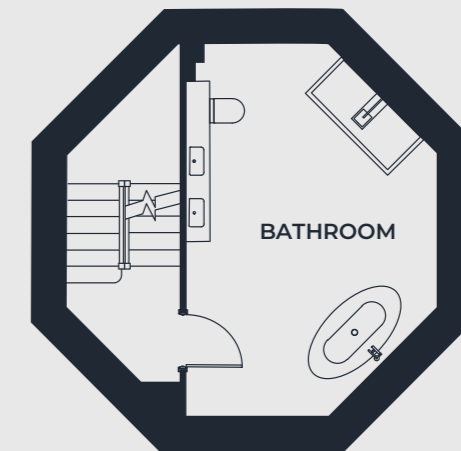
FIFTH FLOOR



SIXTH FLOOR



SECOND FLOOR



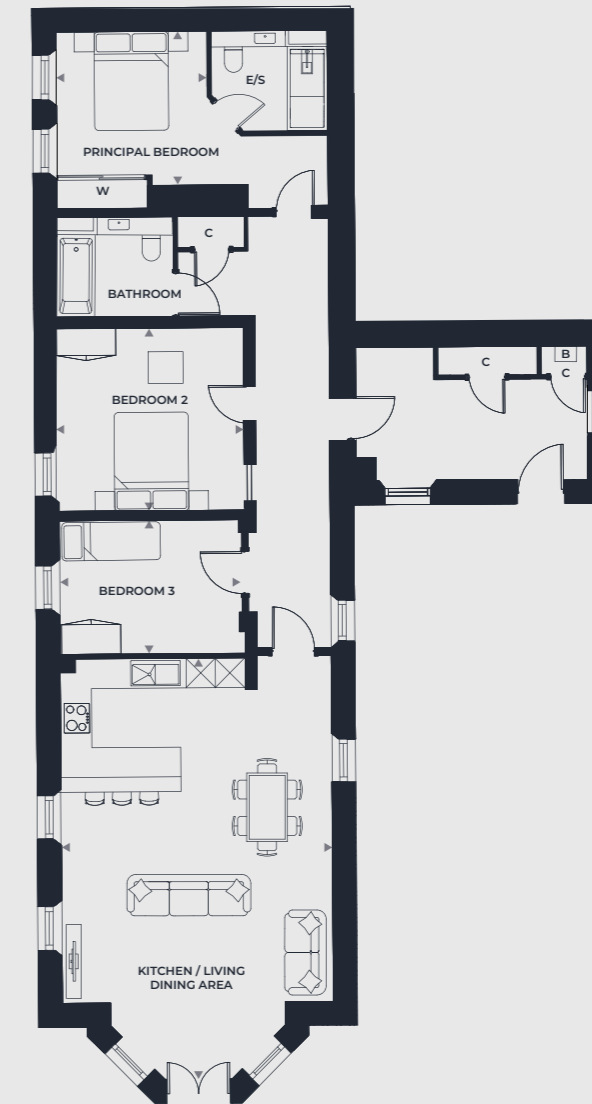
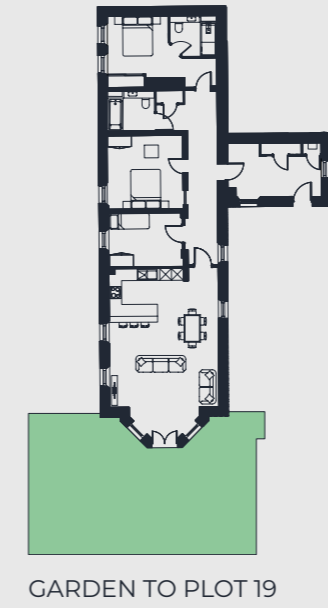
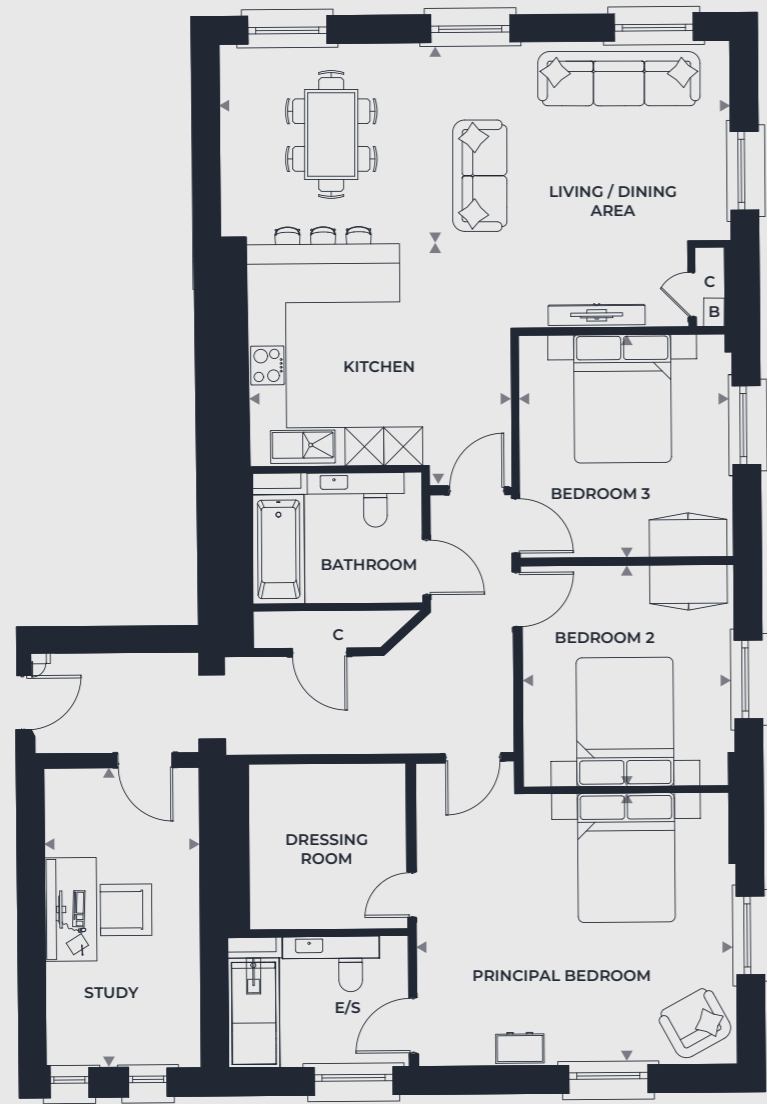
THIRD FLOOR

PLOT 18 BEDS 3 LEVEL FF

OVERALL SIZE - 136.6 M<sup>2</sup> | 1470 FT<sup>2</sup>

PLOT 19 BEDS 3 LEVEL GF

OVERALL SIZE - 122.9 M<sup>2</sup> | 1323 FT<sup>2</sup>

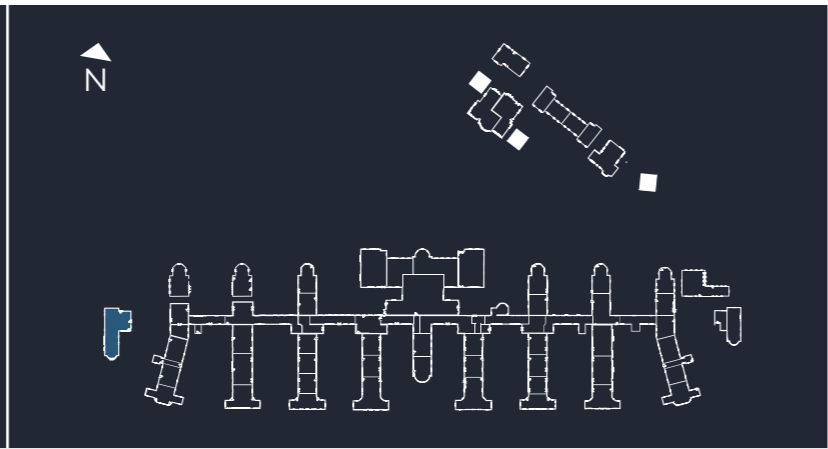


Kitchen	4.1m x 3.8m	13'5" x 12'6"
Living / Dining Area	7.9m x 3.0m	25'11" x 9'10"
Study	4.6m x 2.4m	15'3" x 7'10"
Principal Bedroom	4.9m x 4.2m	16'1" x 13'7"
Bedroom 2	3.4m x 3.3m	11'3" x 10'9"
Bedroom 3	3.5m x 3.3m	11'6" x 10'9"

Kitchen / Living / Dining Area	8.5m x 5.5m	28'0" x 18'0"
Principal Bedroom	5.5m x 3.1m	18'0" x 10'2"
Bedroom 2	3.8m x 3.6m	12'6" x 11'10"
Bedroom 3	3.7m x 2.7m	12'2" x 11'2"

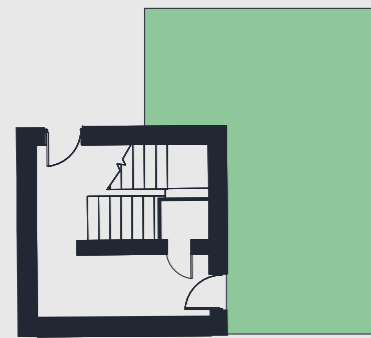
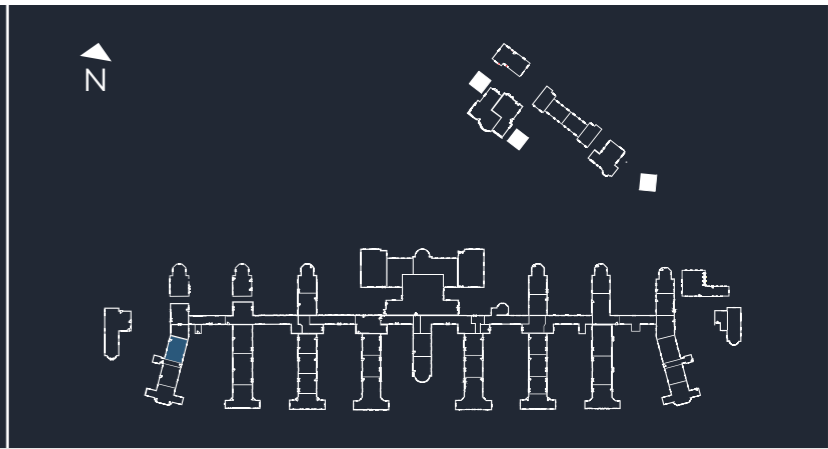
PLOT 20 BEDS 3 LEVEL FF

OVERALL SIZE - 162.0 M<sup>2</sup> | 1744 FT<sup>2</sup>

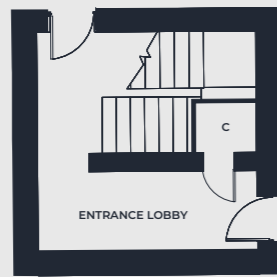


PLOT 23 BEDS 2 LEVEL GF

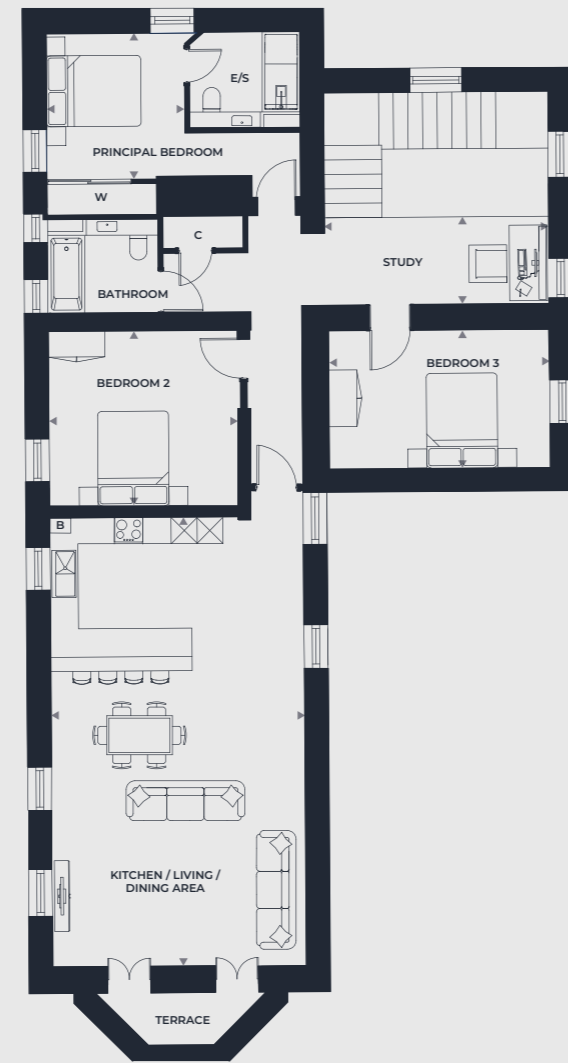
OVERALL SIZE - 70.4 M<sup>2</sup> | 758 FT<sup>2</sup>



GARDEN TO PLOT 20



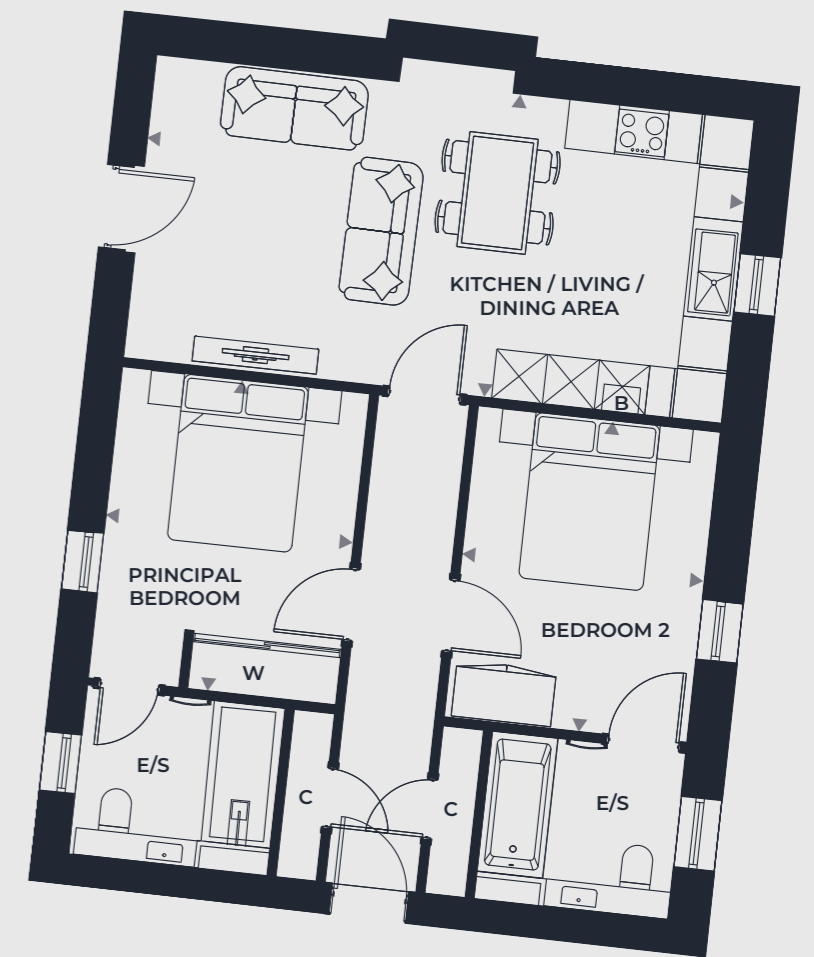
GROUND FLOOR



FIRST FLOOR



GARDEN TO PLOT 23

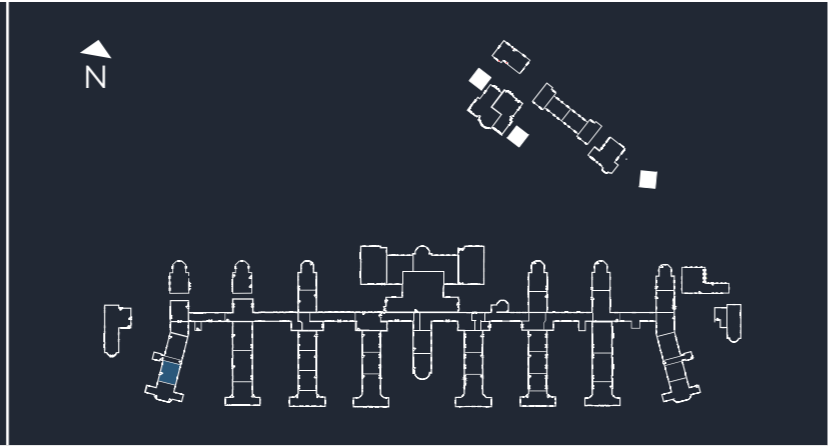


Kitchen / Living / Dining Area	9.5m x 5.4m	31'2" x 17'7"
Principal Bedroom	3.1m x 2.9m	10'2" x 9'6"
Bedroom 2	4.0m x 3.7m	13'1" x 12'2"
Bedroom 3	4.7m x 2.9m	15'5" x 9'6"

Kitchen / Living / Dining Area	7.2m x 3.7m	23'9" x 12'2"
Principal Bedroom	3.8m x 2.9m	12'6" x 9'6"
Bedroom 2	3.8m x 2.9m	12'6" x 9'6"

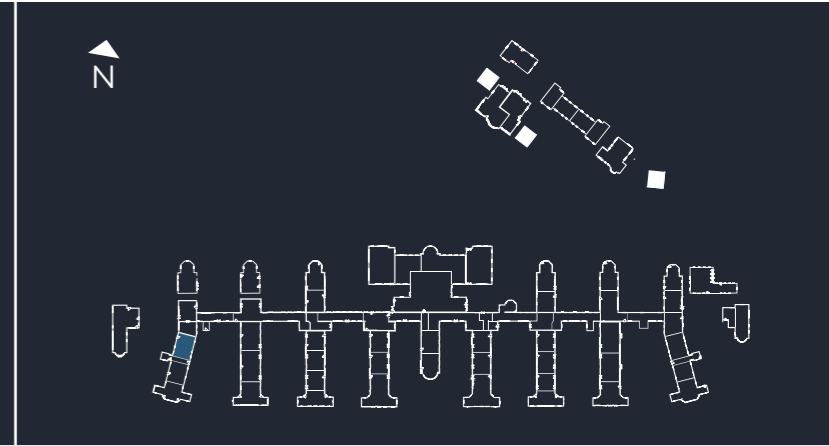
PLOT 24 BEDS 1 LEVEL GF

OVERALL SIZE - 58.4 M<sup>2</sup> | 629 FT<sup>2</sup>

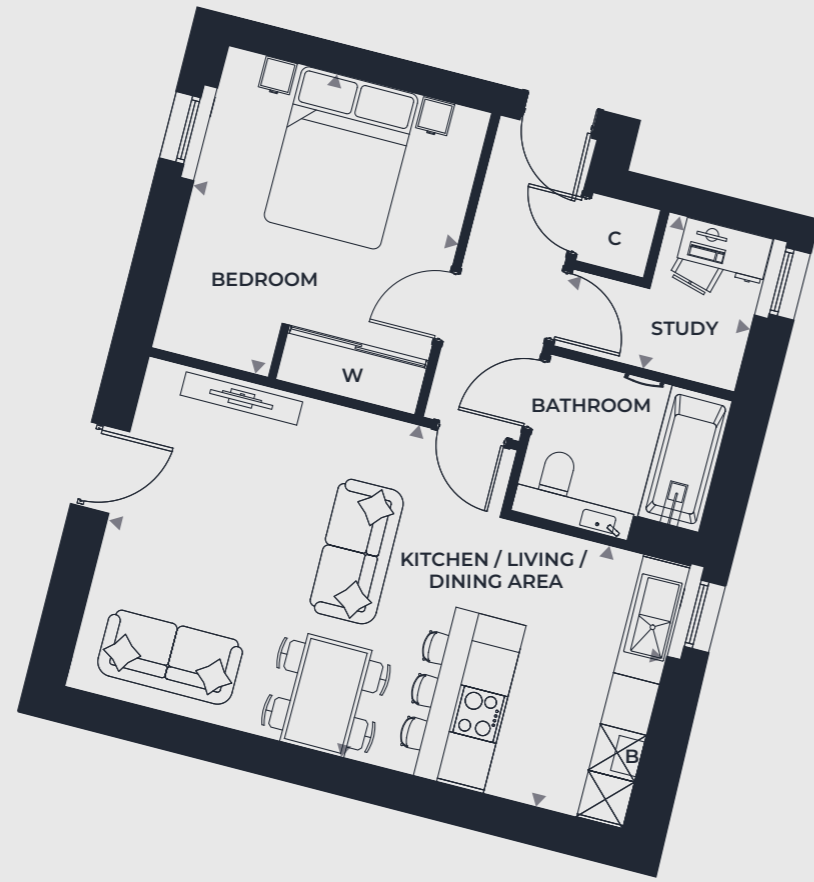


PLOT 25 BEDS 2 LEVEL FF

OVERALL SIZE - 70.4 M<sup>2</sup> | 758 FT<sup>2</sup>



GARDEN TO PLOT 24



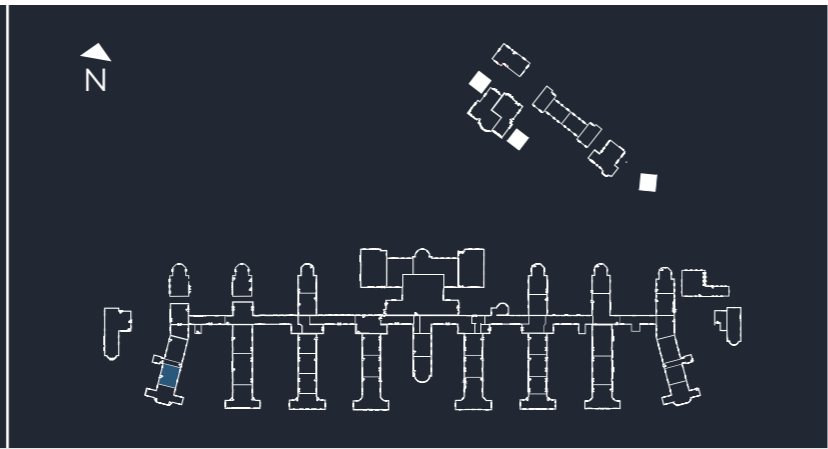
Kitchen / Living / Dining Area	7.2m x 4.3m	23'7" x 14'0"
Study	2.4m x 2.0m	7'9" x 6'6"
Bedroom	3.9m x 3.4m	12'10" x 11'2"



Kitchen / Living / Dining Area	7.2m x 3.7m	23'6" x 12'2"
Principal Bedroom	3.8m x 2.9m	12'6" x 9'6"
Bedroom 2	3.8m x 2.9m	12'6" x 9'6"

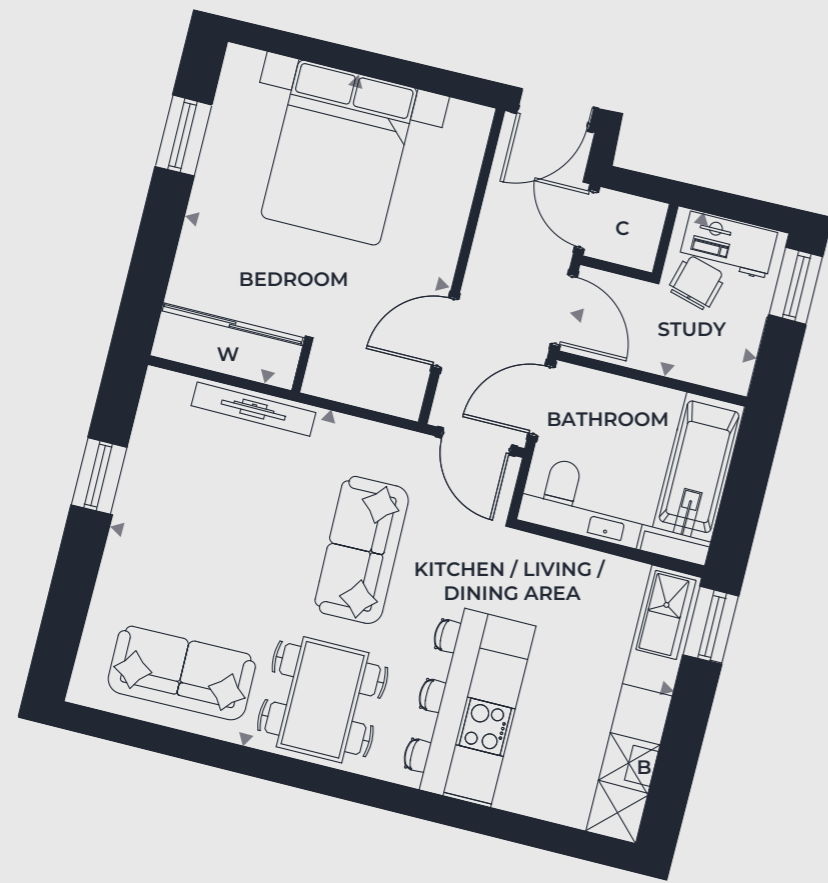
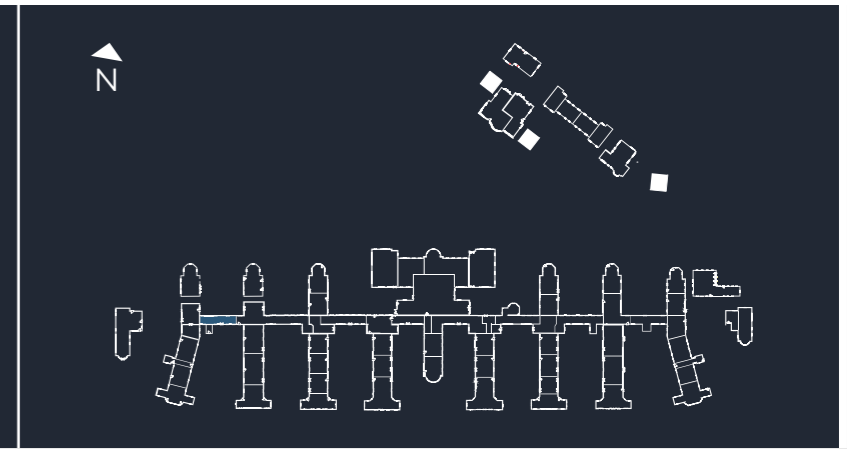
PLOT 26 BEDS 1 LEVEL FF

OVERALL SIZE - 58.4 M<sup>2</sup> | 629 FT<sup>2</sup>

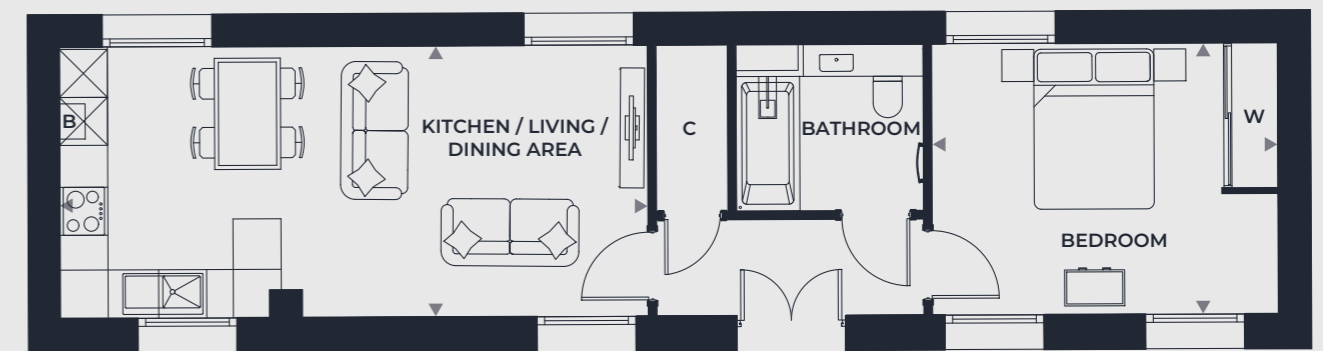


PLOT 28 BEDS 1 LEVEL GF

OVERALL SIZE - 49.5 M<sup>2</sup> | 533 FT<sup>2</sup>



Kitchen / Living / Dining Area	7.2m x 4.3m	23'7" x 14'0"
Study	2.4m x 2.1m	7'11" x 6'10"
Bedroom	4.0m x 3.4m	13'1" x 11'2"



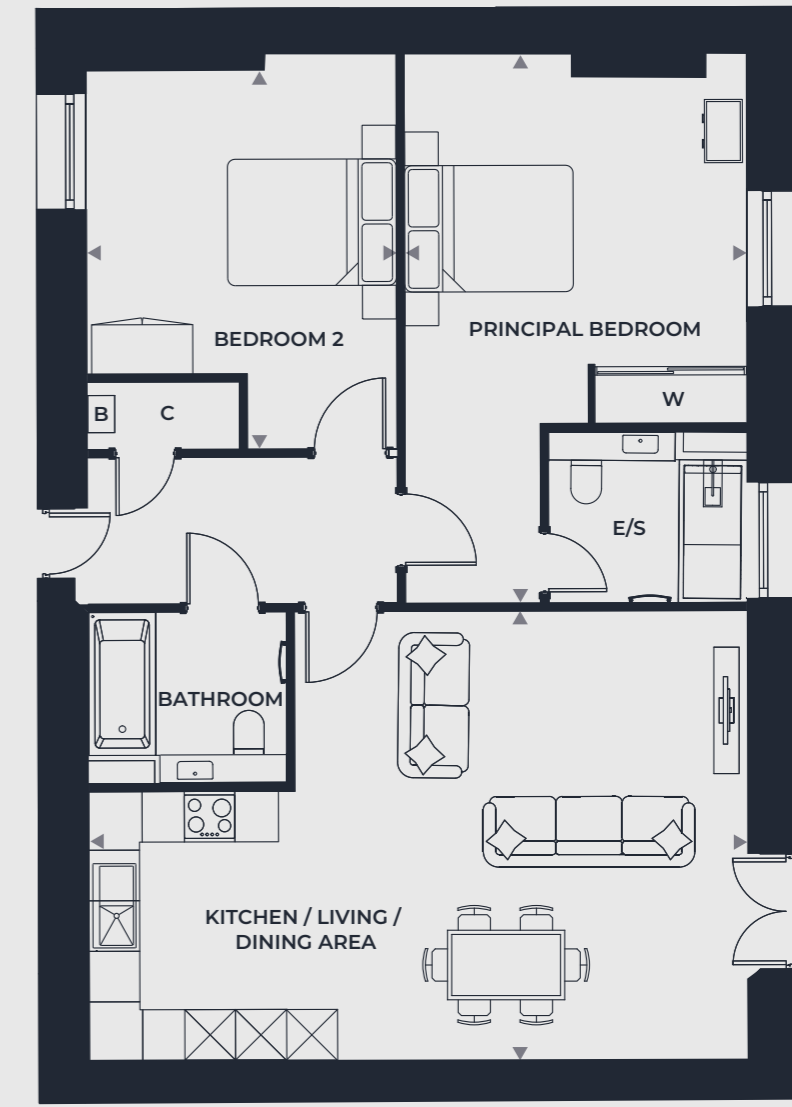
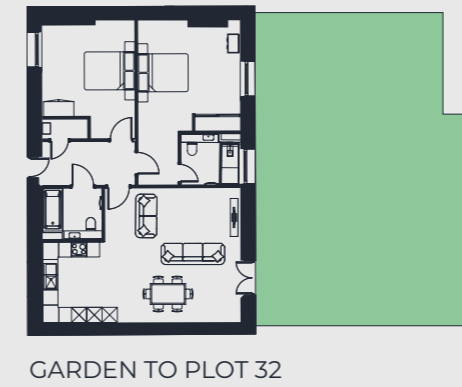
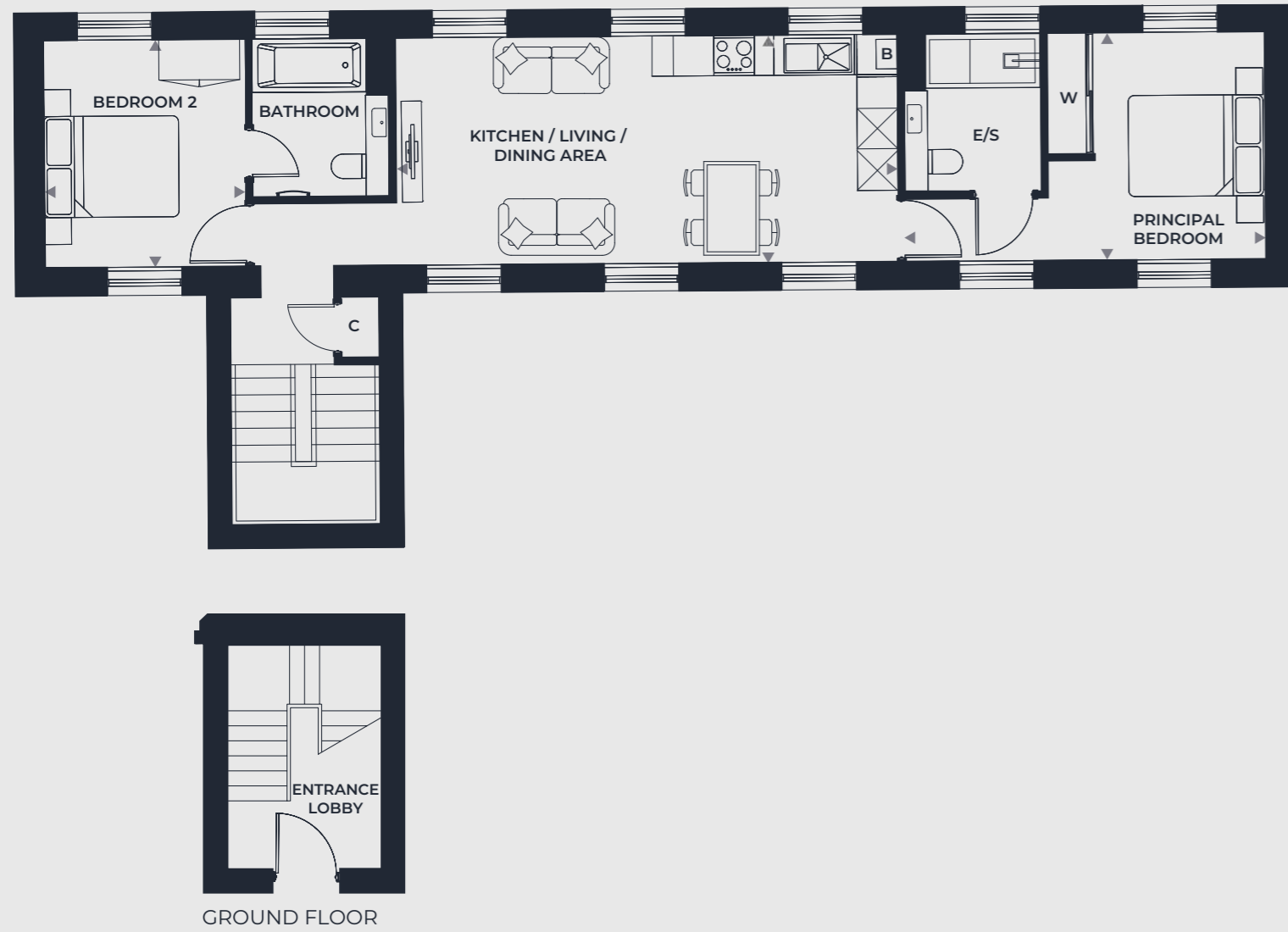
Kitchen / Living / Dining Area	7.3m x 3.3m	24'0" x 10'9"
Bedroom	4.3m x 3.3m	14'3" x 10'9"

PLOT 29 BEDS 2 LEVEL FF

OVERALL SIZE - 77.9 M<sup>2</sup> | 839 FT<sup>2</sup>

PLOT 32 BEDS 2 LEVEL GF

OVERALL SIZE - 92.5 M<sup>2</sup> | 996 FT<sup>2</sup>



Kitchen / Living / Dining Area	7.4m x 3.4m	24'5" x 11'1"
Principal Bedroom	5.4m x 3.4m	17'7" x 11'1"
Bedroom 2	3.4m x 3.0m	11'1" x 9'10"

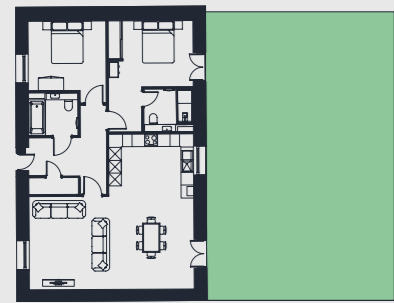
Kitchen / Living / Dining Area	7.8m x 5.3m	25'8" x 17'5"
Principal Bedroom	6.5m x 4.1m	21'4" x 13'4"
Bedroom 2	4.5m x 3.7m	14'9" x 12'2"

PLOT 33 BEDS 2 LEVEL GF

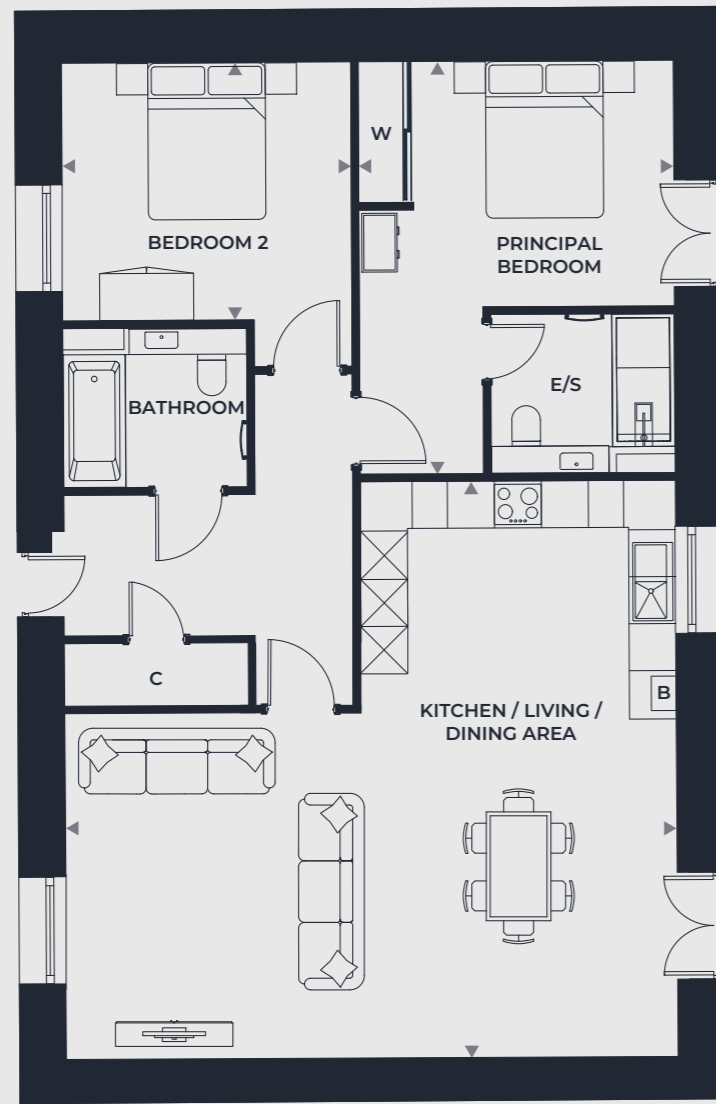
OVERALL SIZE - 101.0 M<sup>2</sup> | 1087 FT<sup>2</sup>

PLOT 34 BEDS 2 LEVEL GF

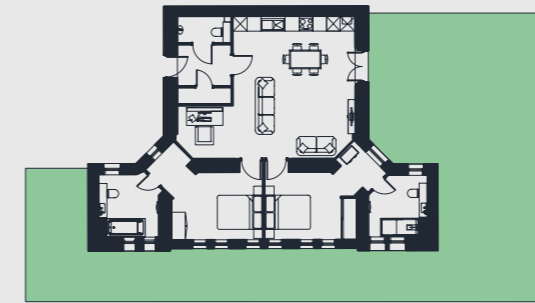
OVERALL SIZE - 95.2 M<sup>2</sup> | 1025 FT<sup>2</sup>



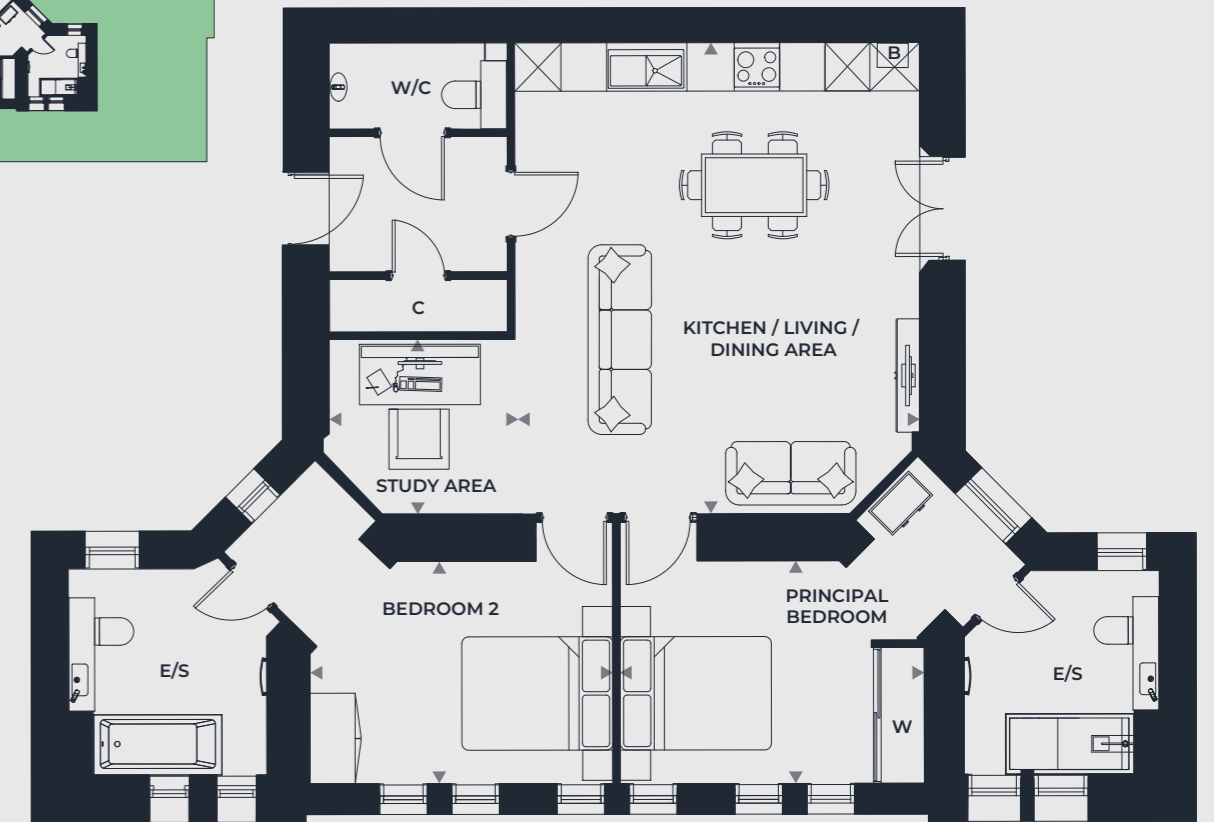
GARDEN TO PLOT 33



Kitchen / Living / Dining Area	7.8m x 7.4m	25'8" x 24'4"
Principal Bedroom	5.3m x 4.0m	17'3" x 13'1"
Bedroom 2	3.7m x 3.5m	12'2" x 11'6"



GARDEN TO PLOT 34



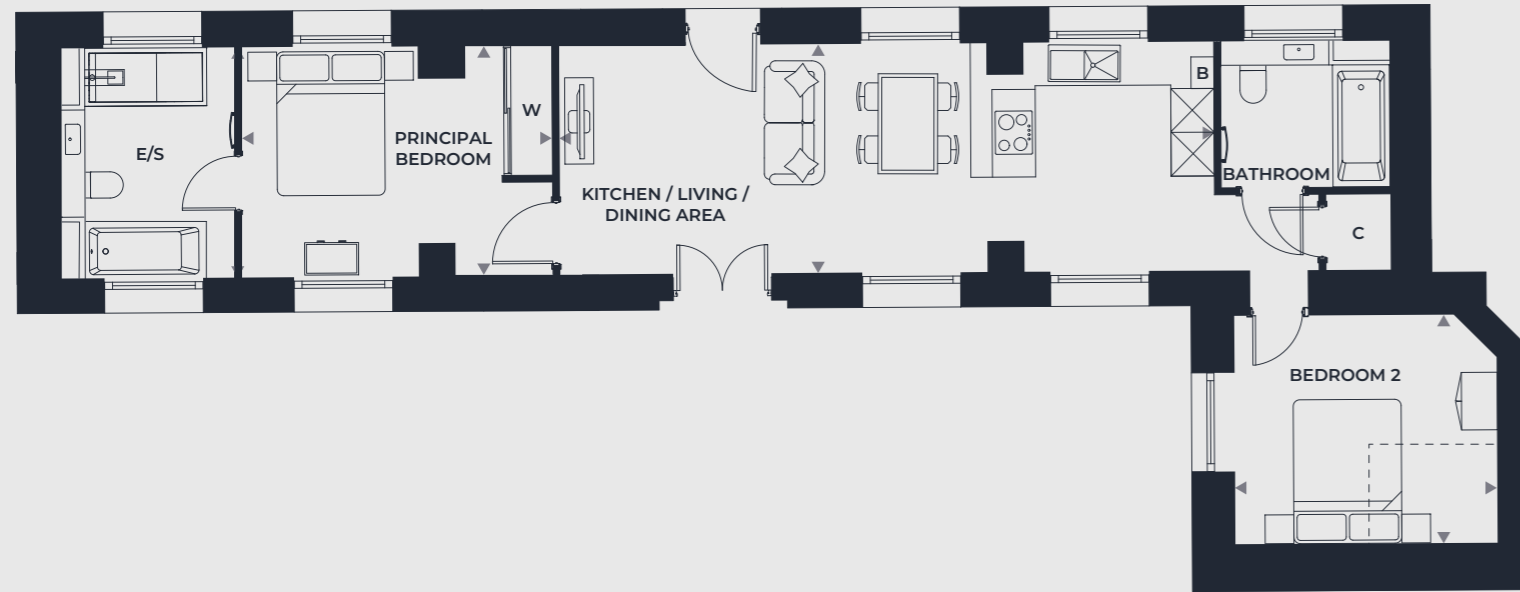
Kitchen / Living / Dining Area	6.1m x 5.4m	20'0" x 17'9"
Study Area	2.5m x 2.2m	8'2" x 7'3"
Principal Bedroom	4.0m x 2.9m	13'1" x 9'6"
Bedroom 2	4.4m x 2.9m	14'5" x 9'6"

PLOT 35 BEDS 2 LEVEL GF

OVERALL SIZE - 69.4 M<sup>2</sup> | 747 FT<sup>2</sup>

PLOT 42 BEDS 2 LEVEL FF

OVERALL SIZE - 71.6 M<sup>2</sup> | 771 FT<sup>2</sup>



Kitchen / Living / Dining Area	9.1m x 3.2m	29'11" x 10'6"
Principal Bedroom	4.3m x 3.2m	14'3" x 10'6"
Bedroom 2	3.5m x 3.2m	11'6" x 10'6"

Kitchen / Living / Dining Area	7.7m x 3.4m	25'3" x 11'1"
Principal Bedroom	5.3m x 3.4m	17'6" x 11'1"
Bedroom 2	3.2m x 2.4m	10'6" x 7'9"

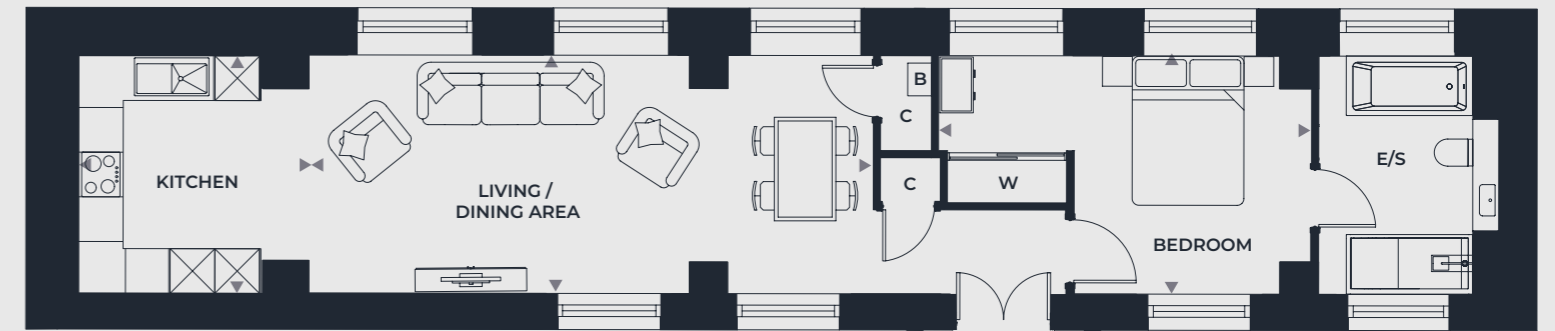
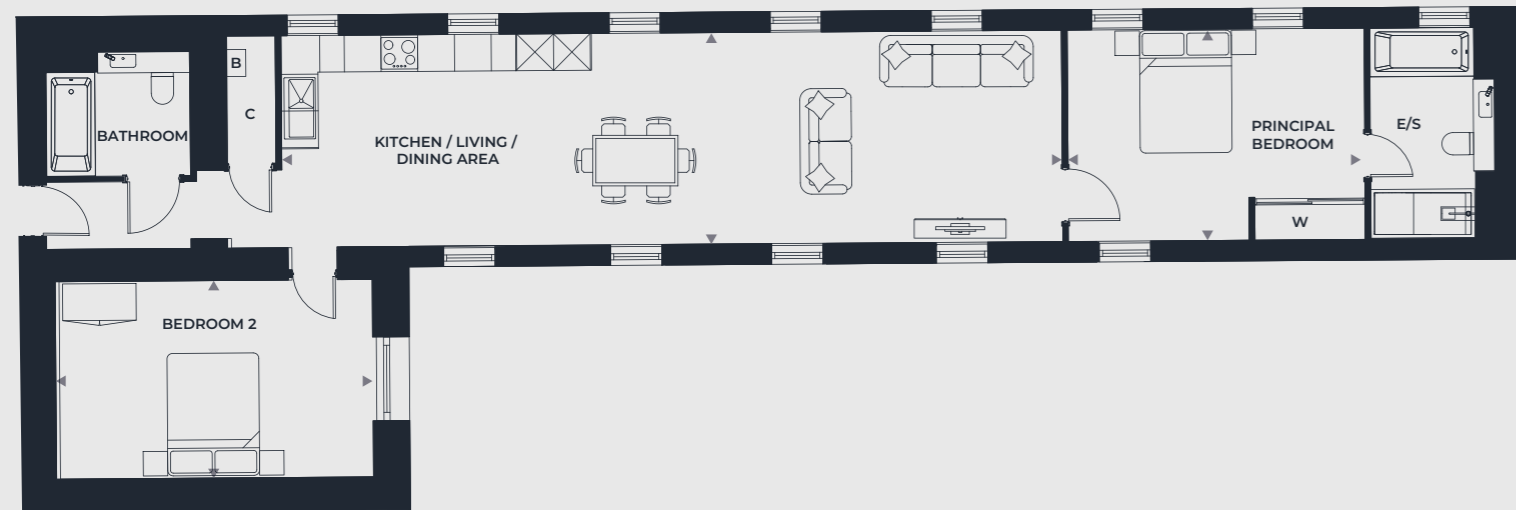


PLOT 43 BEDS 2 LEVEL FF

OVERALL SIZE - 98.1 M<sup>2</sup> | 1056 FT<sup>2</sup>

PLOT 44 BEDS 1 LEVEL GF

OVERALL SIZE - 60.0 M<sup>2</sup> | 646 FT<sup>2</sup>



Kitchen / Living / Dining Area	12.8m x 3.5m	41'10" x 11'6"
Principal Bedroom	5.0m x 3.5m	16'4" x 11'6"
Bedroom 2	5.2m x 3.2m	17'0" x 10'6"

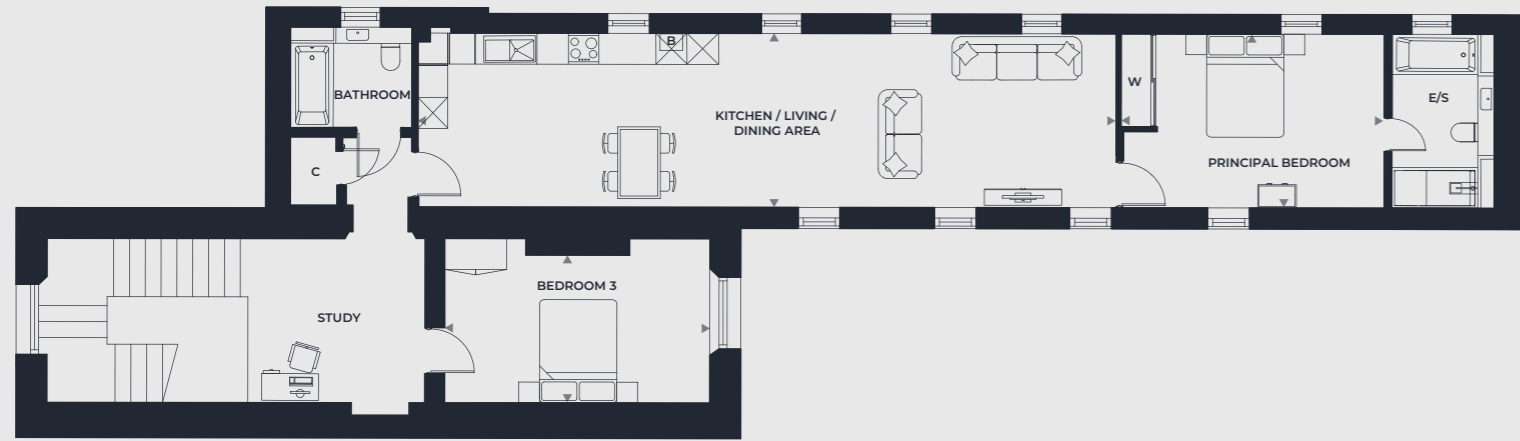
Kitchen	3.2m x 3.1m	10'6" x 10'2"
Living / Dining Area	7.5m x 3.2m	17'5" x 10'6"
Bedroom	5.0m x 3.2m	16'4" x 10'6"

PLOT 48 BEDS 3

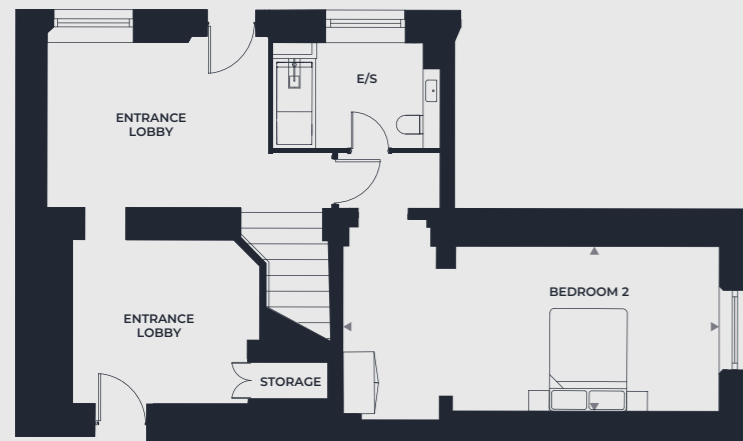
OVERALL SIZE - 186.0 M<sup>2</sup> | 2010 FT<sup>2</sup>  
PLOT 48 IS OVER 2 FLOORS

PLOT 50 BEDS 1 LEVEL GF

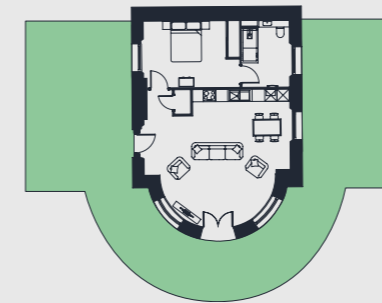
OVERALL SIZE - 67.8 M<sup>2</sup> | 730 FT<sup>2</sup>



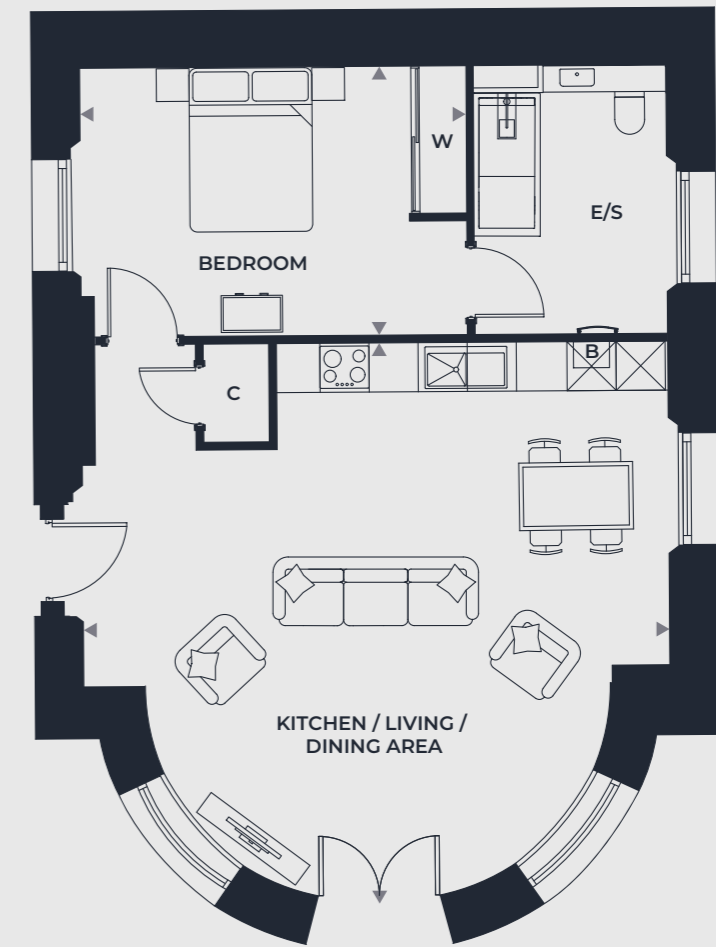
FIRST FLOOR



GROUND FLOOR



GARDEN TO PLOT 50



Kitchen / Living / Dining Area	13.5m x 3.4m	44'5" x 11'1"
Principal Bedroom	5.1m x 3.4m	16'9" x 11'1"
Bedroom 2	7.2m x 3.2m	23'7" x 10'6"
Bedroom 3	5.1m x 2.9m	16'10" x 9'6"

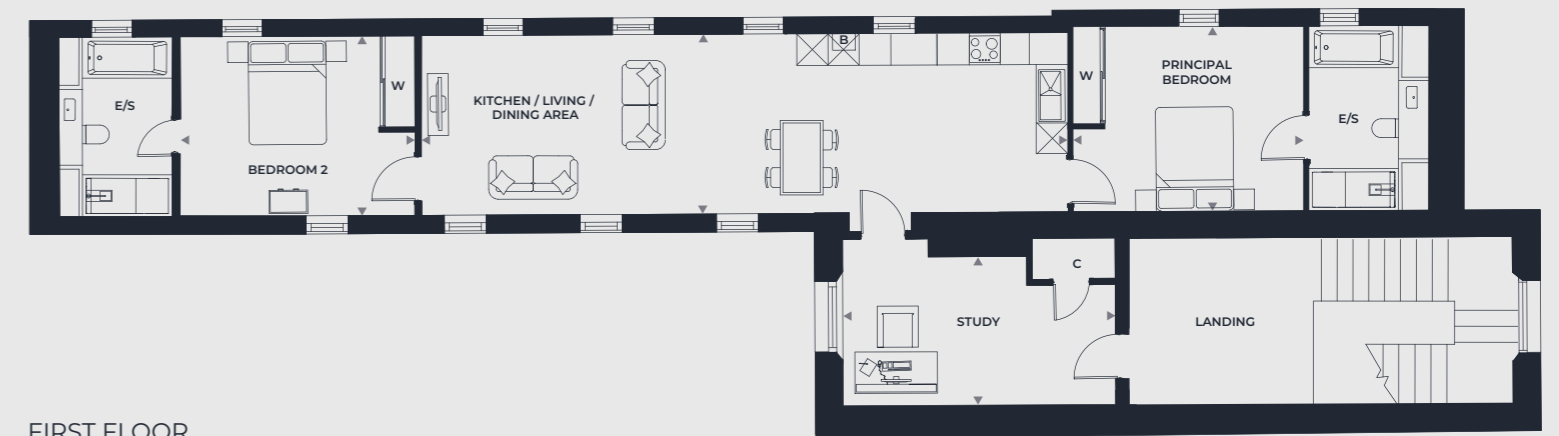
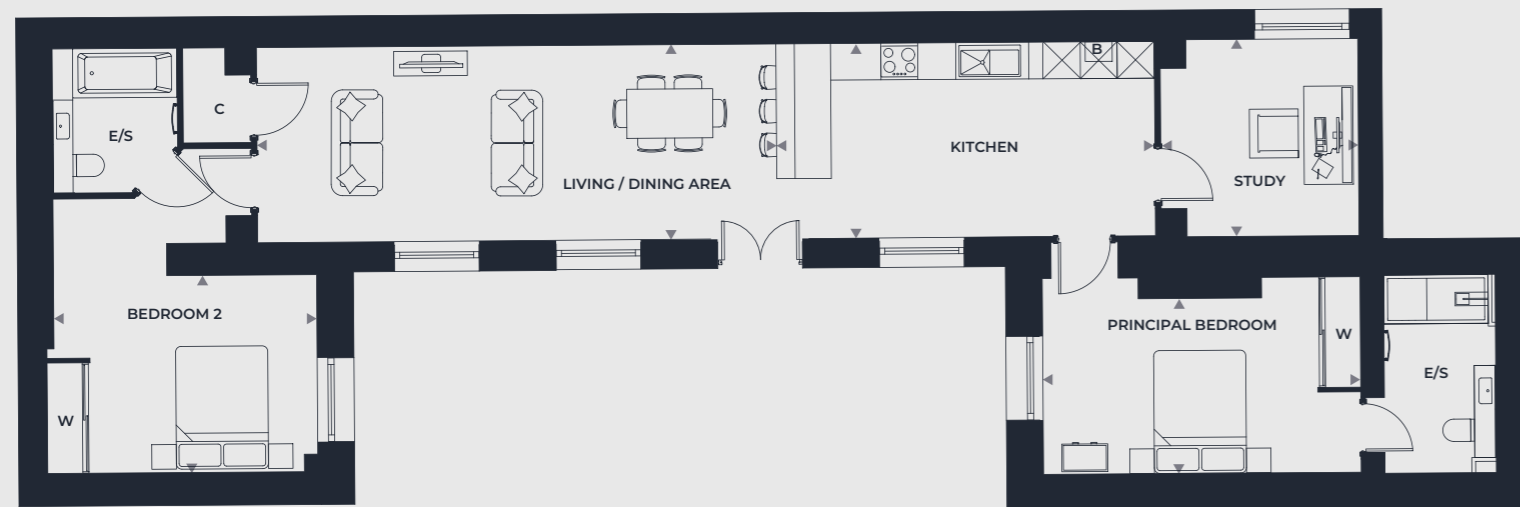
Kitchen / Living / Dining Area	7.1m x 7.0m	23'2" x 22'9"
Bedroom	4.7m x 3.3m	15'4" x 10'9"

PLOT 51 BEDS 2 LEVEL GF

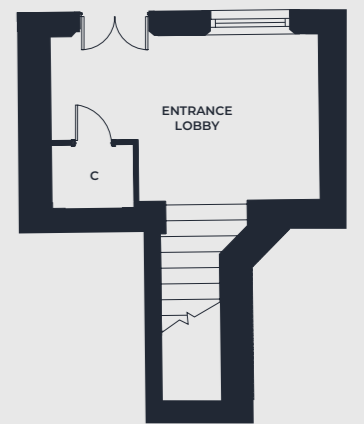
OVERALL SIZE - 105.8 M<sup>2</sup> | 1139 FT<sup>2</sup>

PLOT 52 BEDS 2

OVERALL SIZE - 149.2 M<sup>2</sup> | 1606 FT<sup>2</sup>  
PLOT 52 IS OVER 2 FLOORS



FIRST FLOOR



GROUND FLOOR

Kitchen	6.2m x 3.1m	20'5" x 10'2"
Living / Dining Area	8.6m x 3.1m	28'3" x 10'2"
Study	3.2m x 3.2m	10'6" x 10'6"
Principal Bedroom	5.2m x 2.8m	17'0" x 9'2"
Bedroom 2	4.4m x 3.2m	14'4" x 10'6"

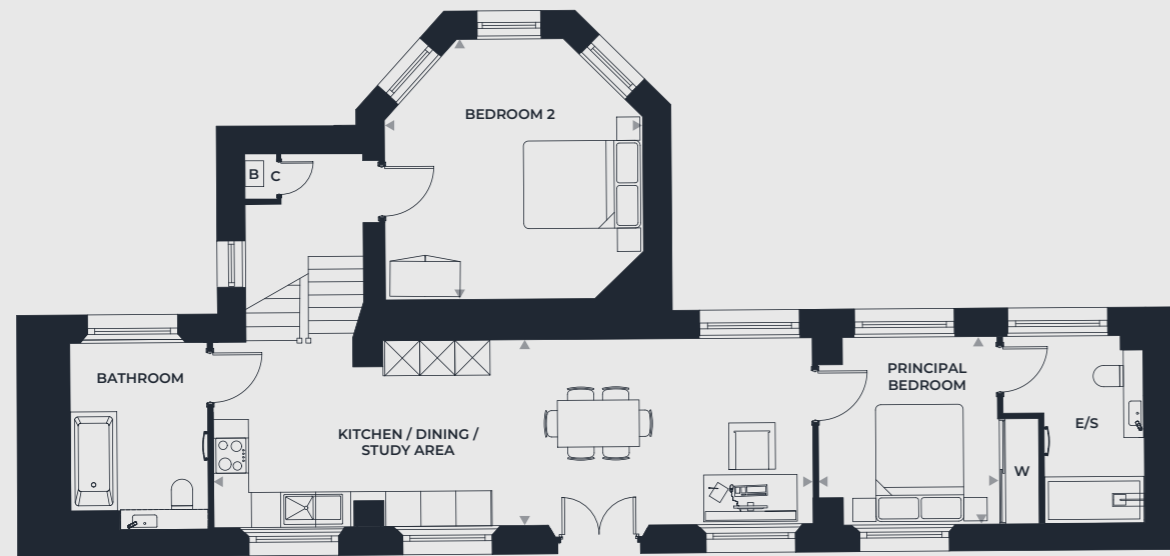
Kitchen / Living / Dining Area	12.6m x 3.5m	41'4" x 11'6"
Study	5.2m x 2.8m	17'0" x 9'2"
Principal Bedroom	4.5m x 3.5m	14'7" x 11'6"
Bedroom 2	4.7m x 3.4m	15'4" x 11'1"

PLOT 56 BEDS 2

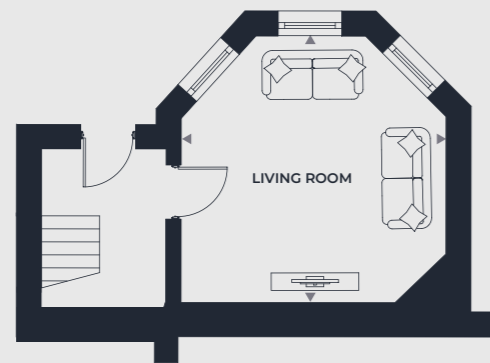
OVERALL SIZE - 105.4 M<sup>2</sup> | 1135 FT<sup>2</sup>  
PLOT 56 IS OVER 2 FLOORS

PLOT 57 BEDS 2 LEVEL FF

OVERALL SIZE - 88.3 M<sup>2</sup> | 950 FT<sup>2</sup>

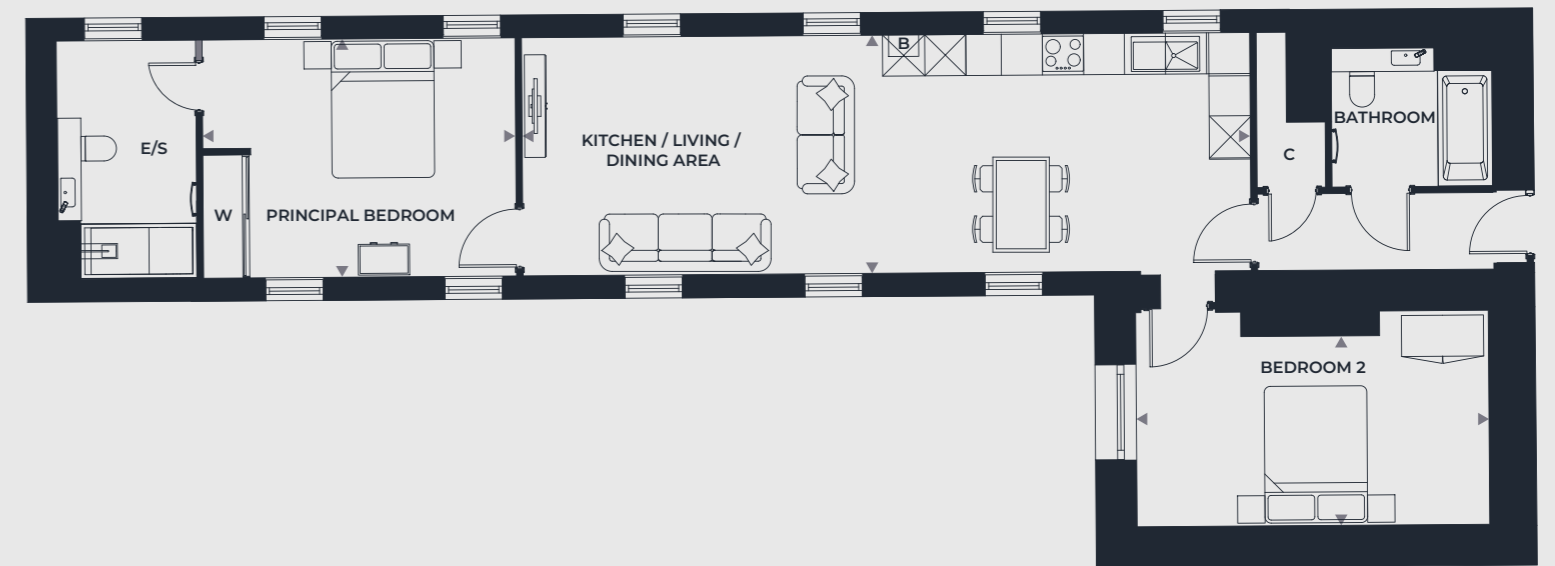


GROUND FLOOR



LOWER GROUND FLOOR

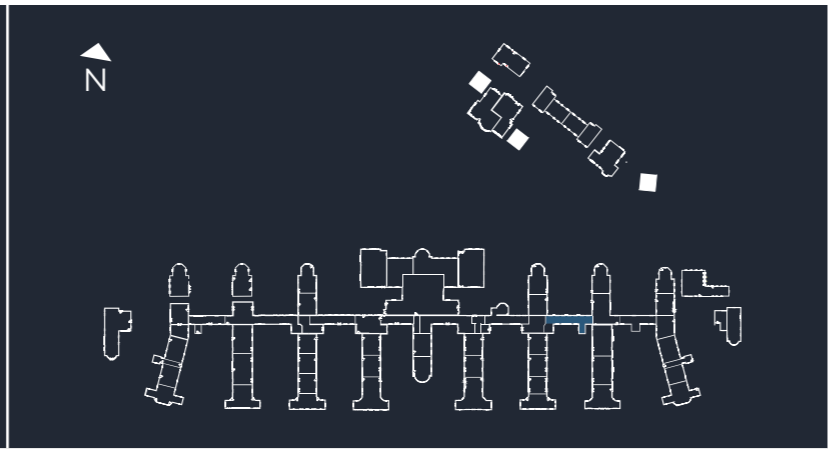
Kitchen / Dining / Study Area	10.3m x 3.2m	33'8" x 10'6"
Living Room	4.5m x 4.4m	14'7" x 14'6"
Principal Bedroom	3.2m x 3.1m	10'6" x 10'2"
Bedroom 2	4.5m x 4.4m	14'7" x 14'6"



Kitchen / Living / Dining Area	10.6m x 3.5m	34'11" x 11'6"
Principal Bedroom	4.7m x 3.5m	15'4" x 11'6"
Bedroom 2	5.2m x 2.8m	16'11" x 9'1"

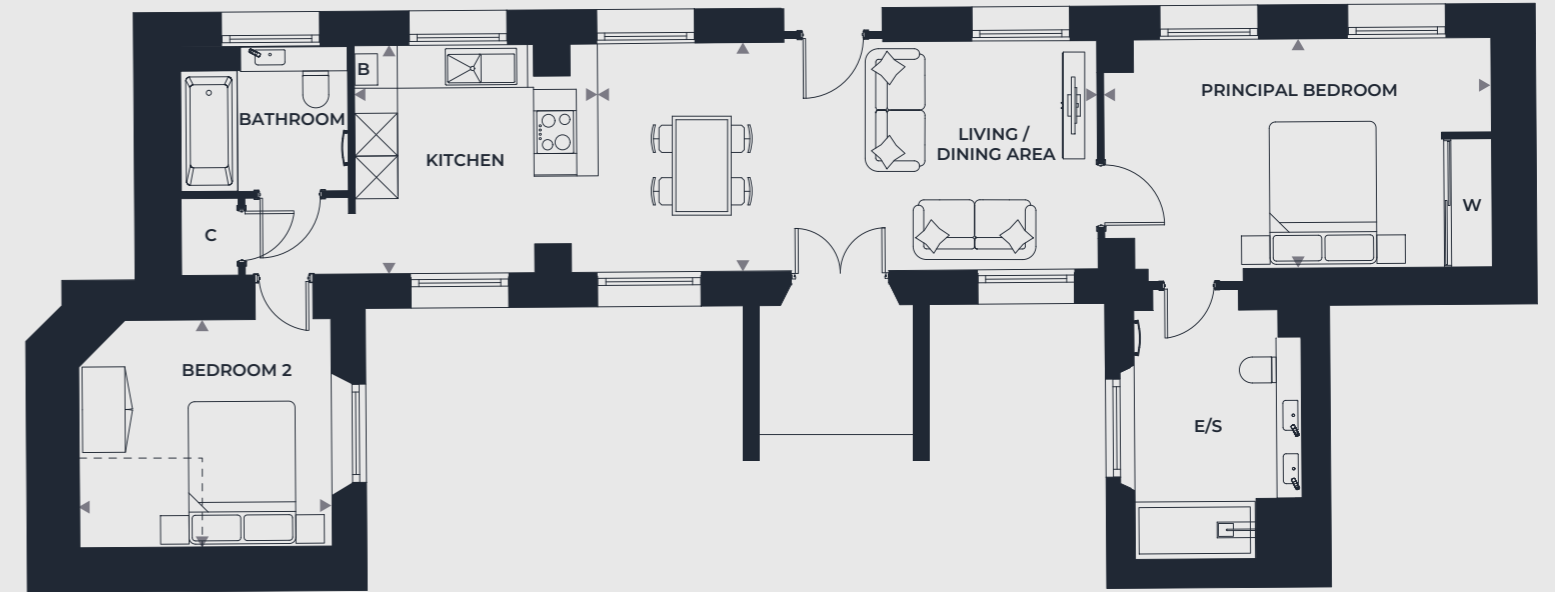
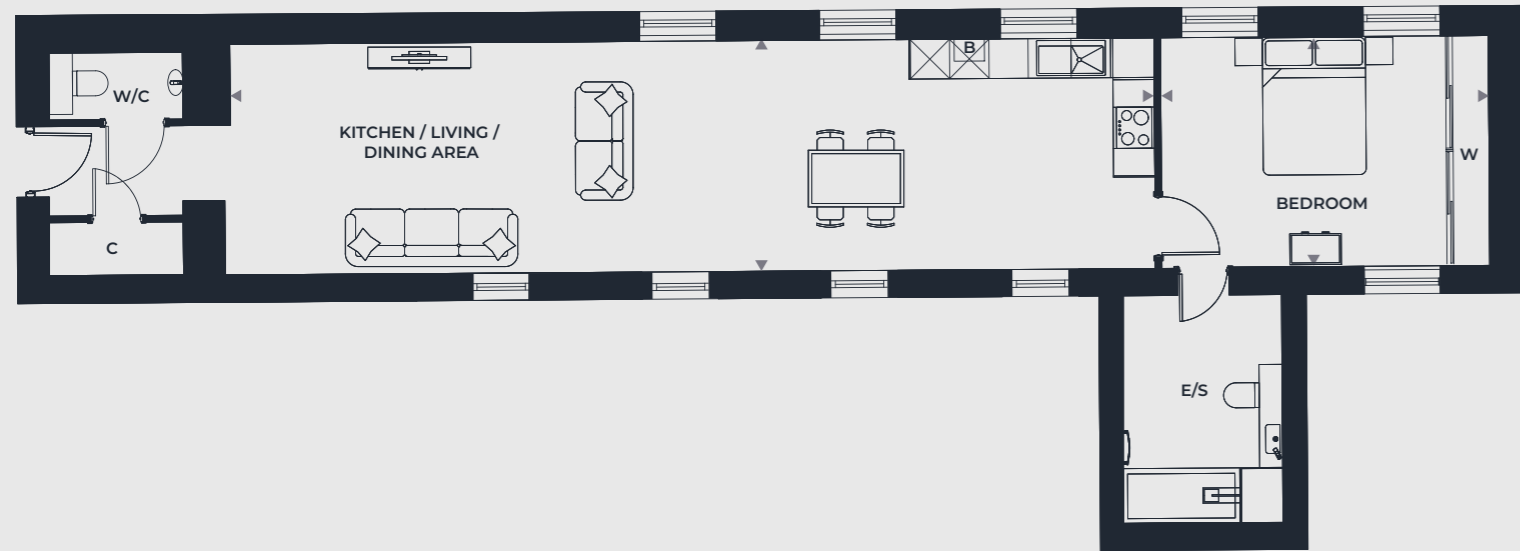
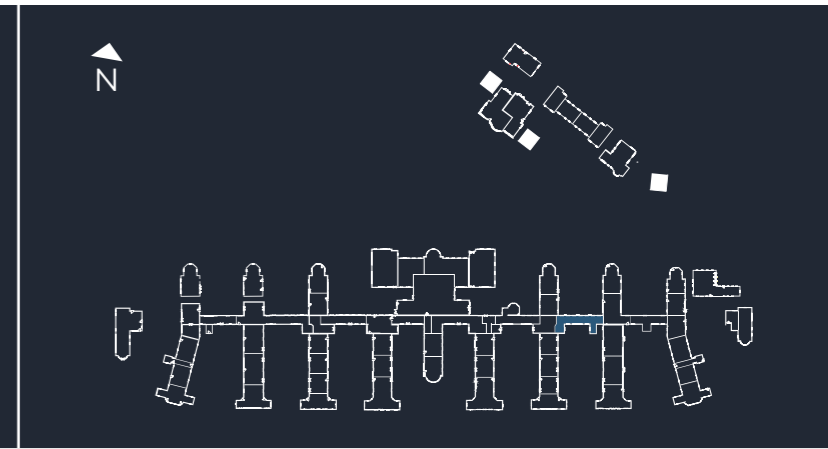
PLOT 58 BEDS 1 LEVEL FF

OVERALL SIZE - 78.1 M<sup>2</sup> | 841 FT<sup>2</sup>



PLOT 65 BEDS 2 LEVEL GF

OVERALL SIZE - 78.0 M<sup>2</sup> | 840 FT<sup>2</sup>



Kitchen / Living / Dining Area	13.5m x 3.4m	44'2" x 11'2"
Bedroom	4.8m x 3.3m	15'9" x 10'10"

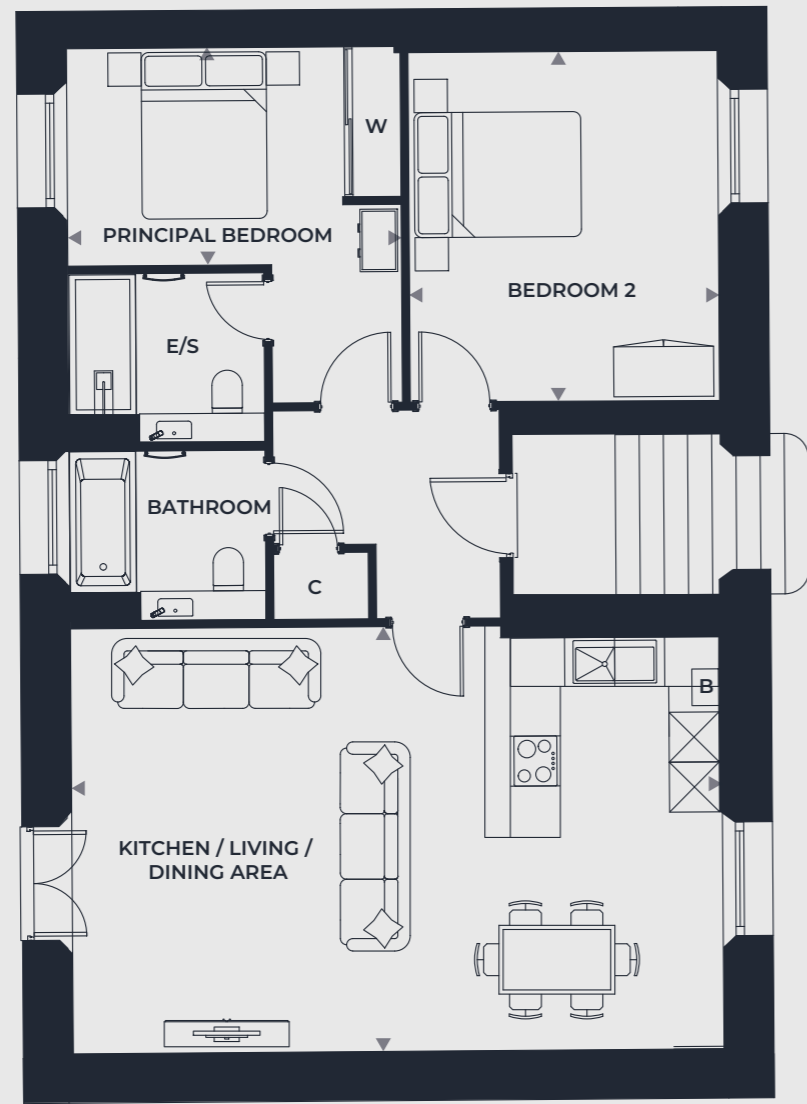
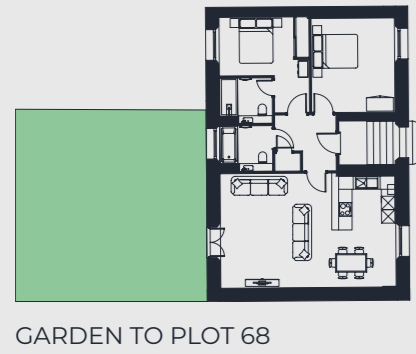
Kitchen	3.4m x 3.2m	11'2" x 10'6"
Living / Dining Area	7.0m x 3.2m	22'9" x 10'6"
Principal Bedroom	5.4m x 3.2m	17'10" x 10'6"
Bedroom 2	3.4m x 3.2m	11'2" x 10'6"

PLOT 68 BEDS 2 LEVEL GF

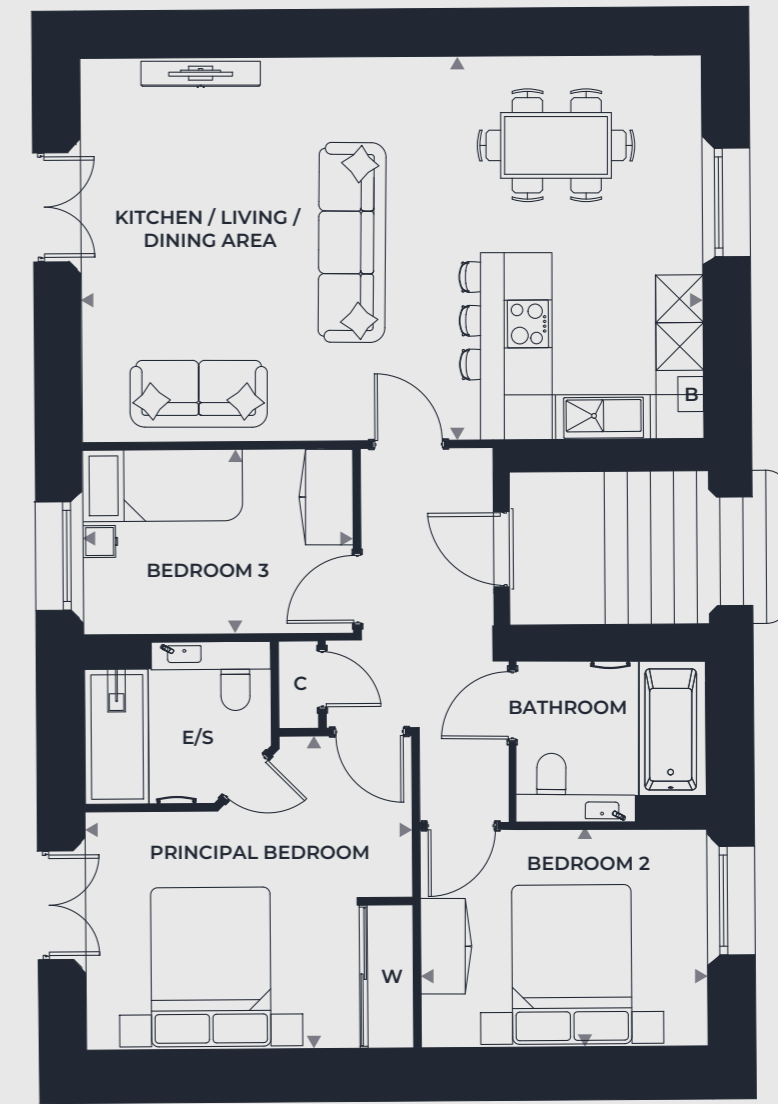
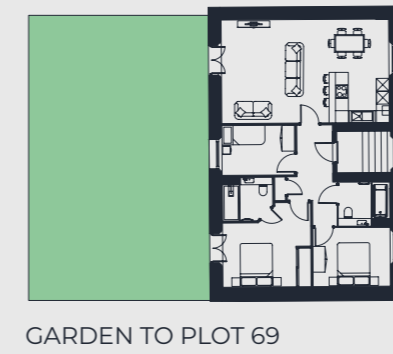
OVERALL SIZE - 86.7 M<sup>2</sup> | 933 FT<sup>2</sup>

PLOT 69 BEDS 3 LEVEL GF

OVERALL SIZE - 92.0 M<sup>2</sup> | 990 FT<sup>2</sup>



Kitchen / Living / Dining Area	7.8m x 5.1m	25'7" x 16'9"
Principal Bedroom	4.0m x 2.6m	13'1" x 8'7"
Bedroom 2	4.2m x 3.7m	13'9" x 12'2"



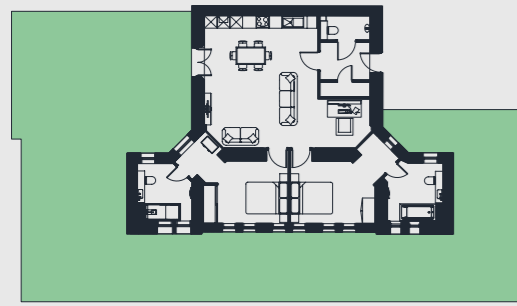
Kitchen / Living / Dining Area	7.8m x 5.0m	25'7" x 16'6"
Principal Bedroom	4.1m x 4.0m	13'6" x 13'1"
Bedroom 2	3.6m x 2.8m	11'10" x 9'1"
Bedroom 3	3.4m x 2.3m	11'2" x 7'7"

PLOT 70 BEDS 2 LEVEL GF

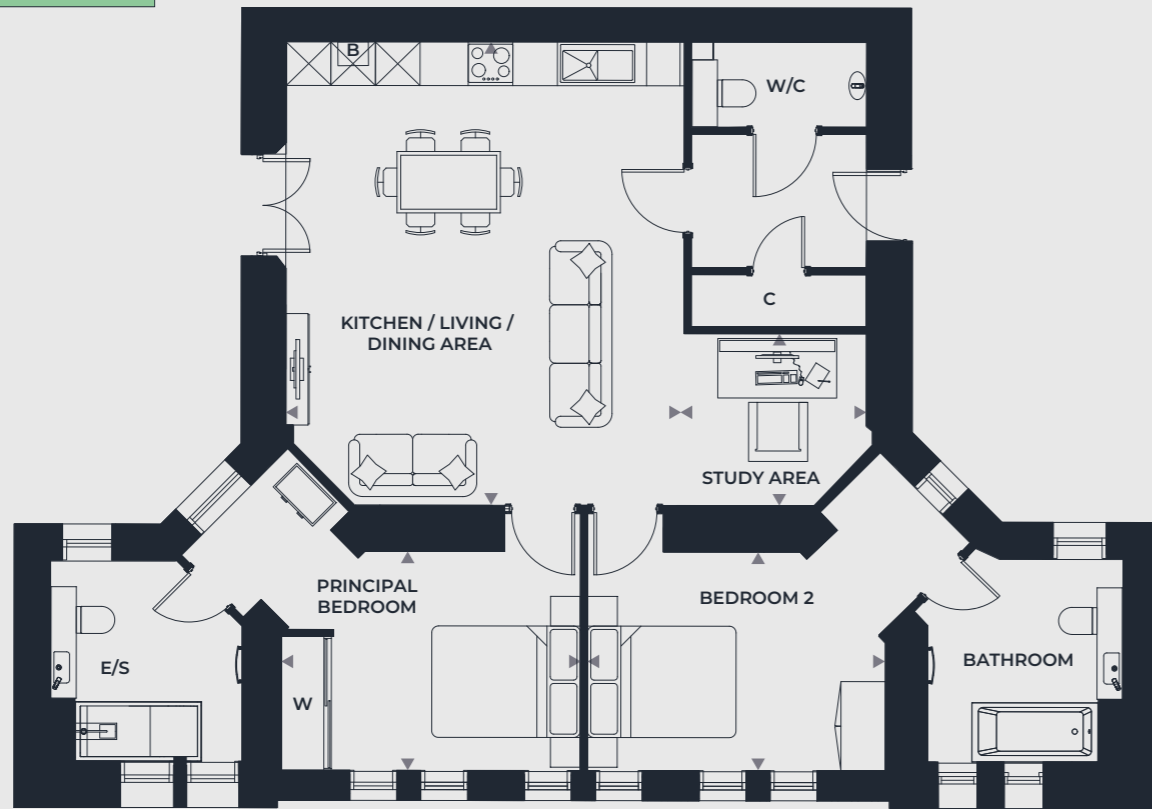
OVERALL SIZE - 95.0 M<sup>2</sup> | 1022 FT<sup>2</sup>

PLOT 75 BEDS 2 LEVEL GF

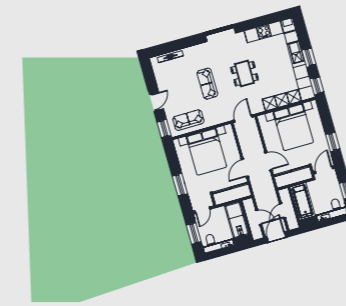
OVERALL SIZE - 71.8 M<sup>2</sup> | 773 FT<sup>2</sup>



GARDEN TO PLOT 70



Kitchen / Living / Dining Area	6.2m x 5.4m	20'6" x 17'7"
Study Area	2.5m x 2.3m	8'1" x 7'7"
Principal Bedroom	4.0m x 2.9m	13'1" x 9'6"
Bedroom 2	4.0m x 2.9m	13'1" x 9'6"



GARDEN TO PLOT 75



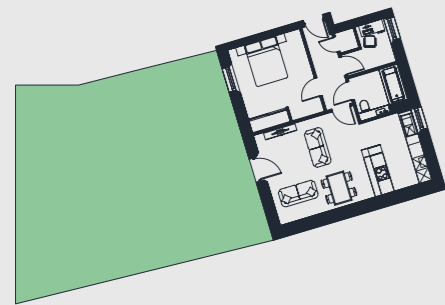
Kitchen / Living / Dining Area	7.2m x 4.0m	23'8" x 13'1"
Principal Bedroom	3.6m x 3.0m	11'10" x 9'10"
Bedroom 2	3.3m x 3.0m	11'0" x 9'10"

PLOT 76 BEDS 1 LEVEL GF

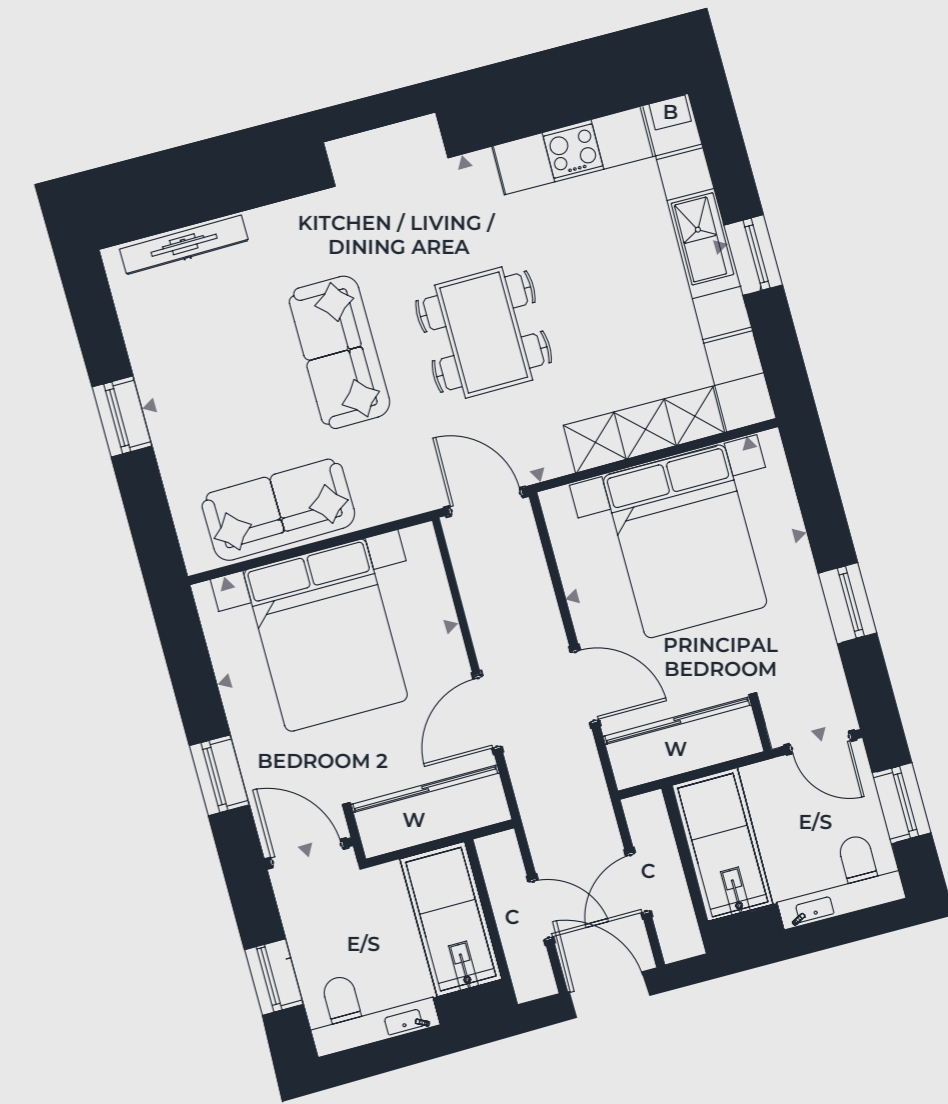
OVERALL SIZE - 58.8 M<sup>2</sup> | 633 FT<sup>2</sup>

PLOT 77 BEDS 2 LEVEL FF

OVERALL SIZE - 72.5 M<sup>2</sup> | 780 FT<sup>2</sup>



GARDEN TO PLOT 76



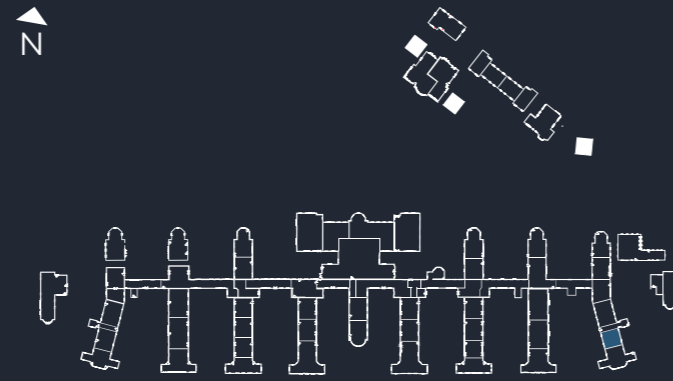
Kitchen / Living / Dining Area	7.2m x 4.3m	23'8" x 14'1"
Study	2.4m x 2.1m	7'9" x 6'11"
Bedroom	4.0m x 3.4m	13'1" x 11'2"

Kitchen / Living / Dining Area	7.2m x 4.0m	23'8" x 13'1"
Principal Bedroom	3.7m x 3.0m	12'2" x 9'10"
Bedroom 2	3.4m x 3.0m	11'2" x 9'10"



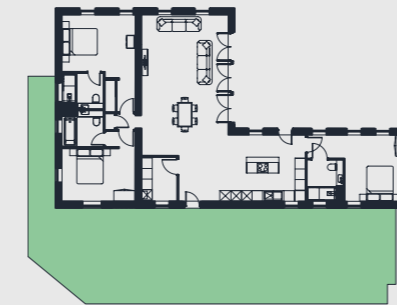
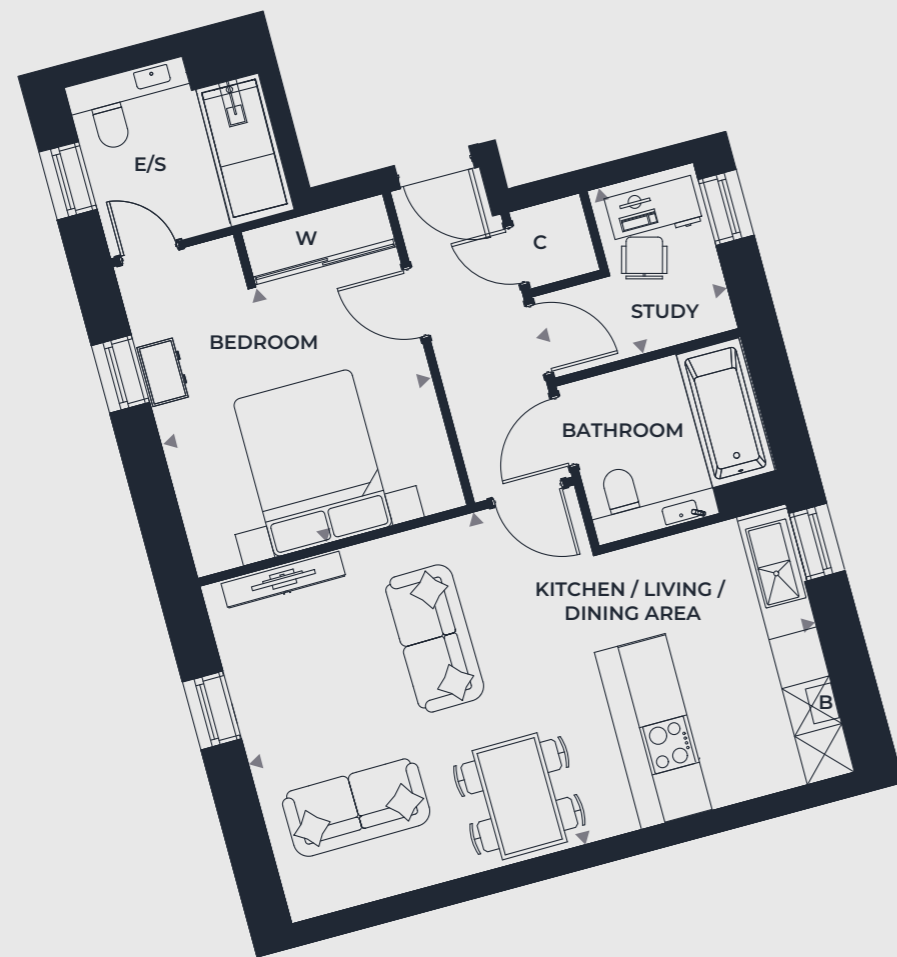
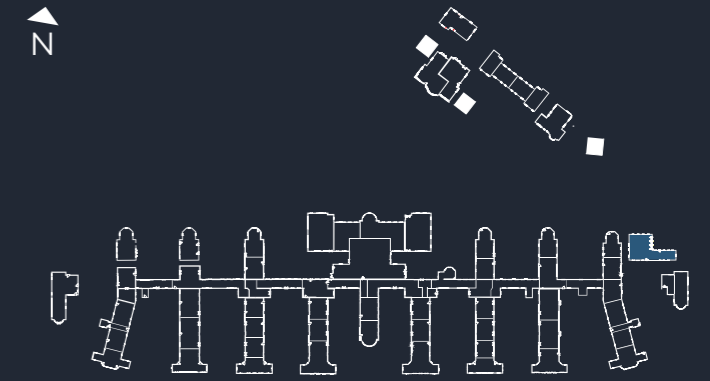
PLOT 78  
BEDS 1  
LEVEL FF

OVERALL SIZE - 63.9 M<sup>2</sup> | 688 FT<sup>2</sup>

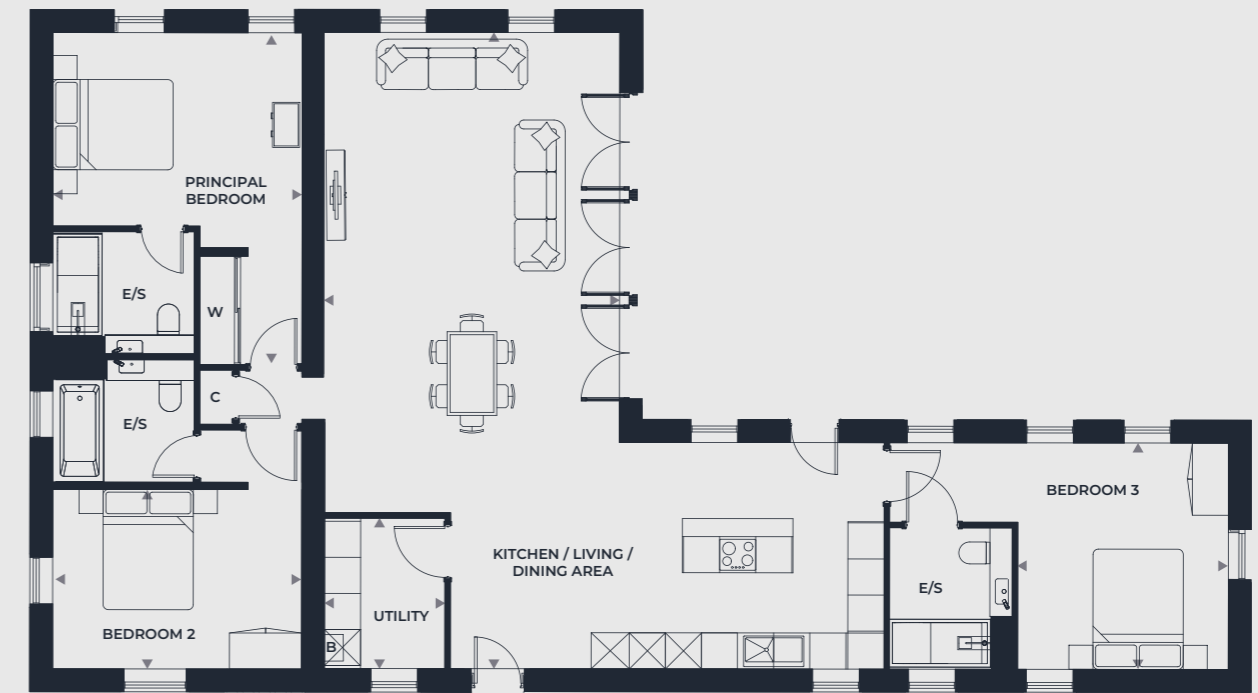


PLOT 82  
BEDS 3  
LEVEL GF

OVERALL SIZE - 134.2 M<sup>2</sup> | 1445 FT<sup>2</sup>



GARDEN TO PLOT 82



Kitchen / Living / Dining Area	7.2m x 4.3m	23'8" x 14'1"
Study	2.3m x 2.1m	7'8" x 6'11"
Bedroom	3.4m x 3.3m	11'3" x 10'9"

Kitchen / Living / Dining Area	10.6m x 4.9m	34'9" x 16'2"
Utility	2.5m x 2.0m	8'2" x 6'7"
Principal Bedroom	5.5m x 4.1m	18'1" x 13'7"
Bedroom 2	4.1m x 2.9m	13'7" x 9'6"
Bedroom 3	3.8m x 3.5m	12'6" x 11'6"



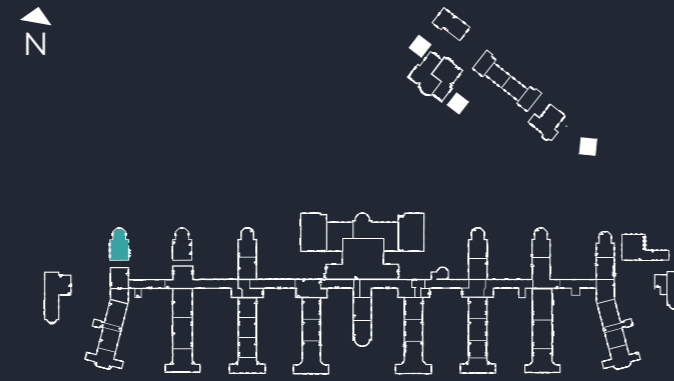
Computer Generated Image

## The Cambridge *Houses*

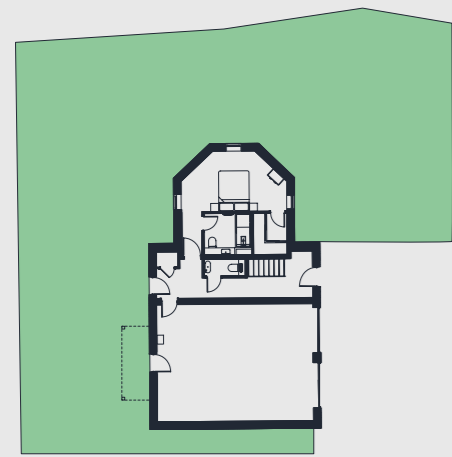
PLOTS 21, 22, 27, 30, 31,  
36-41, 45-47, 49, 53-55, 59-64,  
66, 67, 71-74 & 79-81

PLOT 21  
BEDS 4

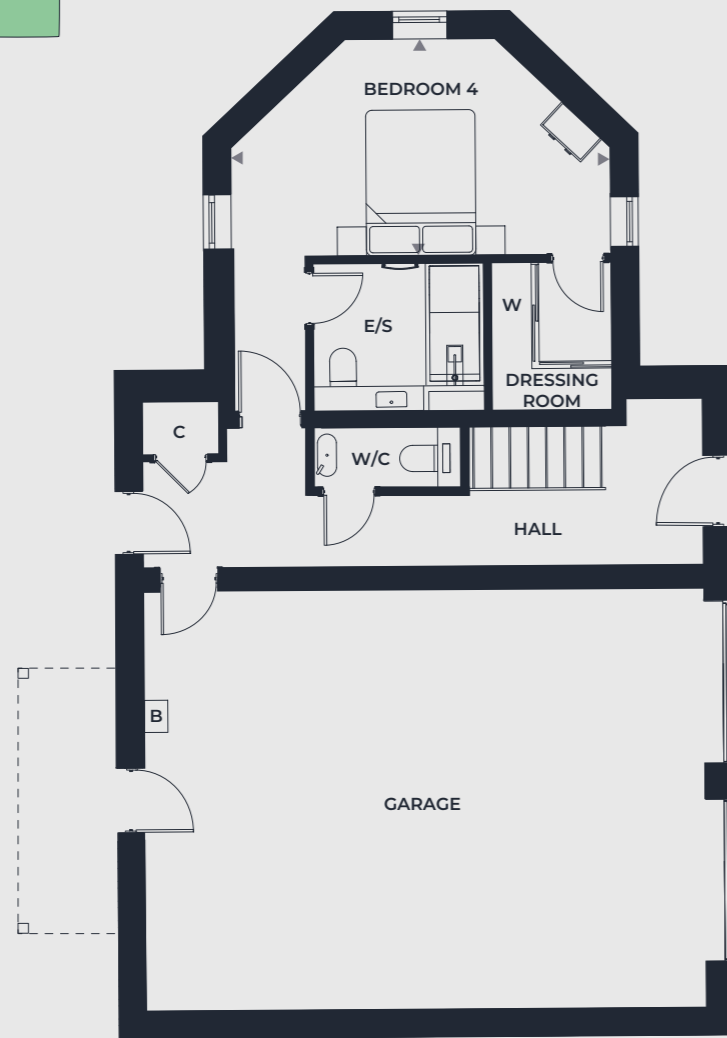
OVERALL SIZE - 256.6 M<sup>2</sup> | 2763 FT<sup>2</sup>  
PLOT 21 IS OVER 3 FLOORS



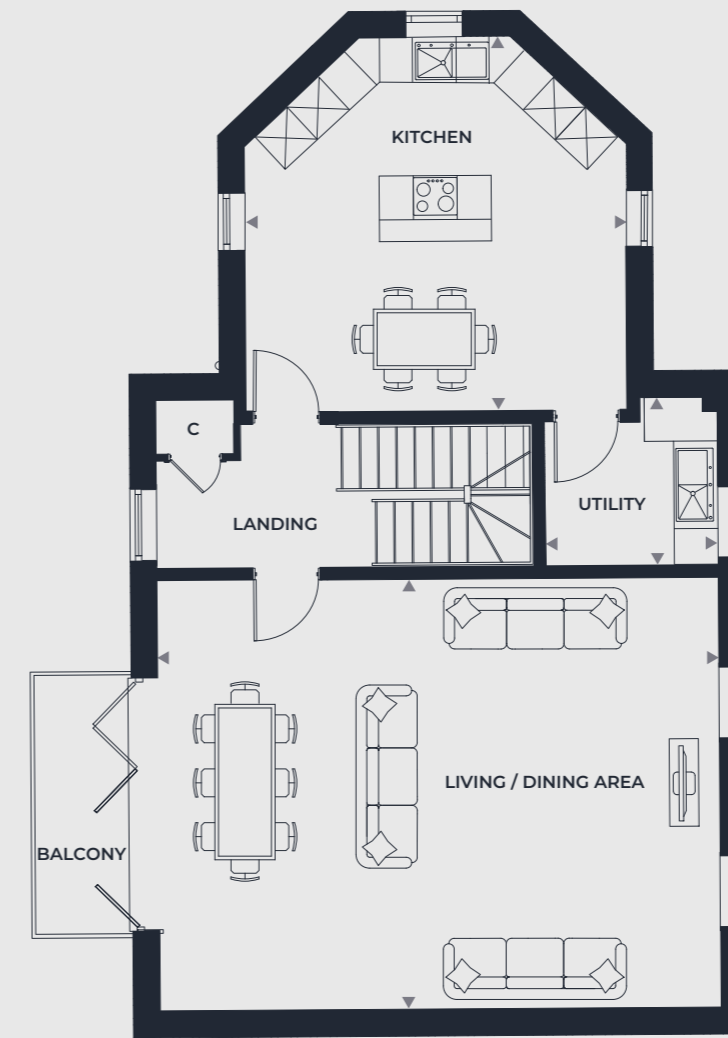
Kitchen	5.2m x 5.1m	17'1" x 16'9"
Living / Dining Area	7.7m x 5.9m	25'3" x 19'4"
Utility	2.4m x 2.3m	7'10" x 7'7"
Principal Bedroom	5.2m x 3.8m	17'1" x 12'6"
Bedroom 2	5.2m x 3.0m	17'1" x 9'10"
Bedroom 3	3.7m x 3.0m	12'2" x 9'10"
Bedroom 4	5.2m x 3.0m	17'1" x 9'10"



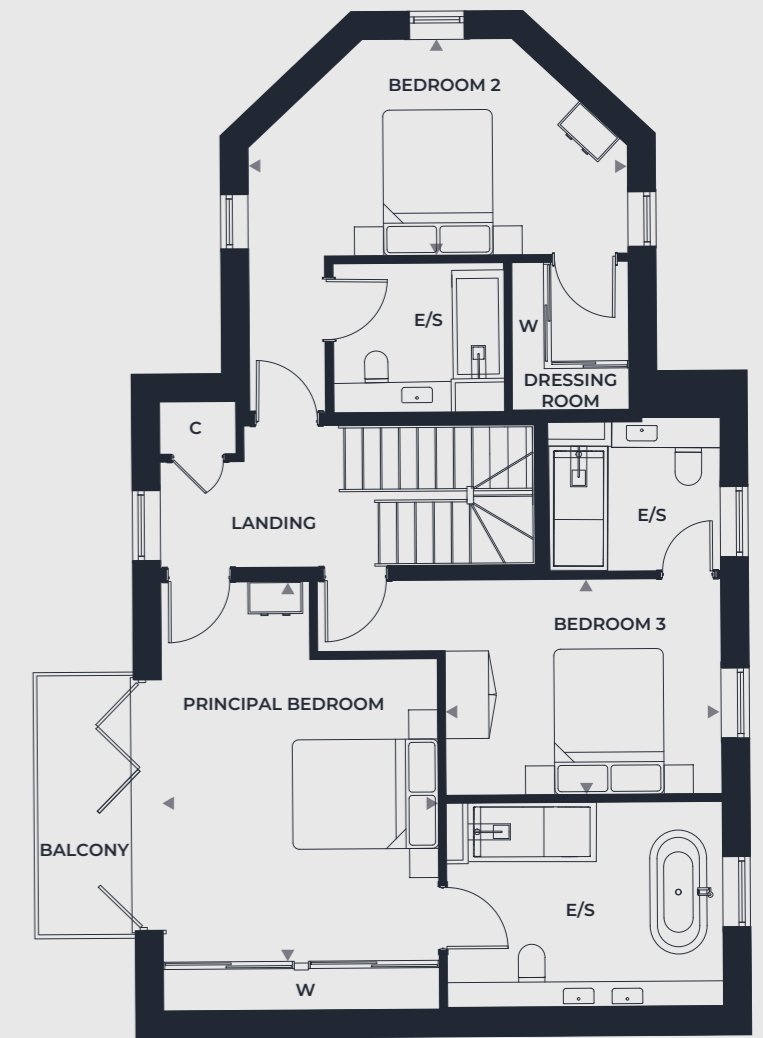
GARDEN TO PLOT 21



GROUND FLOOR



FIRST FLOOR



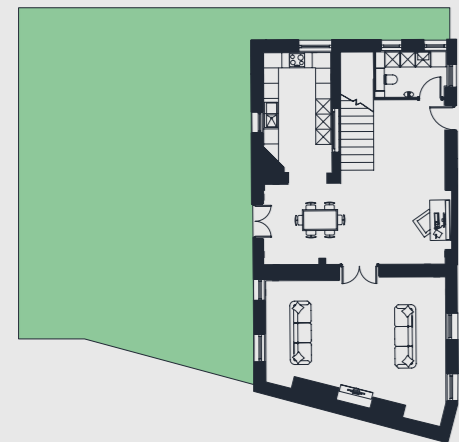
SECOND FLOOR

PLOT 22 BEDS 3

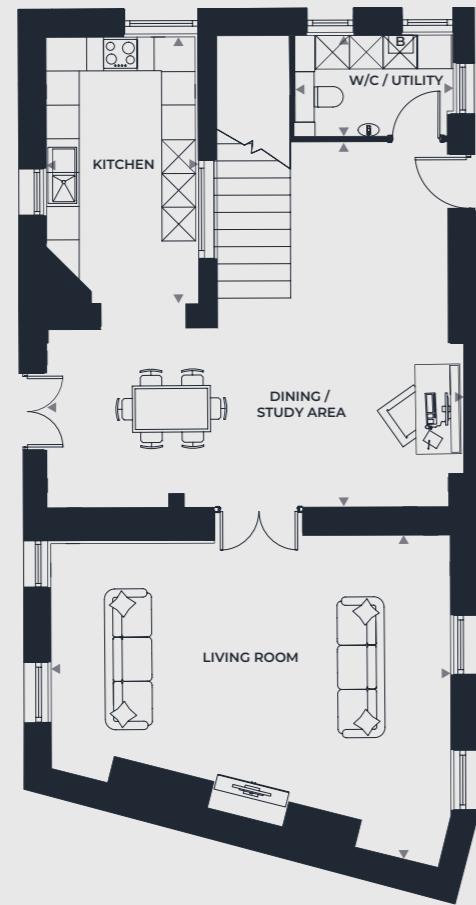
OVERALL SIZE - 184.2 M<sup>2</sup> | 1982 FT<sup>2</sup>  
PLOT 22 IS OVER 2 FLOORS

PLOT 27 BEDS 2

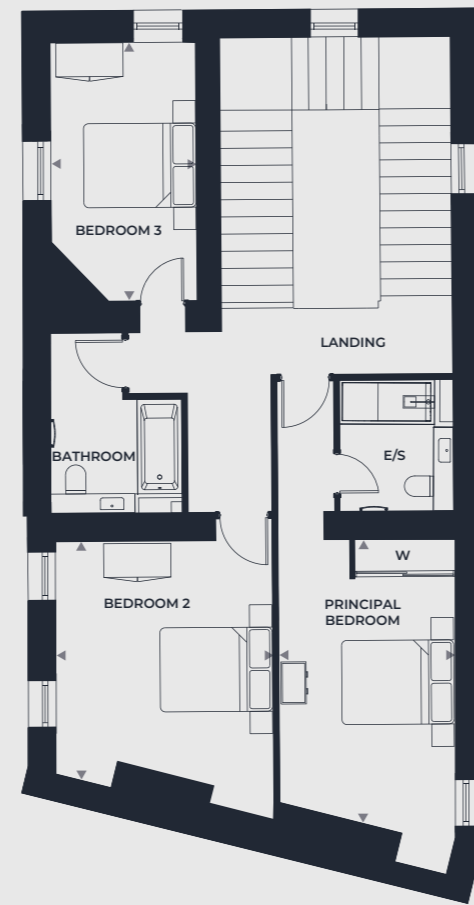
OVERALL SIZE - 114.1 M<sup>2</sup> | 1228 FT<sup>2</sup>  
PLOT 27 IS OVER 2 FLOORS



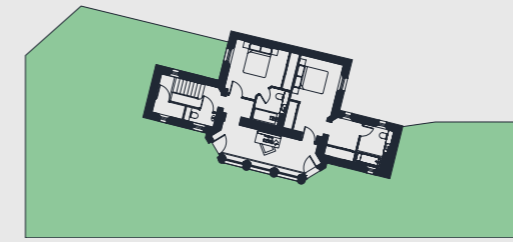
GARDEN TO PLOT 22



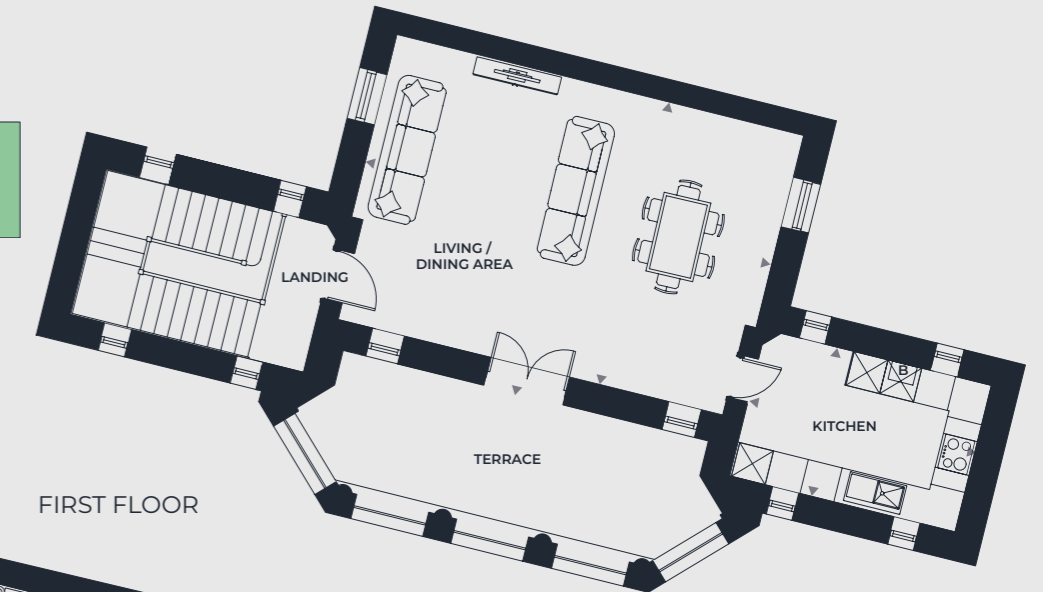
GROUND FLOOR



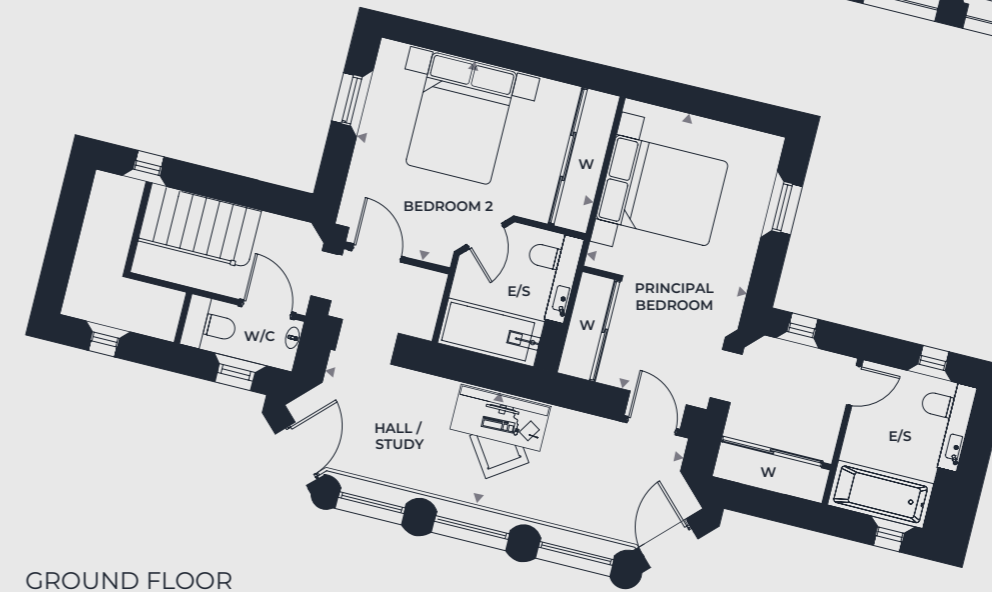
FIRST FLOOR



GARDEN TO PLOT 27



FIRST FLOOR



GROUND FLOOR

Kitchen	4.7m x 2.7m	15'5" x 8'9"
Living Room	7.1m x 5.9m	23'4" x 19'5"
Dining / Study Area	7.1m x 6.4m	23'5" x 21'0"
Utility	2.8m x 1.9m	9'2" x 6'3"
Principal Bedroom	4.9m x 3.2m	15'2" x 10'6"
Bedroom 2	4.2m x 3.9m	13'8" x 12'10"
Bedroom 3	4.6m x 2.6m	15'2" x 8'6"

Kitchen	4.0m x 2.6m	13'1" x 8'6"
Living / Dining Area	7.2m x 5.0m	23'8" x 16'5"
Hall / Study	6.4m x 2.0m	21'0" x 6'7"
Principal Bedroom	4.9m x 2.9m	16'1" x 9'6"
Bedroom 2	3.6m x 3.6m	11'10" x 11'10"
Terrace	6.3m x 2.3m	20'8" x 7'7"

PLOT

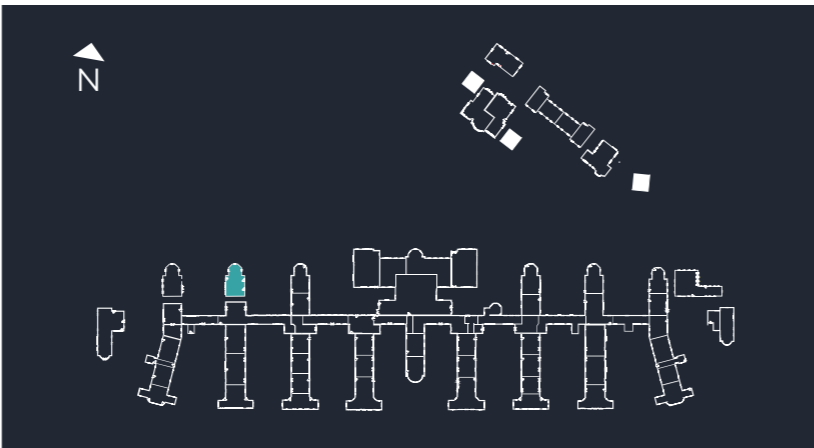
30

BEDS

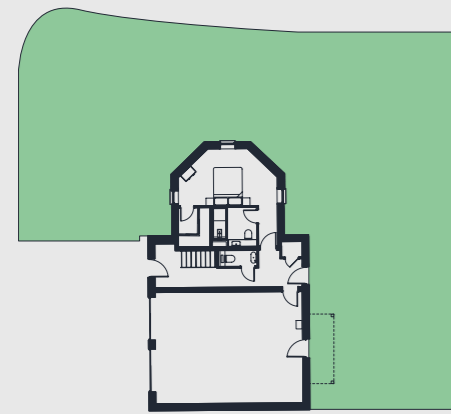
4

OVERALL SIZE - 256.7 M<sup>2</sup> | 2762 FT<sup>2</sup>

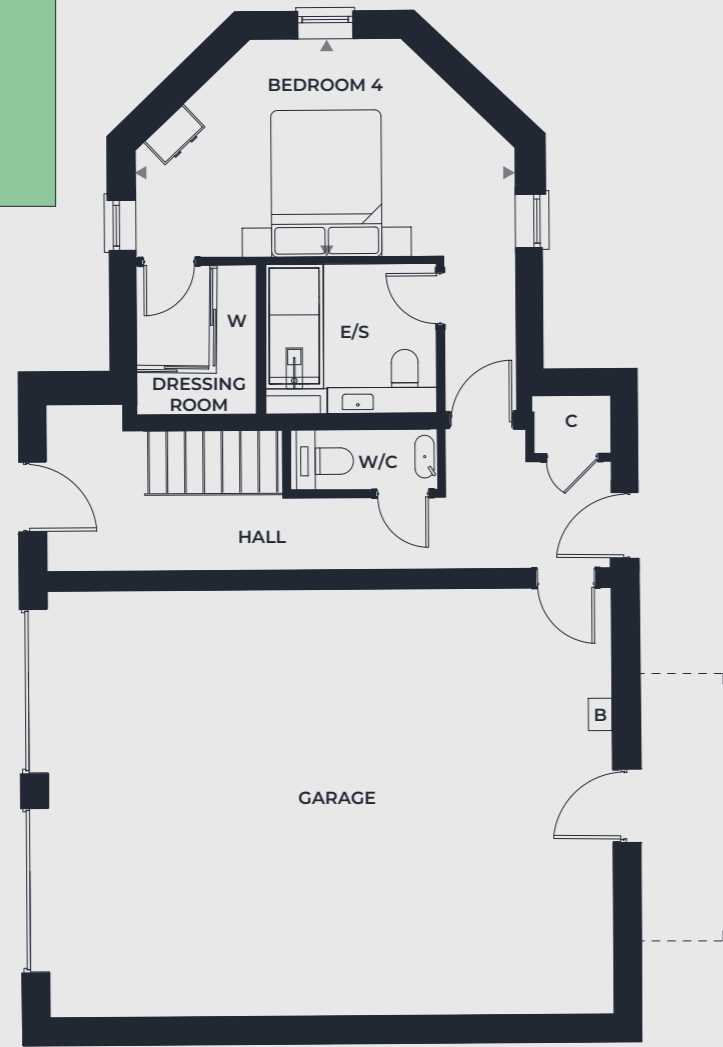
PLOT 30 IS OVER 3 FLOORS



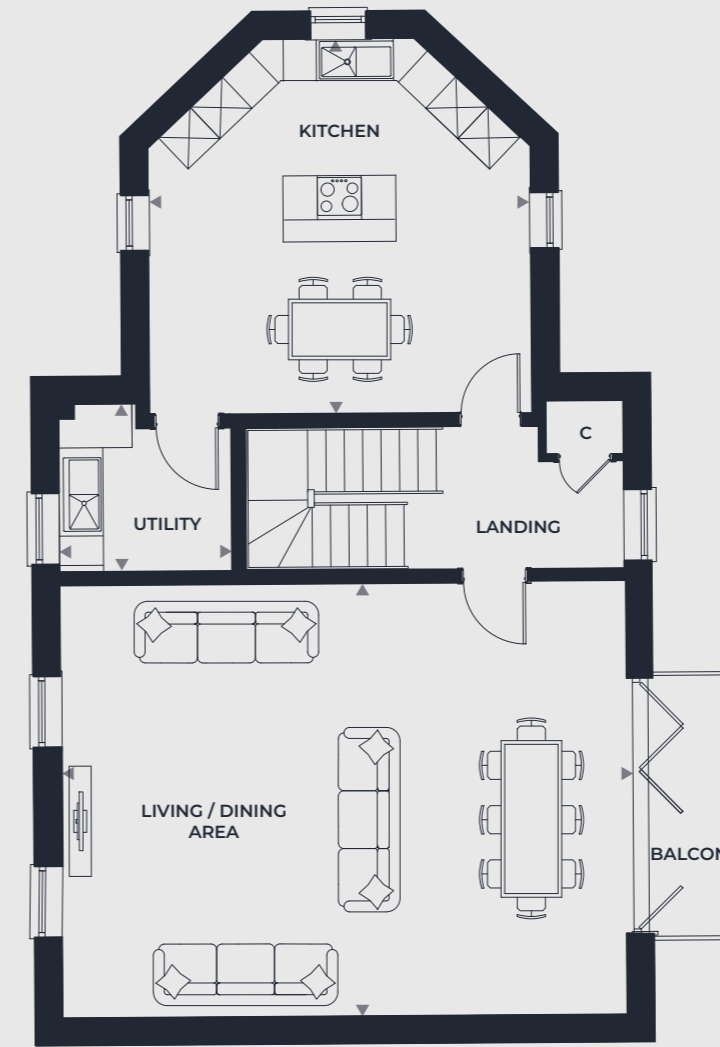
Kitchen	5.2m x 5.1m	17'2" x 16'9"
Living / Dining Area	7.7m x 5.9m	25'4" x 19'4"
Utility	2.4m x 2.3m	7'10" x 7'7"
Principal Bedroom	5.2m x 3.8m	17'2" x 12'6"
Bedroom 2	5.2m x 3.0m	17'2" x 9'10"
Bedroom 3	3.8m x 3.0m	12'6" x 9'10"
Bedroom 4	5.2m x 3.0m	17'2" x 9'10"



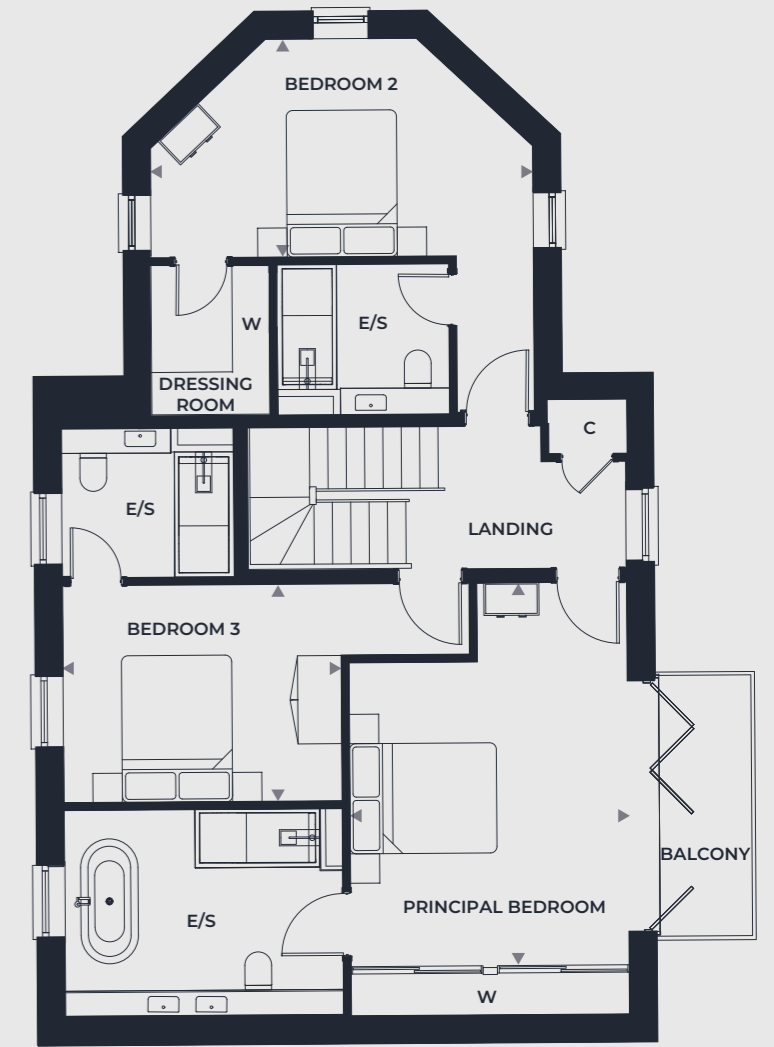
GARDEN TO PLOT 30



GROUND FLOOR



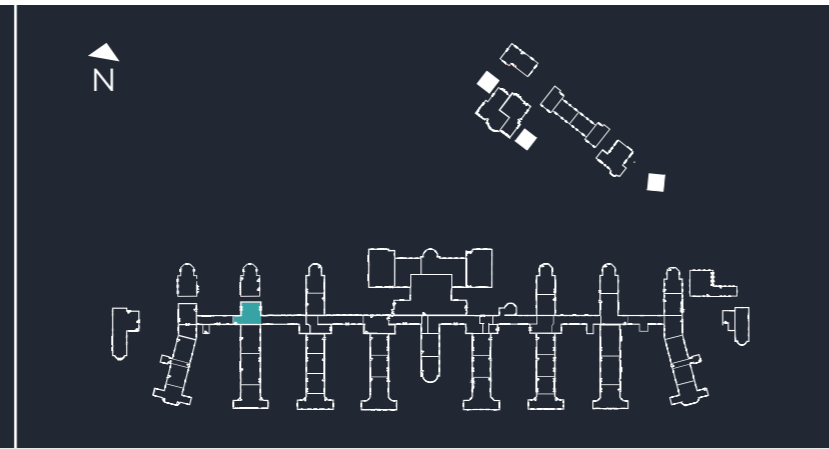
FIRST FLOOR



SECOND FLOOR

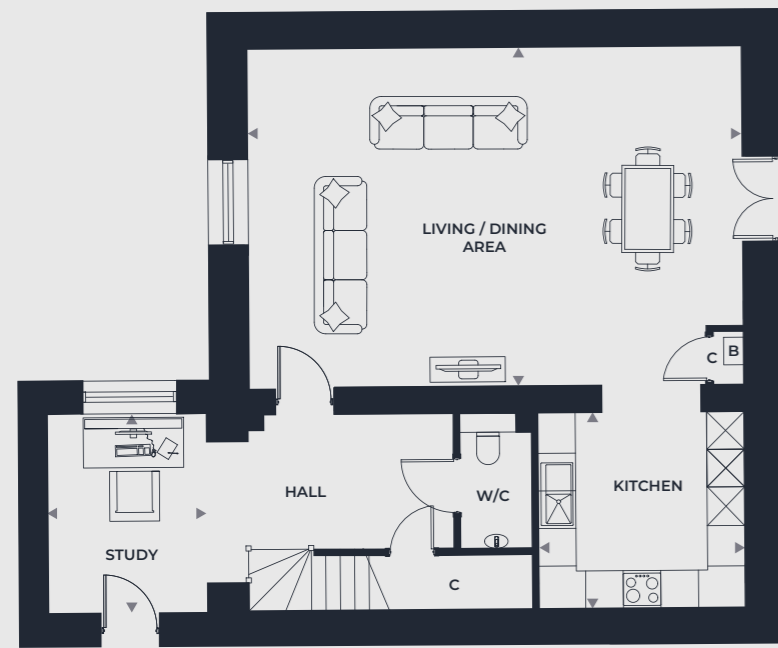
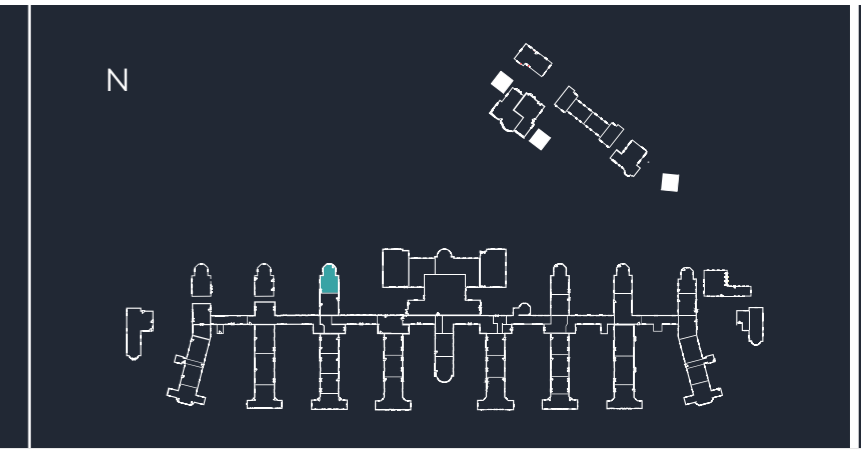
PLOT 31 BEDS 3

OVERALL SIZE - 157.5 M<sup>2</sup> | 1695 FT<sup>2</sup>  
PLOT 31 IS OVER 2 FLOORS

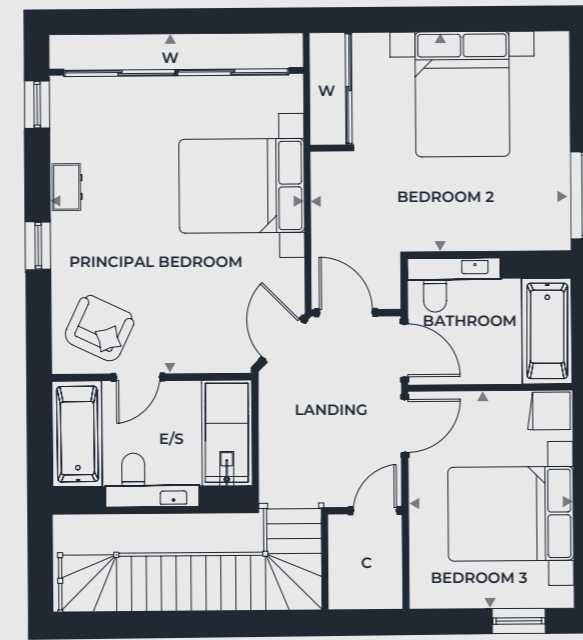


PLOT 36 BEDS 3

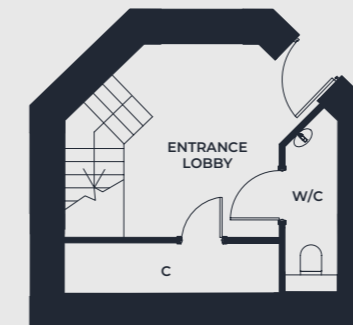
OVERALL SIZE - 150.6 M<sup>2</sup> | 1621 FT<sup>2</sup>  
PLOT 36 IS OVER 3 FLOORS



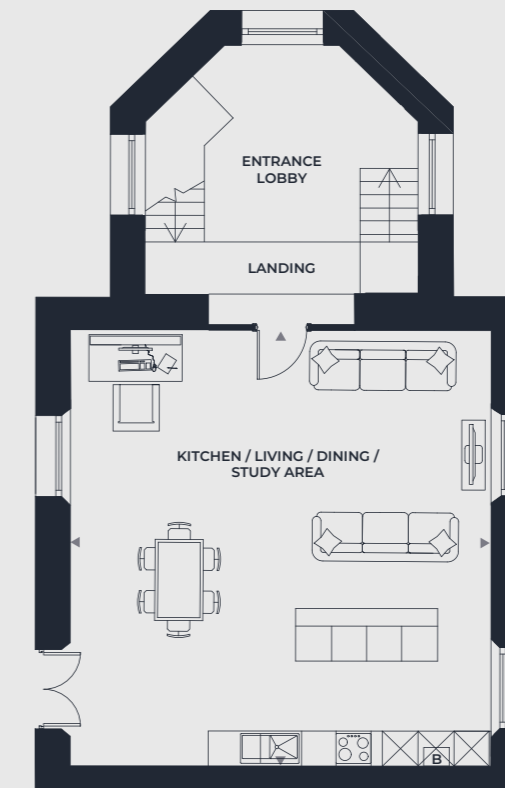
GROUND FLOOR



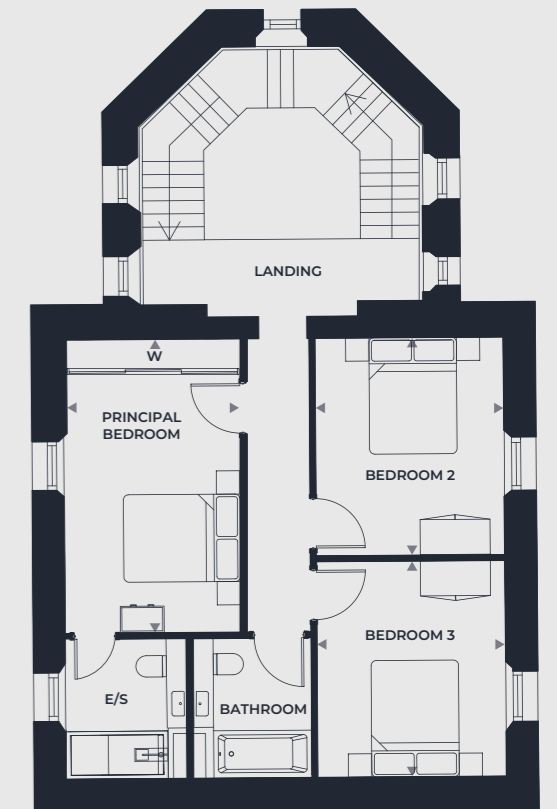
FIRST FLOOR



LOWER GROUND FLOOR



GROUND FLOOR



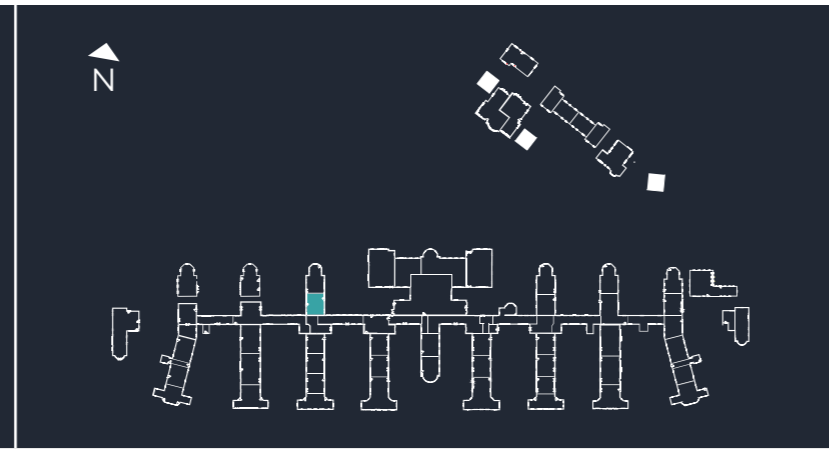
FIRST FLOOR

Kitchen	3.3m x 3.1m	10'10" x 10'2"
Living / Dining Area	7.9m x 5.4m	25'11" x 17'9"
Study	3.2m x 2.5m	10'6" x 8'2"
Principal Bedroom	5.4m x 4.0m	17'9" x 13'1"
Bedroom 2	4.1m x 3.5m	13'5" x 11'6"
Bedroom 3	3.5m x 2.6m	11'6" x 8'8"

Kitchen / Living / Dining / Study Area	7.5m x 7.2m	24'6" x 23'8"
Principal Bedroom	5.2m x 3.0m	17'0" x 9'10"
Bedroom 2	3.7m x 3.2m	12'2" x 10'6"
Bedroom 3	3.7m x 3.2m	12'2" x 10'6"

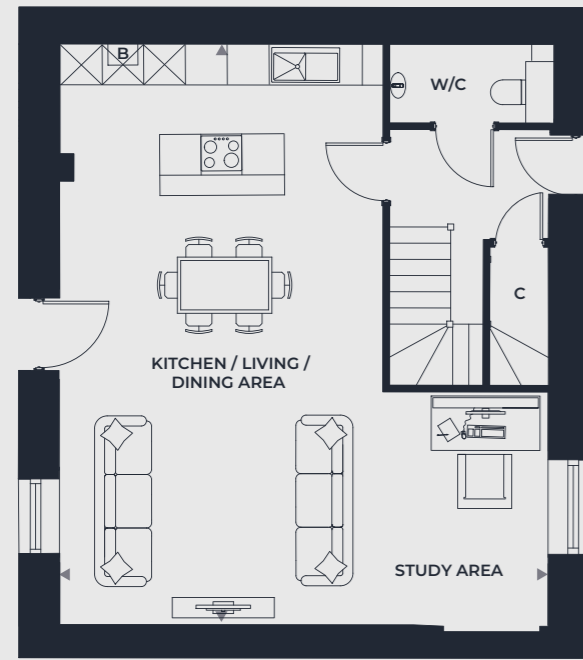
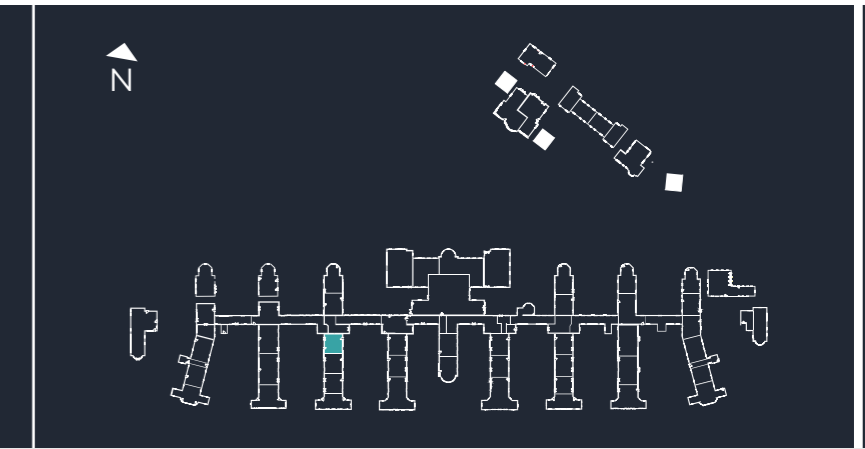
PLOT 37 BEDS 3

OVERALL SIZE - 126.1 M<sup>2</sup> | 1357 FT<sup>2</sup>  
PLOT 37 IS OVER 2 FLOORS

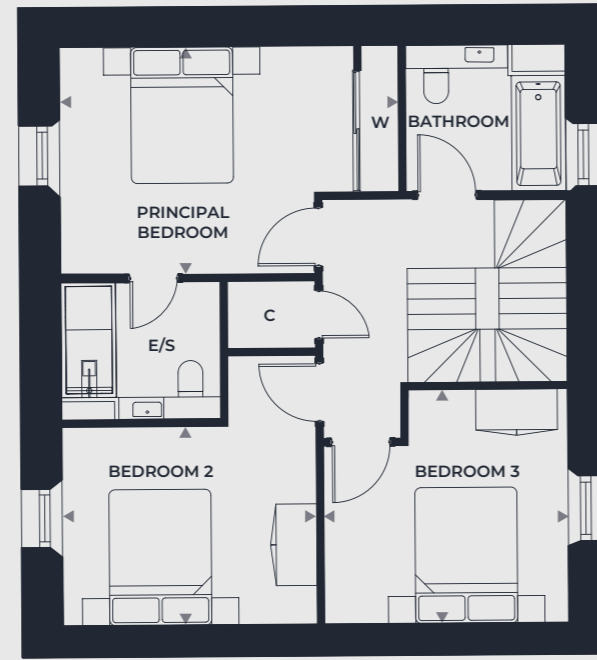


PLOT 38 BEDS 3

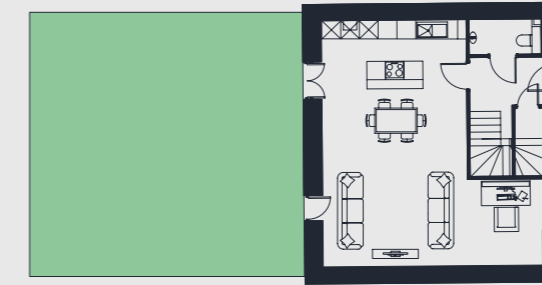
OVERALL SIZE - 118 M<sup>2</sup> | 1270 FT<sup>2</sup>  
PLOT 38 IS OVER 2 FLOORS



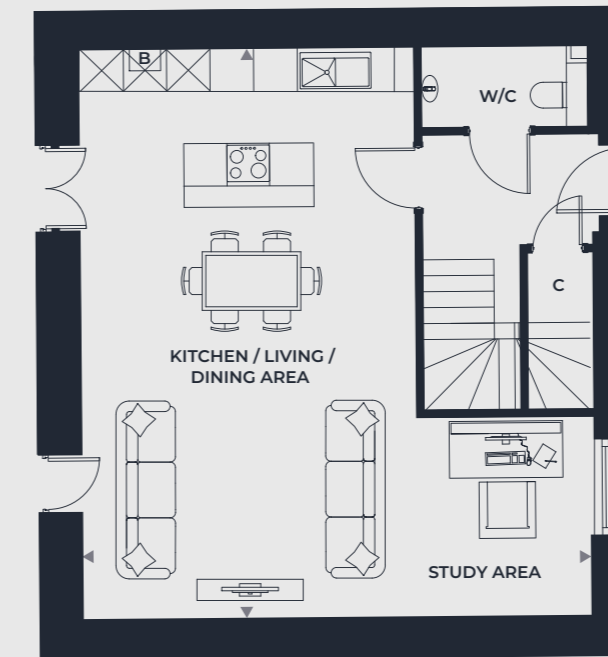
GROUND FLOOR



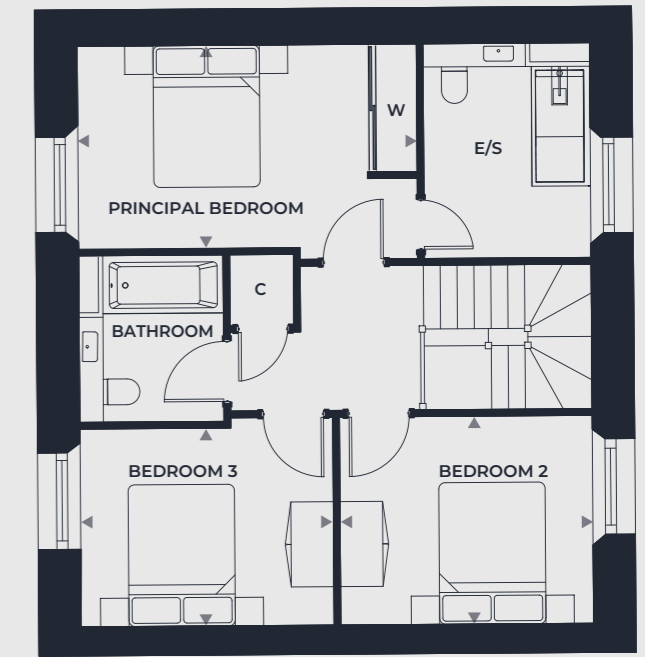
FIRST FLOOR



GARDEN TO PLOT 38



GROUND FLOOR



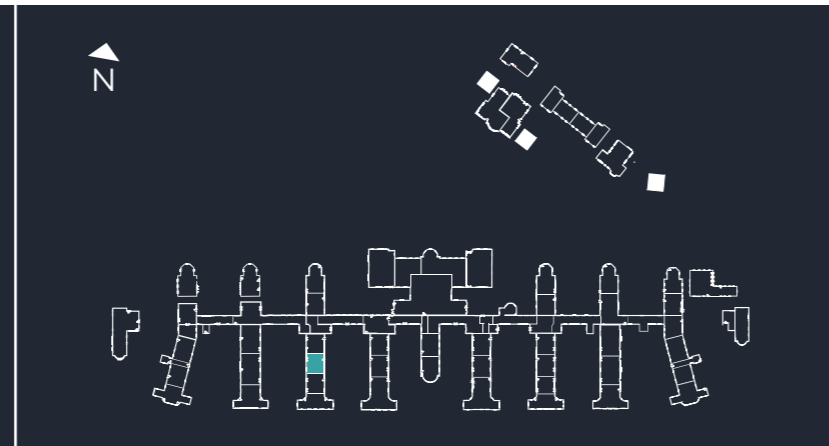
FIRST FLOOR

Kitchen / Living / Dining / Study Area	8.5m x 7.2m	27'11" x 23'7"
Principal Bedroom	5.0m x 3.4m	16'4" x 11'0"
Bedroom 2	3.7m x 2.9m	12'2" x 9'6"
Bedroom 3	3.6m x 3.6m	11'10" x 11'10"

Kitchen / Living / Dining / Study Area	8.2m x 7.2m	26'10" x 23'7"
Principal Bedroom	4.8m x 2.9m	15'9" x 9'6"
Bedroom 2	3.6m x 2.9m	11'10" x 9'6"
Bedroom 3	3.6m x 2.8m	11'10" x 9'2"

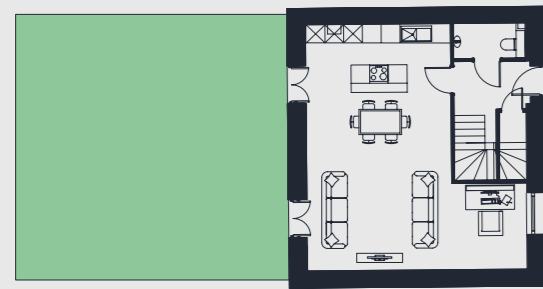
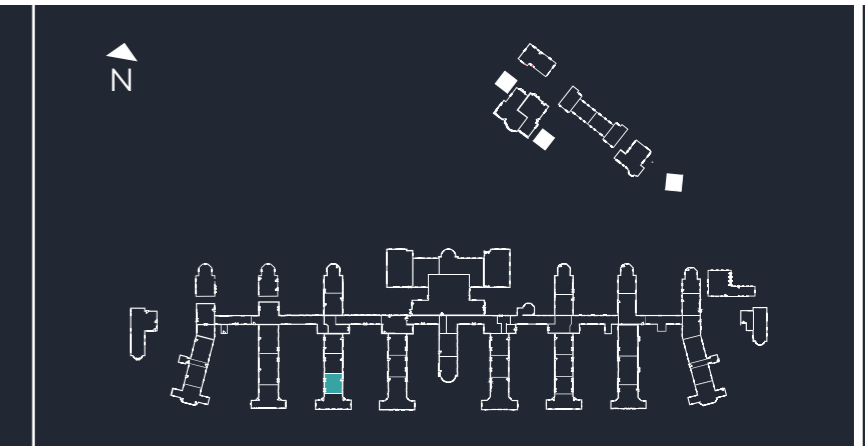
PLOT 39 BEDS 3

OVERALL SIZE - 119.1 M<sup>2</sup> | 1282 FT<sup>2</sup>  
PLOT 39 IS OVER 2 FLOORS

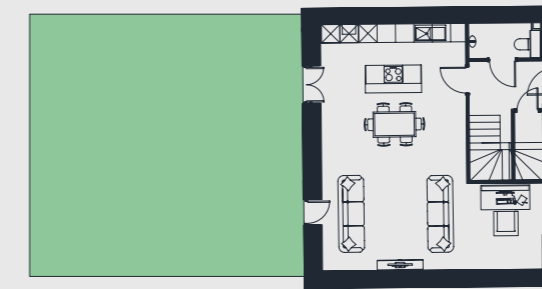


PLOT 40 BEDS 3

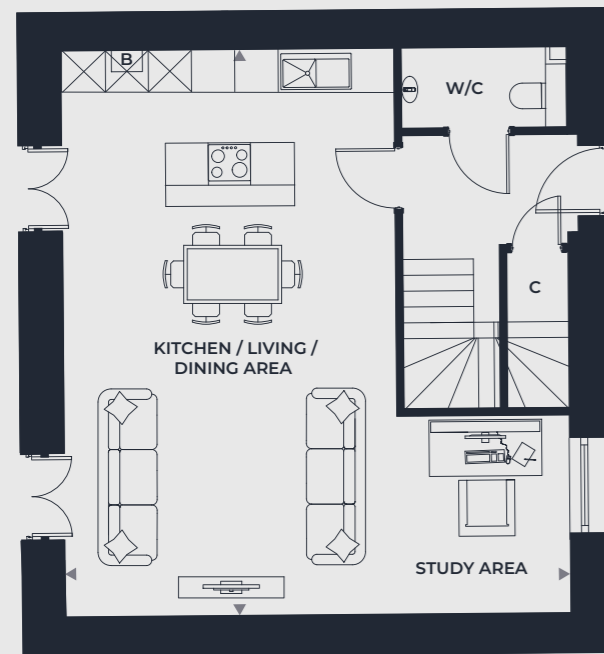
OVERALL SIZE - 118.0 M<sup>2</sup> | 1270 FT<sup>2</sup>  
PLOT 40 IS OVER 2 FLOORS



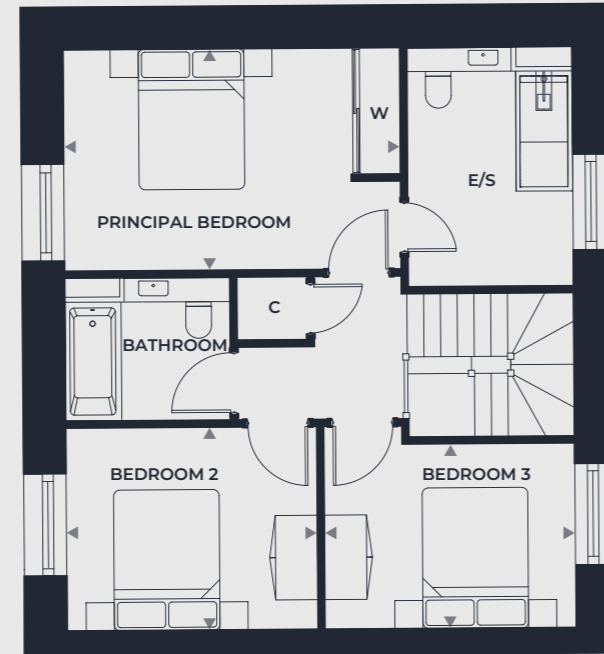
GARDEN TO PLOT 39



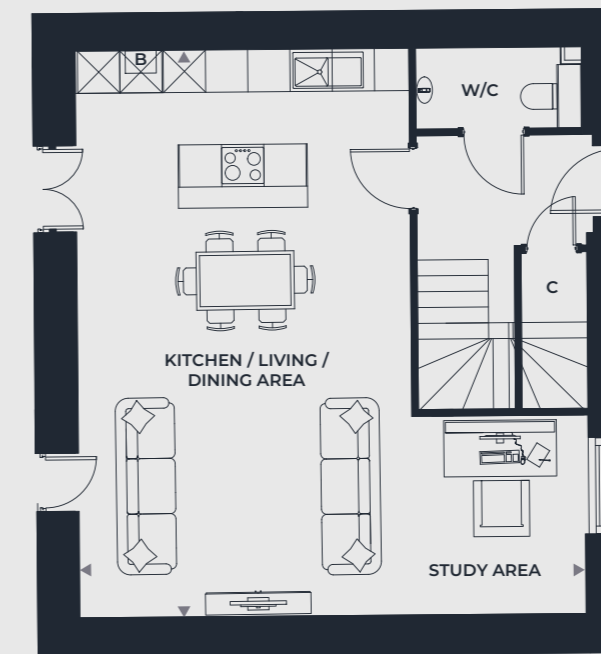
GARDEN TO PLOT 40



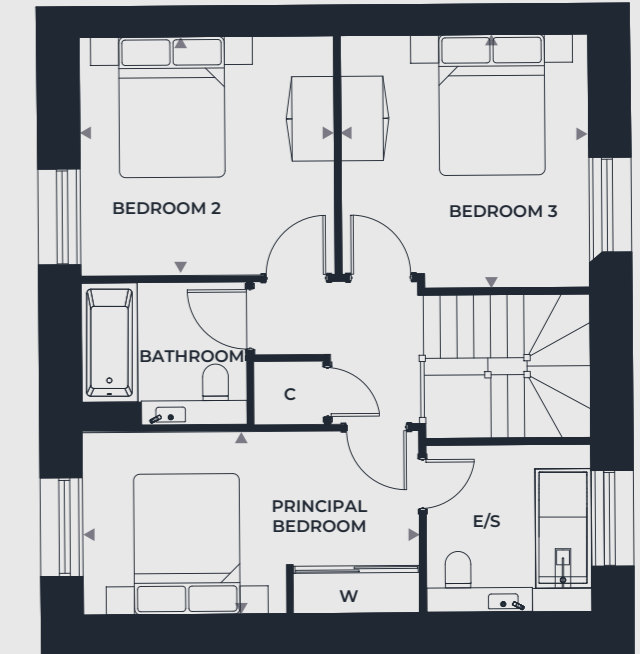
GROUND FLOOR



FIRST FLOOR



GROUND FLOOR



FIRST FLOOR

Kitchen / Living / Dining / Study Area	8.3m x 7.2m	27'3" x 23'6"
Principal Bedroom	4.8m x 3.2m	15'9" x 10'6"
Bedroom 2	3.6m x 2.9m	11'10" x 9'6"
Bedroom 3	3.6m x 2.6m	11'10" x 8'7"

Kitchen / Living / Dining / Study Area	8.2m x 7.2m	28'6" x 26'11"
Principal Bedroom	4.8m x 2.6m	15'9" x 8'6"
Bedroom 2	3.6m x 3.4m	11'10" x 11'2"
Bedroom 3	3.6m x 3.5m	11'10" x 11'6"

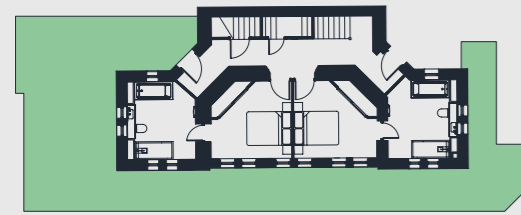


PLOT 41 BEDS 3

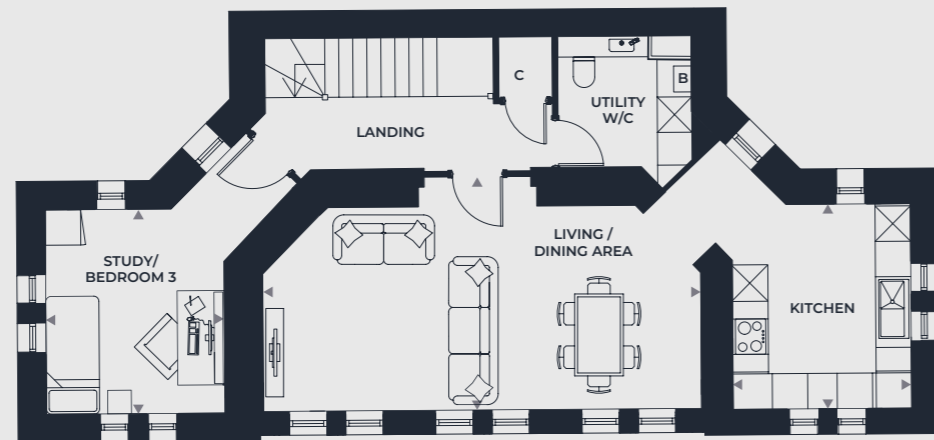
OVERALL SIZE - 141.8 M<sup>2</sup> | 1526 FT<sup>2</sup>  
PLOT 41 IS OVER 2 FLOORS

PLOT 45 BEDS 3

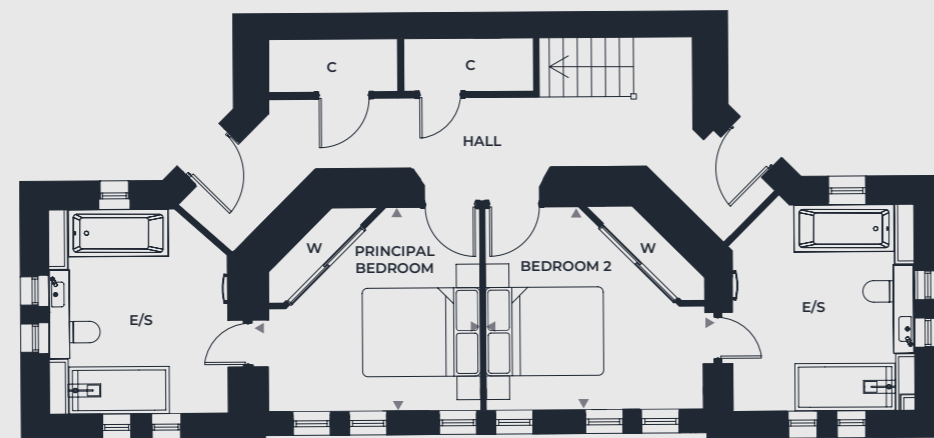
OVERALL SIZE - 126.0 M<sup>2</sup> | 1356 FT<sup>2</sup>  
PLOT 45 IS OVER 2 FLOORS



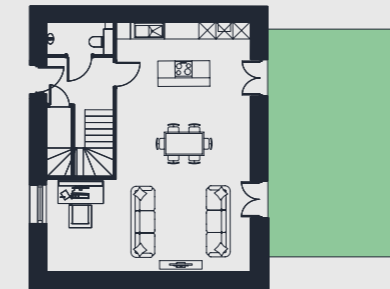
GARDEN TO PLOT 41



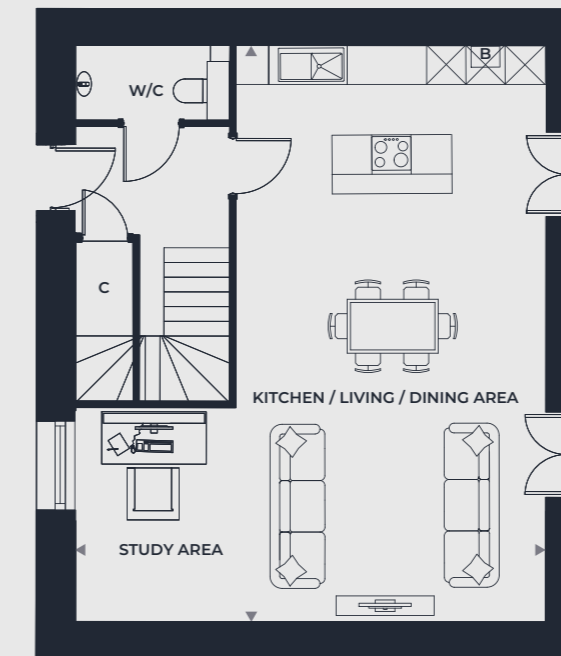
FIRST FLOOR



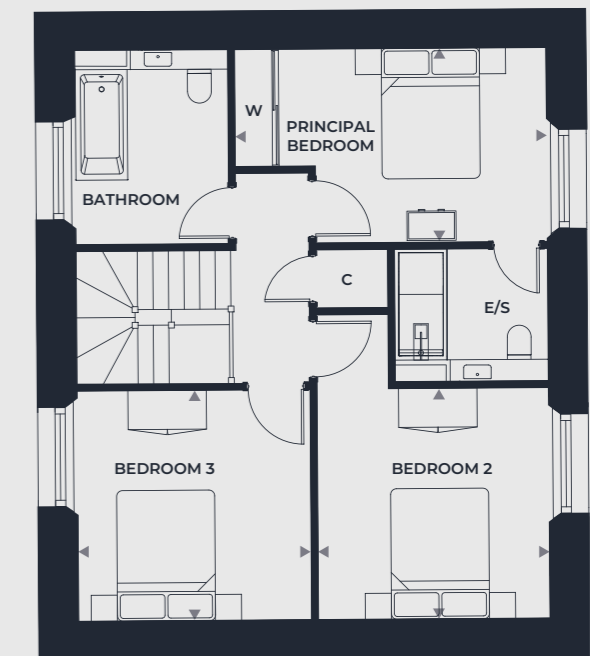
GROUND FLOOR



GARDEN TO PLOT 45



GROUND FLOOR



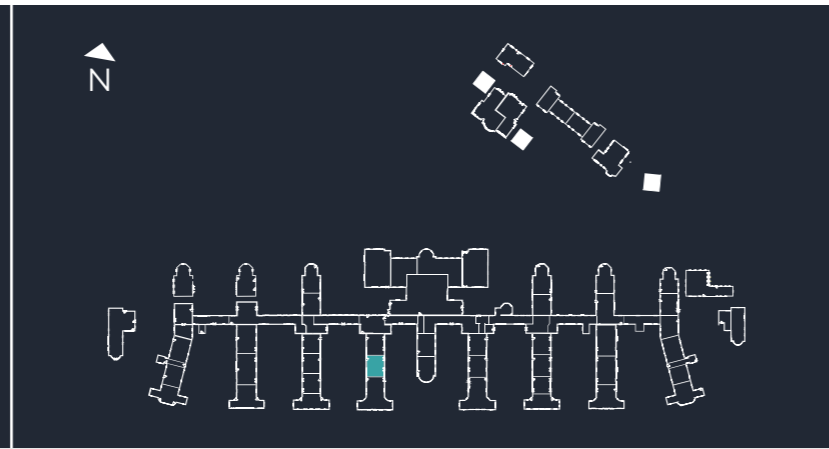
FIRST FLOOR

Kitchen	3.5m x 3.0m	11'6" x 9'10"
Living / Dining Area	7.4m x 3.9m	24'4" x 12'10"
Principal Bedroom	3.6m x 3.5m	11'10" x 11'6"
Bedroom 2	3.7m x 3.5m	12'2" x 11'6"
Study / Bedroom 3	3.5m x 3.0m	11'6" x 9'10"

Kitchen / Living / Dining / Study Area	8.7m x 7.2m	28'6" x 23'6"
Principal Bedroom	4.8m x 3.0m	15'9" x 9'10"
Bedroom 2	3.5m x 3.5m	11'6" x 11'6"
Bedroom 3	3.6m x 3.5m	11'10" x 11'6"

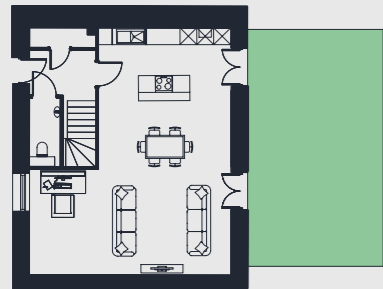
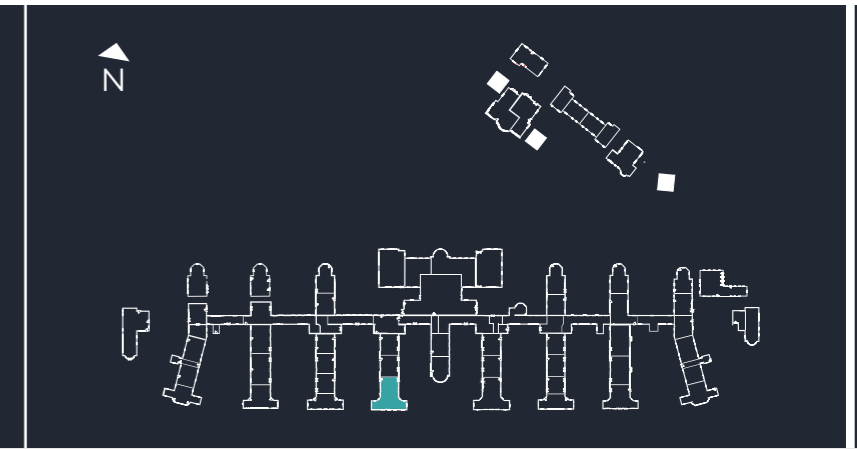
PLOT 46 BEDS 3

OVERALL SIZE - 128.8 M<sup>2</sup> | 1387 FT<sup>2</sup>  
PLOT 46 IS OVER 2 FLOORS

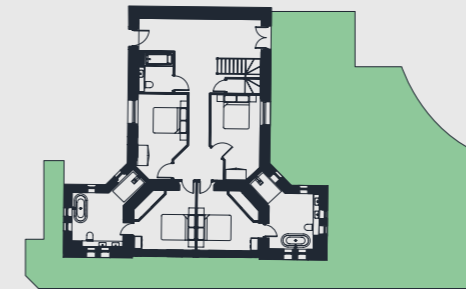


PLOT 47 BEDS 4

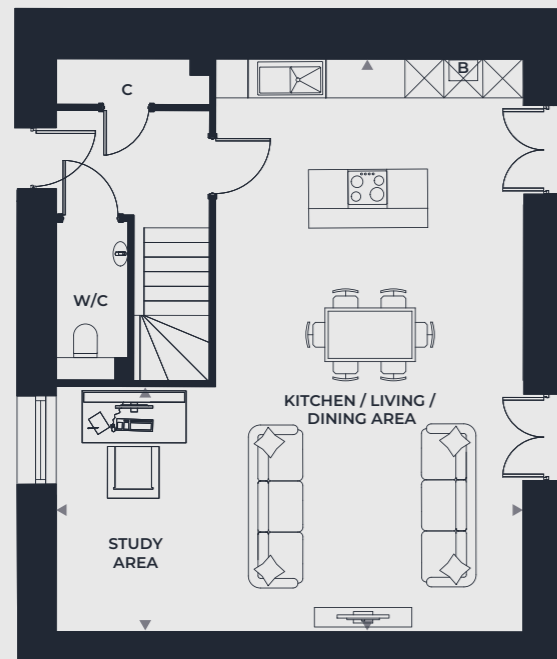
OVERALL SIZE - 214.5 M<sup>2</sup> | 2308 FT<sup>2</sup>  
PLOT 47 IS OVER 2 FLOORS



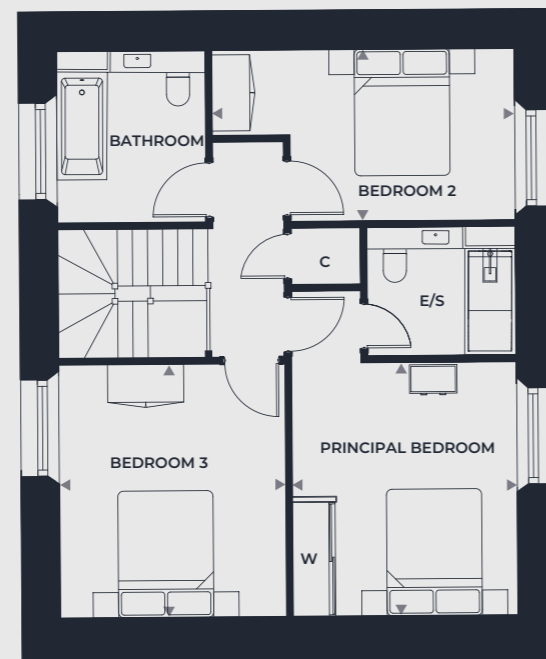
GARDEN TO PLOT 46



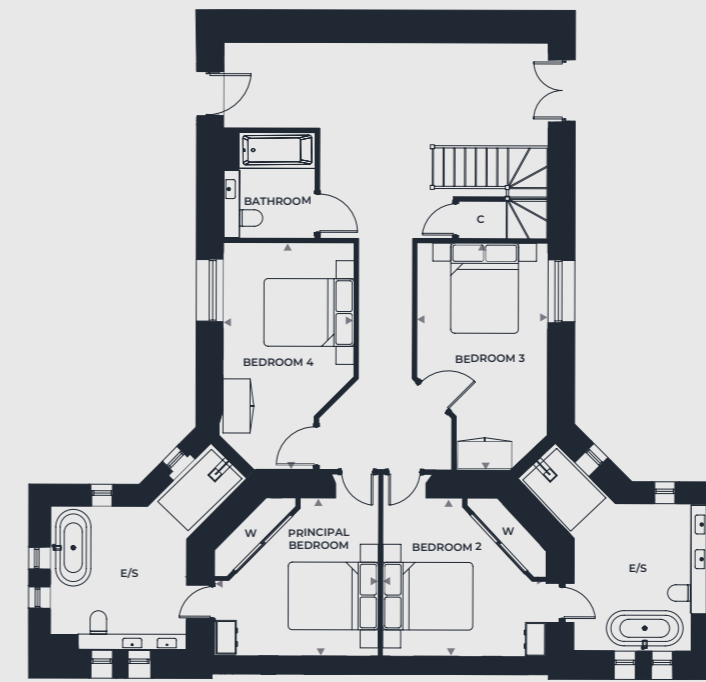
GARDEN TO PLOT 47



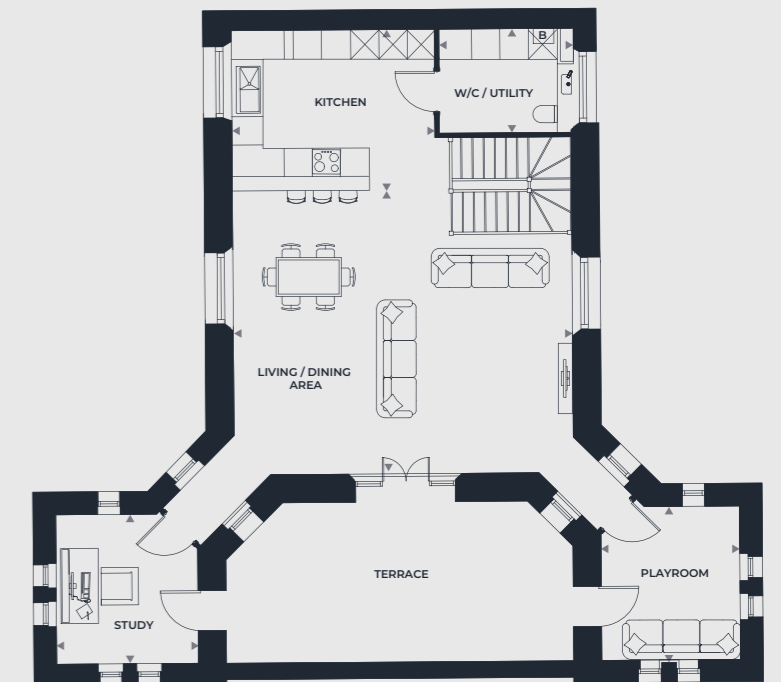
GROUND FLOOR



FIRST FLOOR



GROUND FLOOR



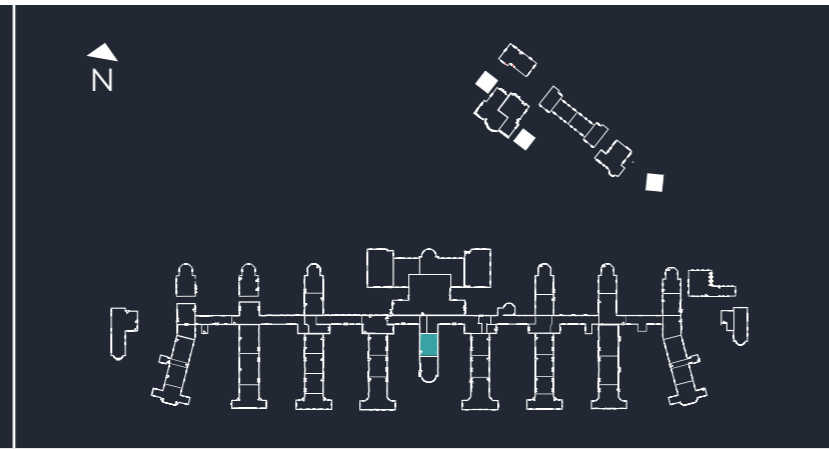
FIRST FLOOR

Kitchen / Living / Dining / Study Area	8.9m x 7.2m	29'4" x 23'7"
Principal Bedroom	4.0m x 3.6m	13'1" x 11'10"
Bedroom 2	4.8m x 2.7m	15'9" x 8'11"
Bedroom 3	4.0m x 3.6m	13'1" x 11'10"

Kitchen	4.3m x 3.4m	14'2" x 11'2"
Living / Dining Area	7.2m x 6.0m	23'7" x 19'8"
Utility	2.8m x 2.2m	9'2" x 7'3"
Study	3.2m x 3.0m	10'6" x 9'10"
Playroom	3.3m x 2.9m	10'8" x 9'6"
Principal Bedroom	3.6m x 3.5m	11'10" x 11'6"
Bedroom 2	3.7m x 3.5m	12'2" x 11'6"
Bedroom 3	5.0m x 2.9m	16'6" x 9'6"
Bedroom 4	5.0m x 2.9m	16'6" x 9'6"
Terrace	7.4m x 3.4m	24'3" x 11'2"

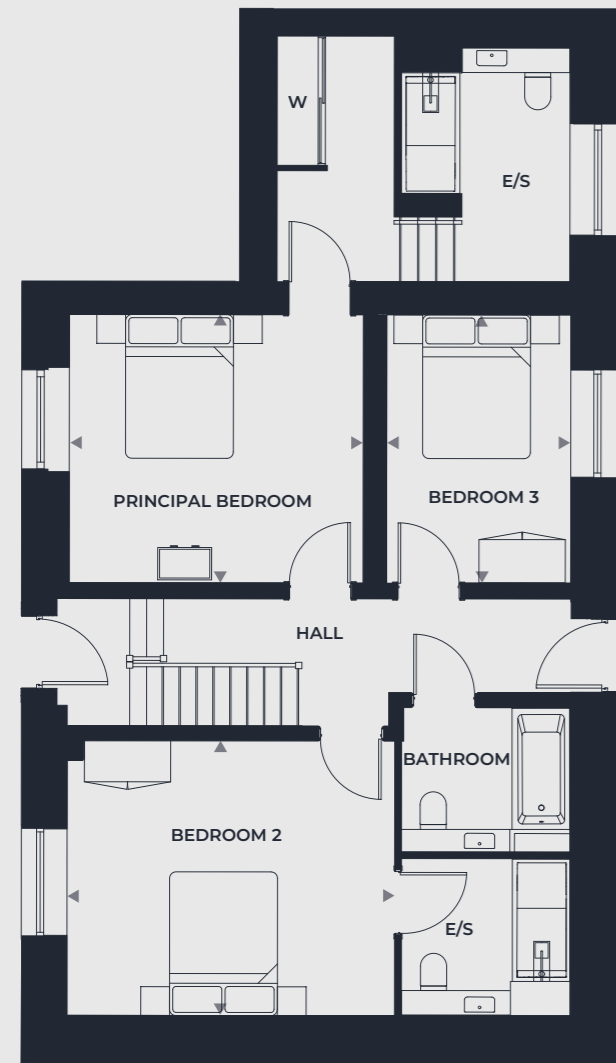
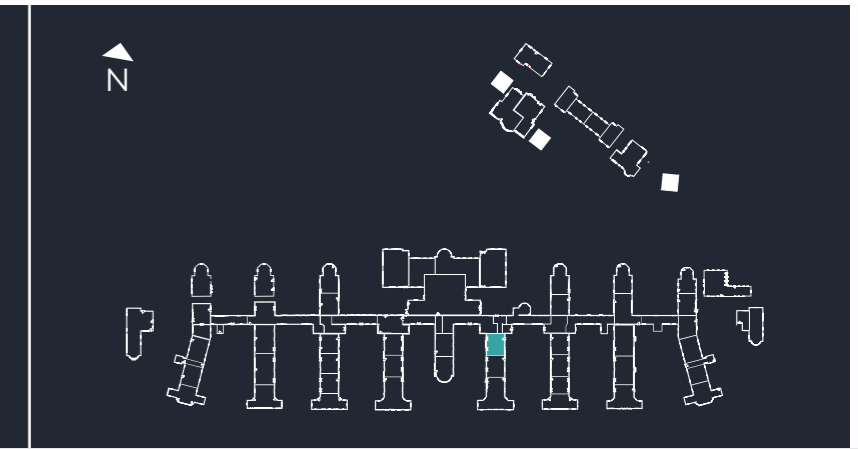
PLOT 49    BEDS 3

OVERALL SIZE - 152.2 M<sup>2</sup> | 1638 FT<sup>2</sup>  
PLOT 49 IS OVER 2 FLOORS

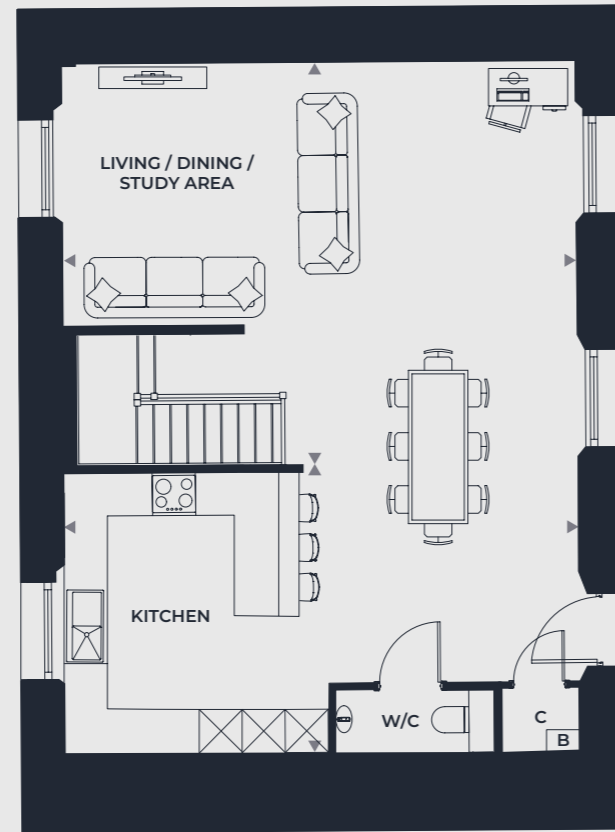


PLOT 53    BEDS 3

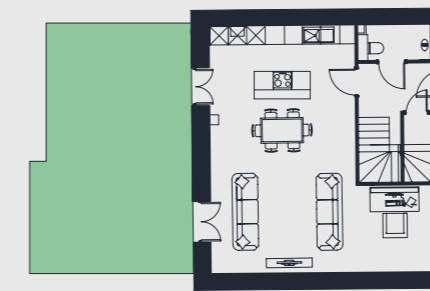
OVERALL SIZE - 128.0 M<sup>2</sup> | 1378 FT<sup>2</sup>  
PLOT 53 IS OVER 2 FLOORS



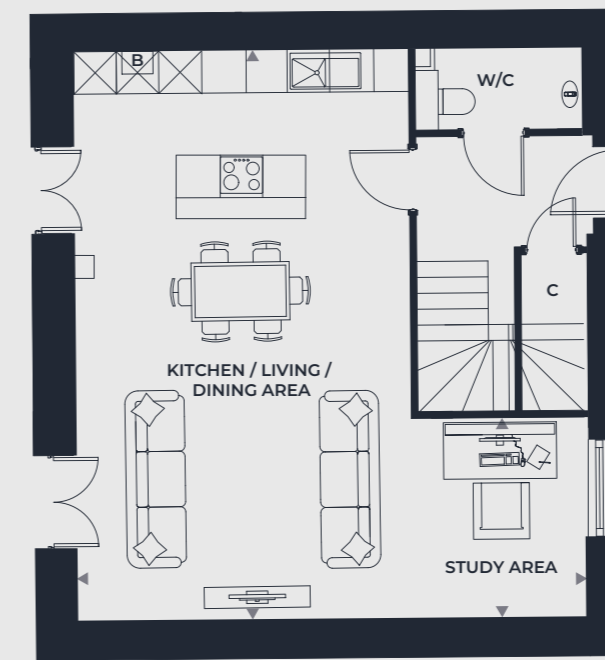
LOWER GROUND FLOOR



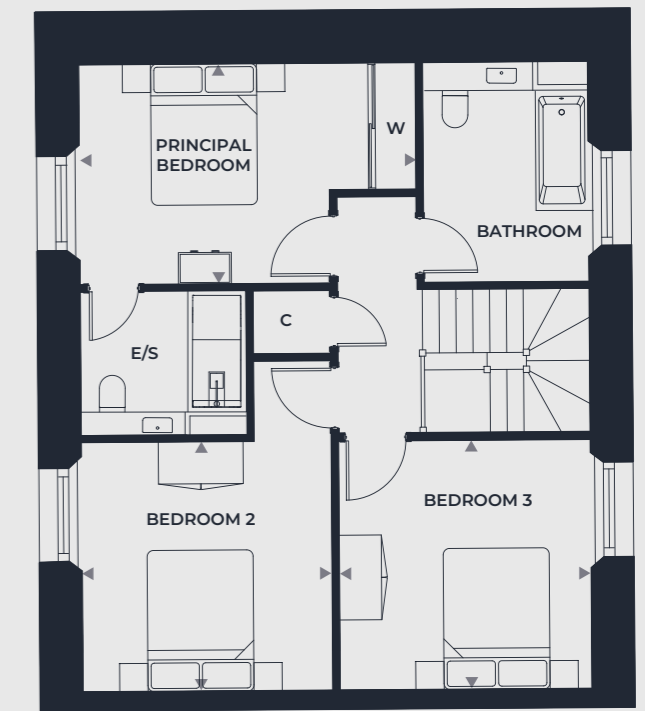
GROUND FLOOR



GARDEN TO PLOT 53



GROUND FLOOR



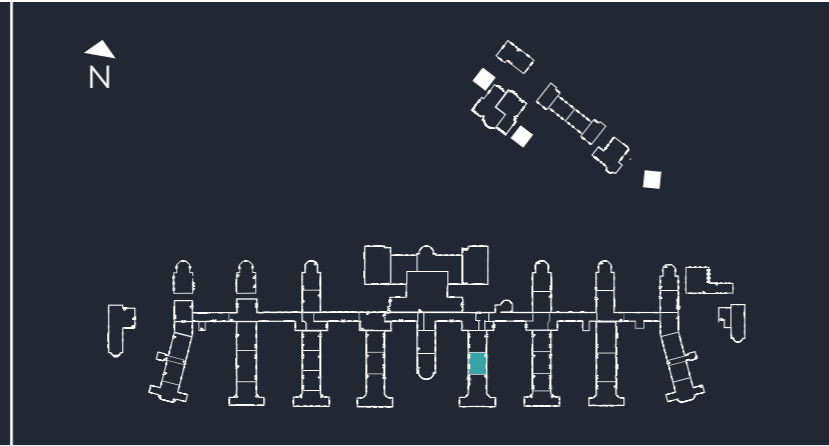
FIRST FLOOR

Kitchen	7.2m x 3.9m	23'7" x 12'10"
Living / Dining / Study Area	7.2m x 5.6m	23'7" x 18'4"
Principal Bedroom	4.1m x 3.7m	13'7" x 12'2"
Bedroom 2	4.5m x 3.8m	14'11" x 12'6"
Bedroom 3	3.7m x 2.6m	12'2" x 8'7"

Kitchen / Living / Dining / Study Area	8.8m x 7.2m	29'0" x 23'8"
Principal Bedroom	4.8m x 3.1m	15'9" x 10'2"
Bedroom 2	3.6m x 3.5m	11'10" x 11'6"
Bedroom 3	3.6m x 3.5m	11'10" x 11'6"

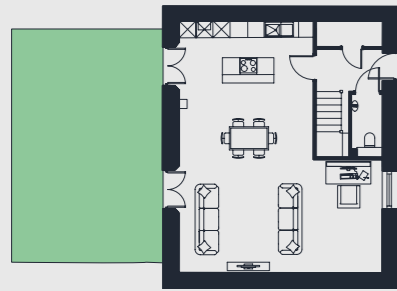
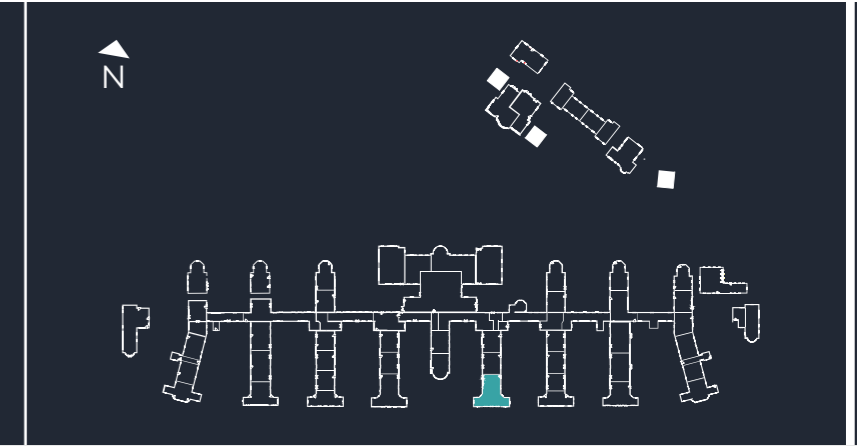
PLOT 54 BEDS 3

OVERALL SIZE - 129.0 M<sup>2</sup> | 1388 FT<sup>2</sup>  
PLOT 54 IS OVER 2 FLOORS

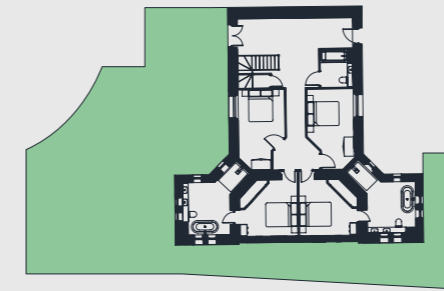


PLOT 55 BEDS 4

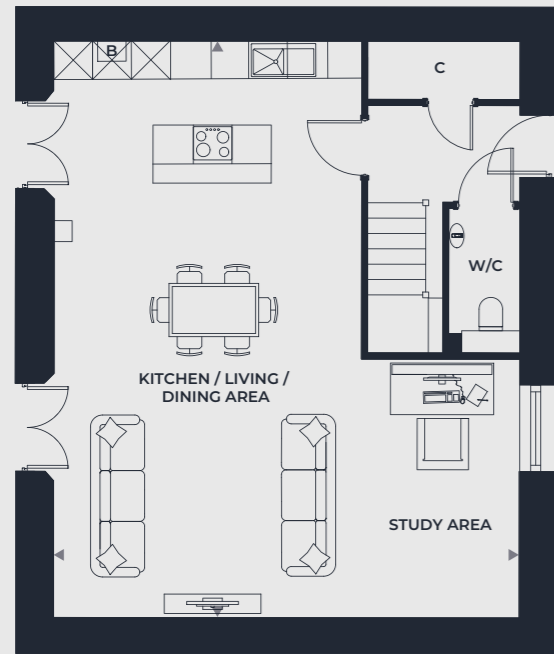
OVERALL SIZE - 216.6 M<sup>2</sup> | 2331 FT<sup>2</sup>  
PLOT 55 IS OVER 2 FLOORS



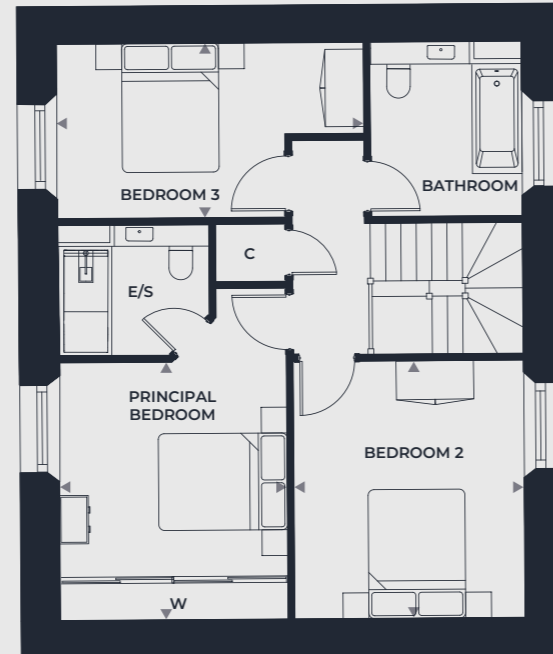
GARDEN TO PLOT 54



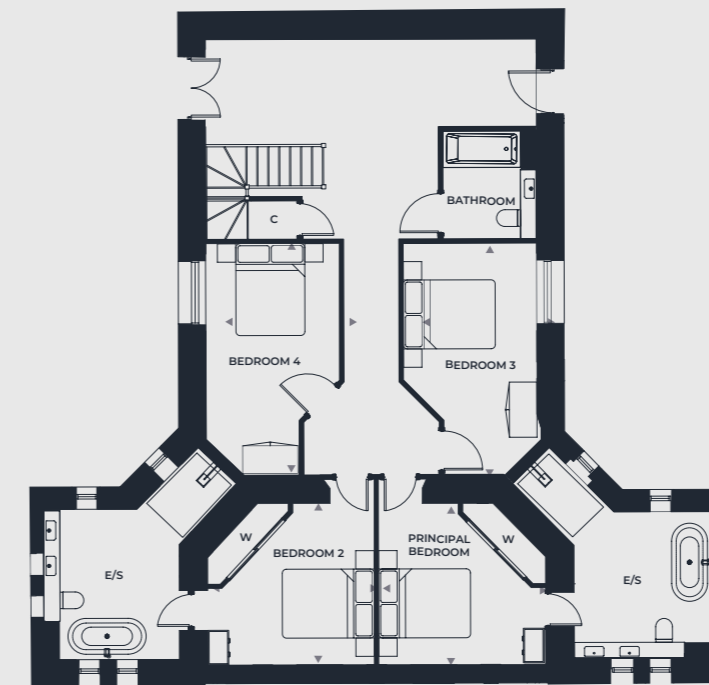
GARDEN TO PLOT 55



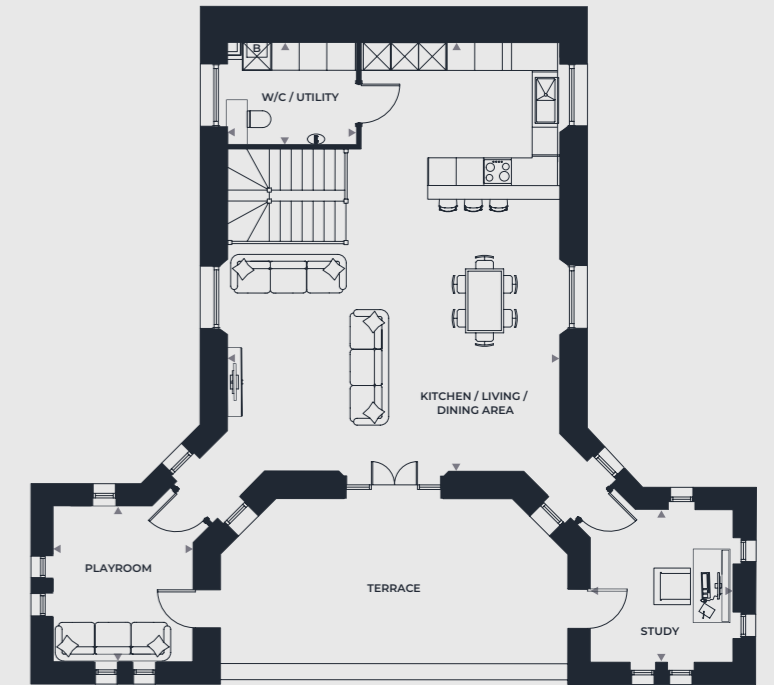
GROUND FLOOR



FIRST FLOOR



GROUND FLOOR



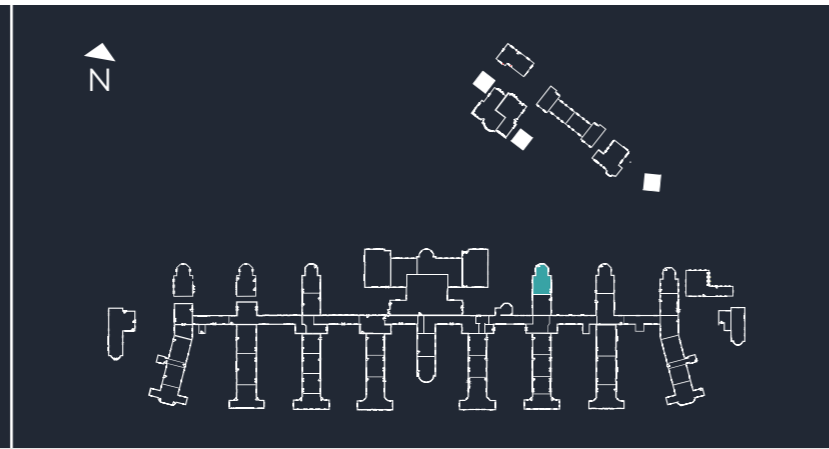
FIRST FLOOR

Kitchen / Living / Dining / Study Area	8.9m x 7.2m	29'2" x 23'7"
Principal Bedroom	4.0m x 3.5m	13'1" x 11'6"
Bedroom 2	4.0m x 3.6m	13'1" x 11'10"
Bedroom 3	4.8m x 2.7m	15'9" x 8'11"

Kitchen / Living / Dining Area	9.3m x 7.2m	30'5" x 23'8"
Utility	2.8m x 2.2m	9'2" x 7'3"
Study	3.3m x 3.1m	10'11" x 10'2"
Playroom	3.4m x 3.1m	11'1" x 10'2"
Principal Bedroom	3.6m x 3.4m	11'10" x 11'2"
Bedroom 2	3.6m x 3.4m	11'10" x 11'2"
Bedroom 3	5.0m x 2.9m	16'6" x 9'6"
Bedroom 4	5.0m x 2.9m	16'6" x 9'6"
Terrace	7.5m x 3.6m	24'9" x 11'10"

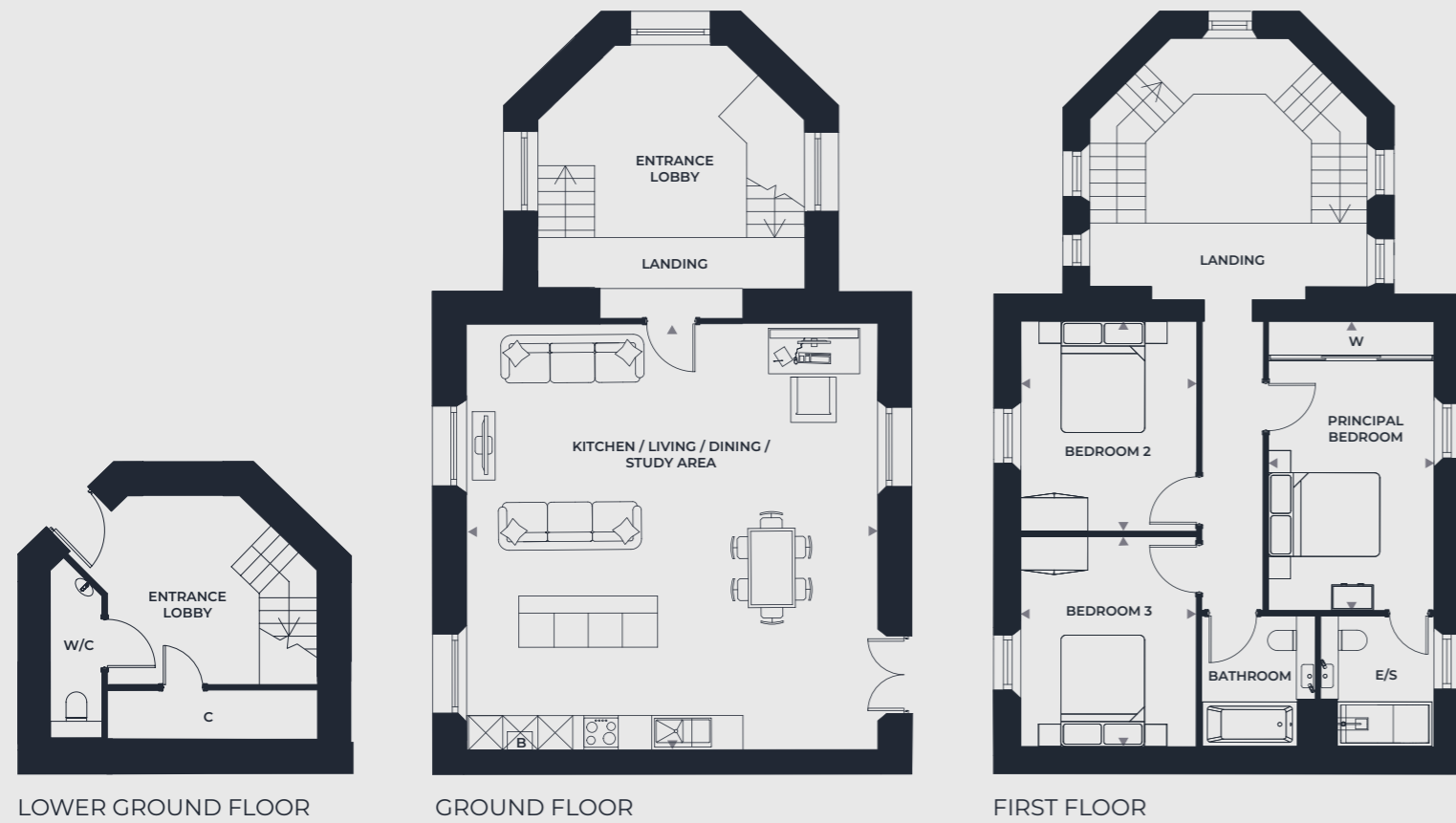
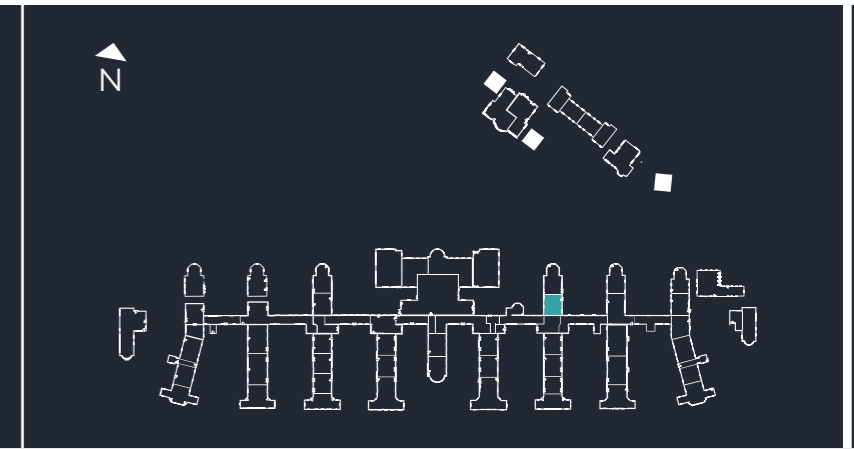
PLOT 59  
BEDS 3

OVERALL SIZE - 152.7 M<sup>2</sup> | 1644 FT<sup>2</sup>  
PLOT 59 IS OVER 3 FLOORS



PLOT 60  
BEDS 3

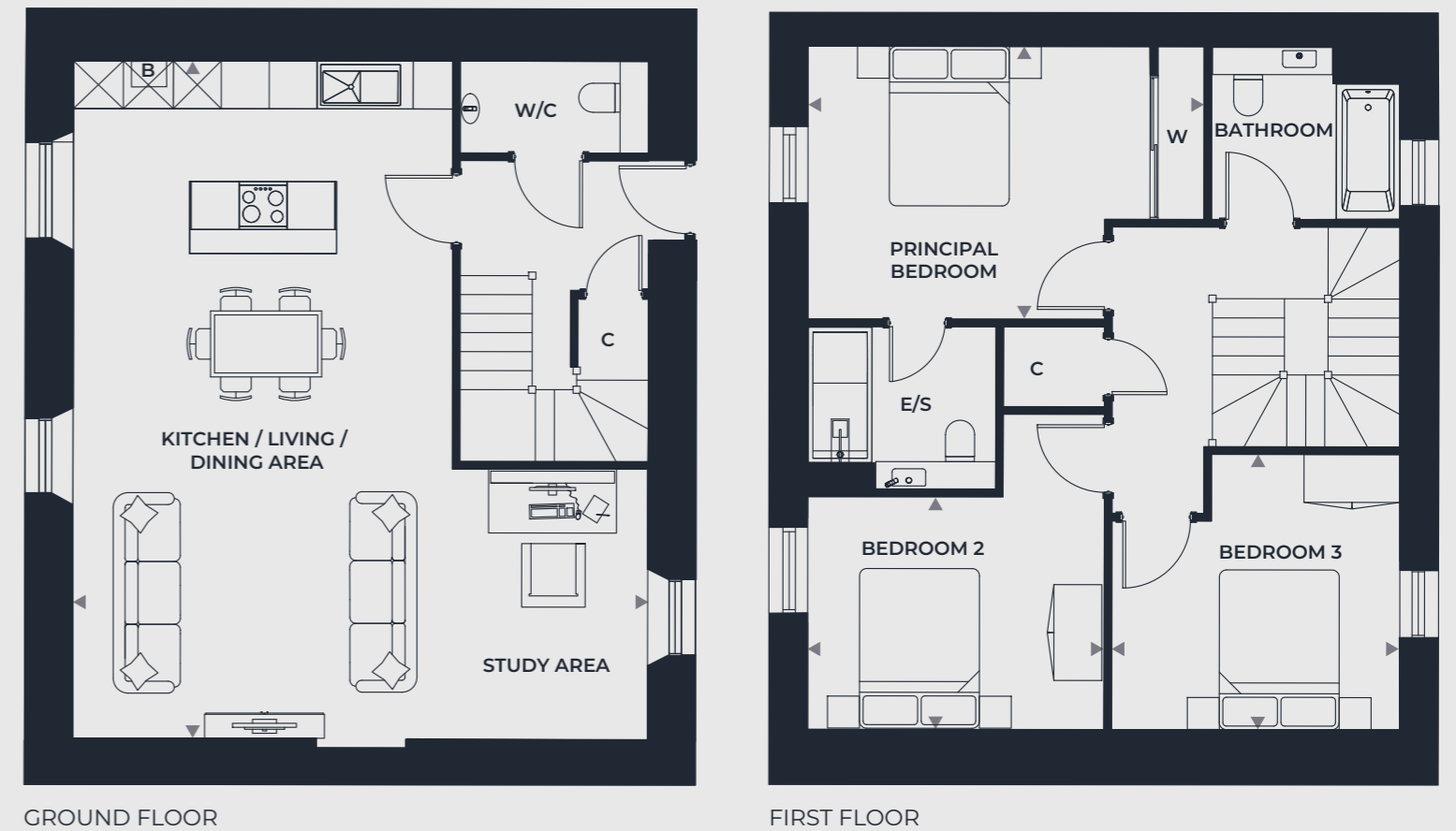
OVERALL SIZE - 124.5 M<sup>2</sup> | 1341 FT<sup>2</sup>  
PLOT 60 IS OVER 2 FLOORS



LOWER GROUND FLOOR

GROUND FLOOR

FIRST FLOOR



GROUND FLOOR

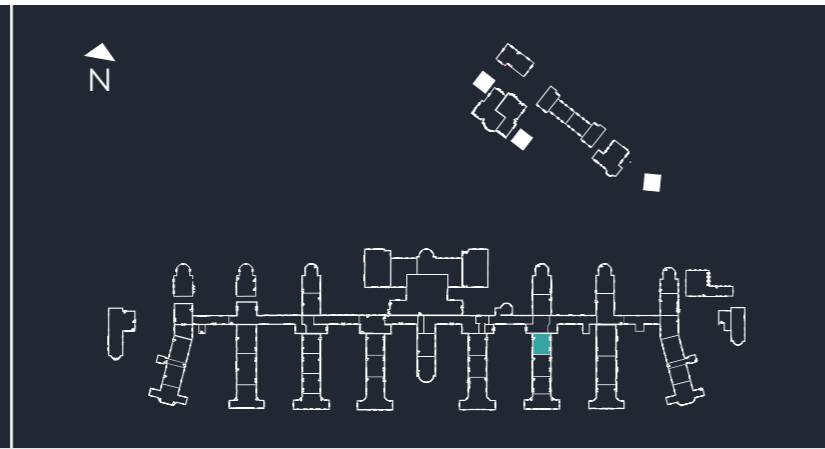
FIRST FLOOR

Kitchen / Living / Dining / Study Area	7.7m x 7.2m	25'2" x 23'9"
Principal Bedroom	5.2m x 2.9m	17'1" x 9'6"
Bedroom 2	3.7m x 3.2m	12'2" x 10'6"
Bedroom 3	3.8m x 3.1m	12'6" x 10'2"

Kitchen / Living / Dining / Study Area	8.5m x 7.2m	27'11" x 23'7"
Principal Bedroom	4.9m x 3.4m	16'2" x 11'2"
Bedroom 2	3.7m x 2.9m	12'2" x 9'6"
Bedroom 3	3.6m x 3.4m	11'10" x 11'2"

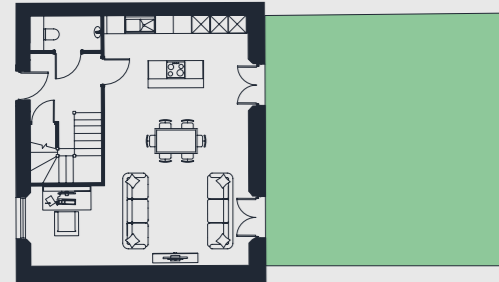
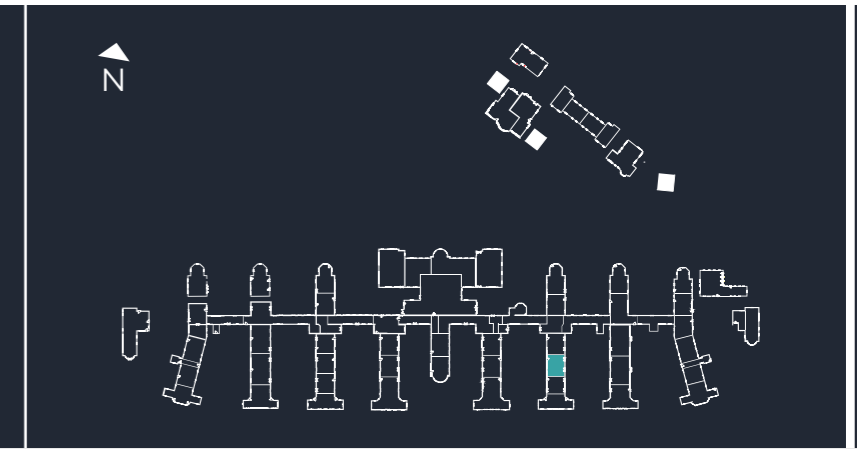
PLOT 61 BEDS 3

OVERALL SIZE - 117.9 M<sup>2</sup> | 1269 FT<sup>2</sup>  
PLOT 61 IS OVER 2 FLOORS

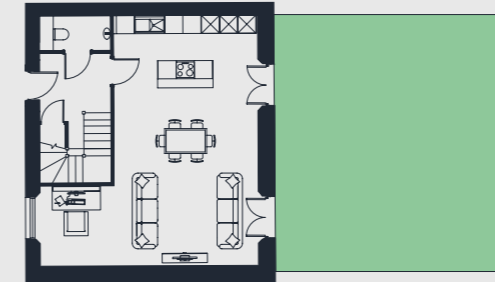


PLOT 62 BEDS 3

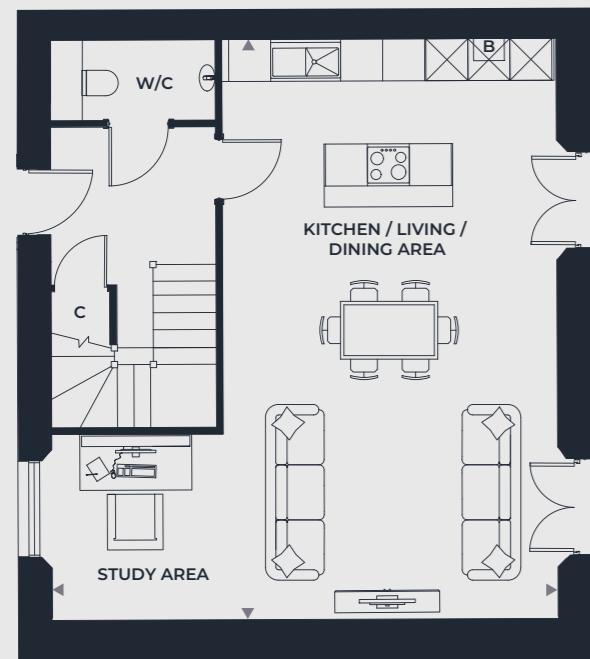
OVERALL SIZE - 118.6 M<sup>2</sup> | 1277 FT<sup>2</sup>  
PLOT 62 IS OVER 2 FLOORS



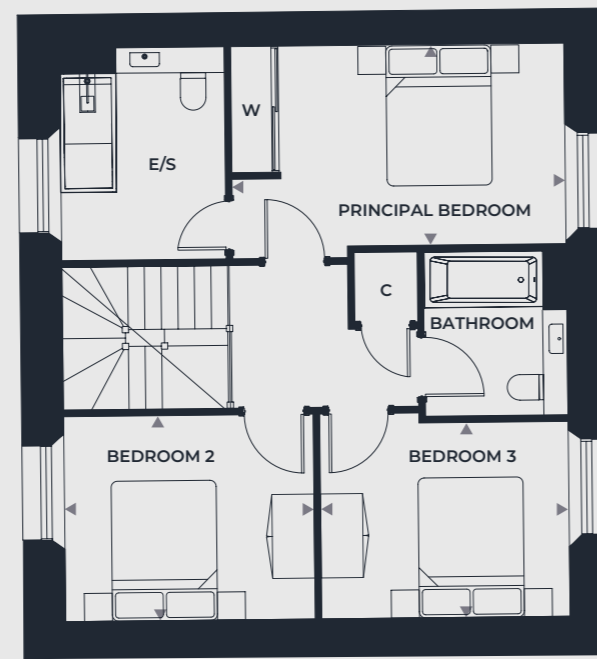
GARDEN TO PLOT 61



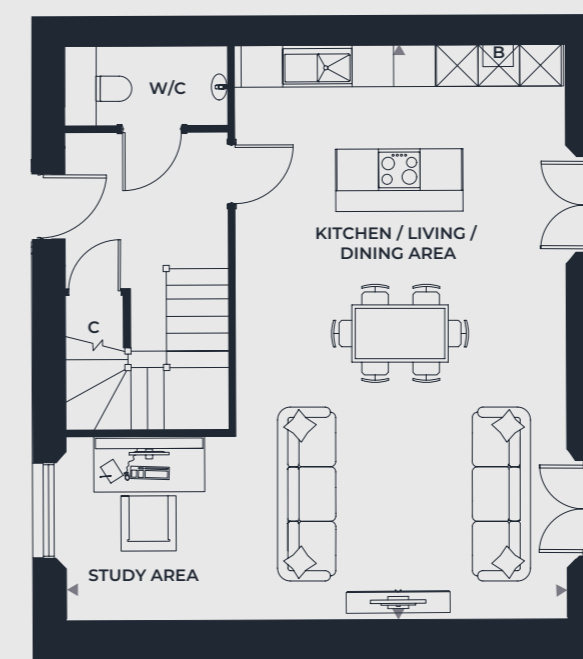
GARDEN TO PLOT 62



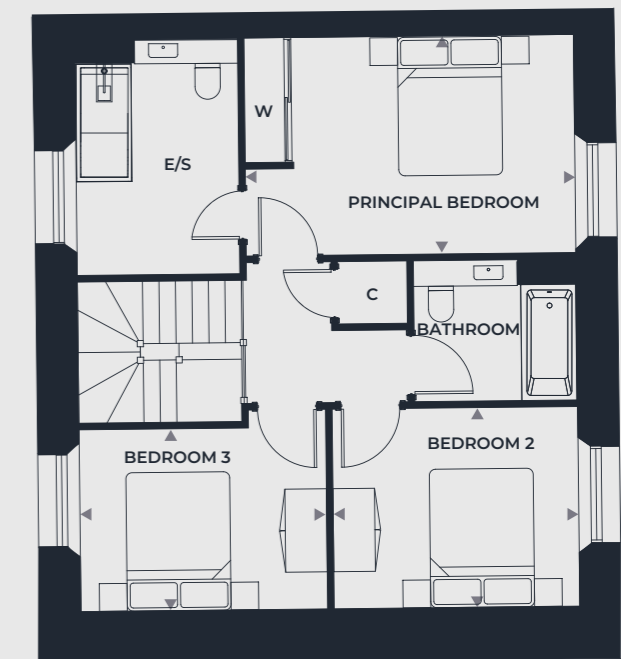
GROUND FLOOR



FIRST FLOOR



GROUND FLOOR



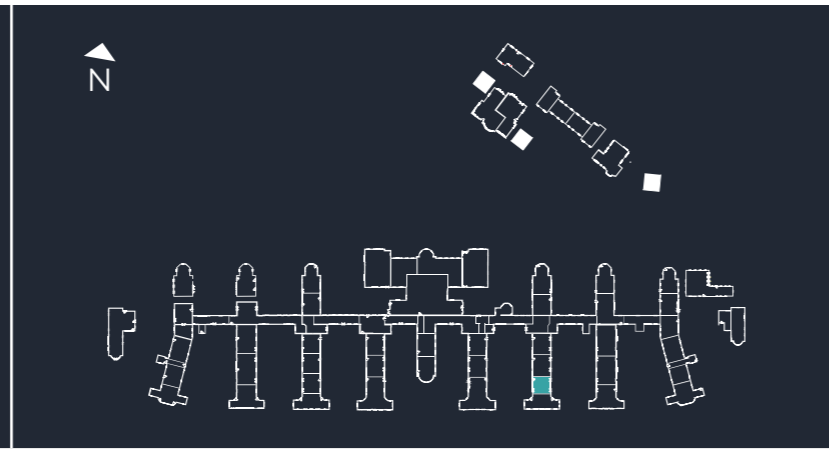
FIRST FLOOR

Kitchen / Living / Dining / Study Area	8.5m x 7.2m	27'11" x 23'7"
Principal Bedroom	4.7m x 2.8m	15'7" x 9'2"
Bedroom 2	3.6m x 2.9m	11'10" x 9'6"
Bedroom 3	3.5m x 2.8m	11'6" x 9'2"

Kitchen / Living / Dining / Study Area	8.5m x 7.2m	27'11" x 23'7"
Principal Bedroom	4.8m x 3.2m	15'9" x 10'6"
Bedroom 2	3.5m x 2.9m	11'6" x 9'6"
Bedroom 3	3.6m x 2.6m	11'10" x 8'7"

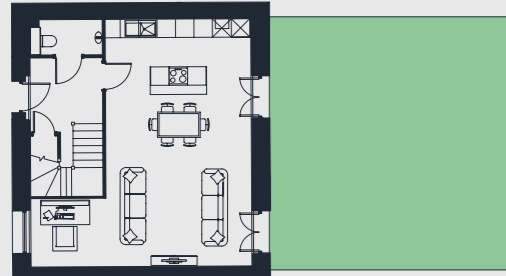
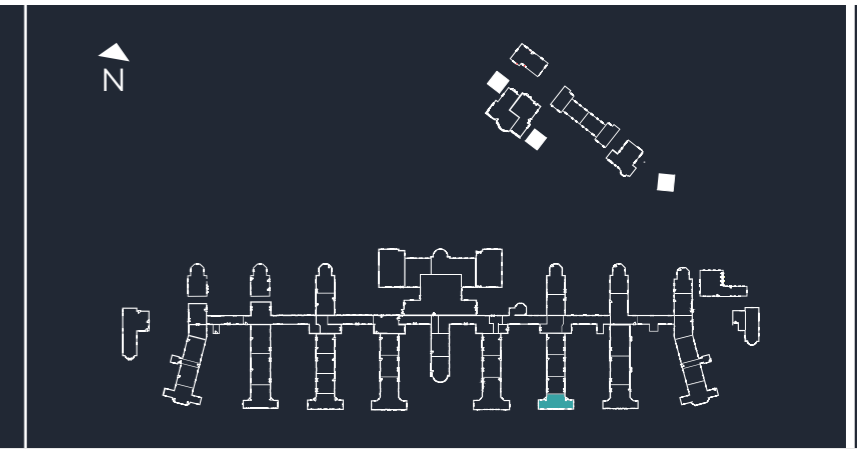
PLOT 63 BEDS 3

OVERALL SIZE - 118.3 M<sup>2</sup> | 1273 FT<sup>2</sup>  
PLOT 63 IS OVER 2 FLOORS

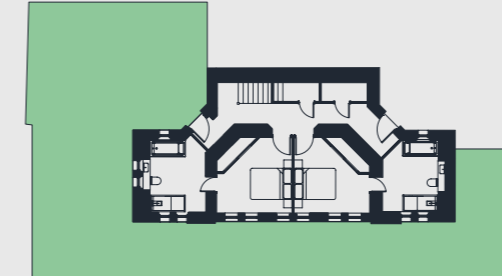


PLOT 64 BEDS 3

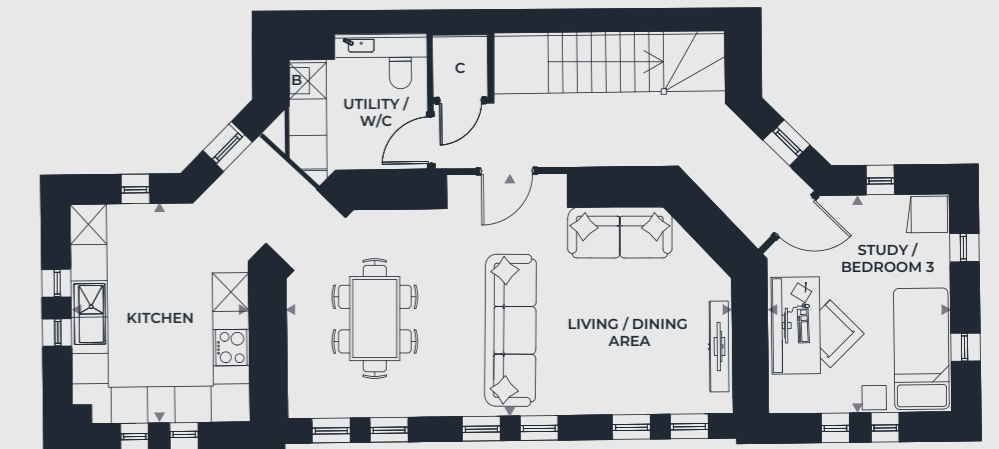
OVERALL SIZE - 139.2 M<sup>2</sup> | 1498 FT<sup>2</sup>  
PLOT 64 IS OVER 2 FLOORS



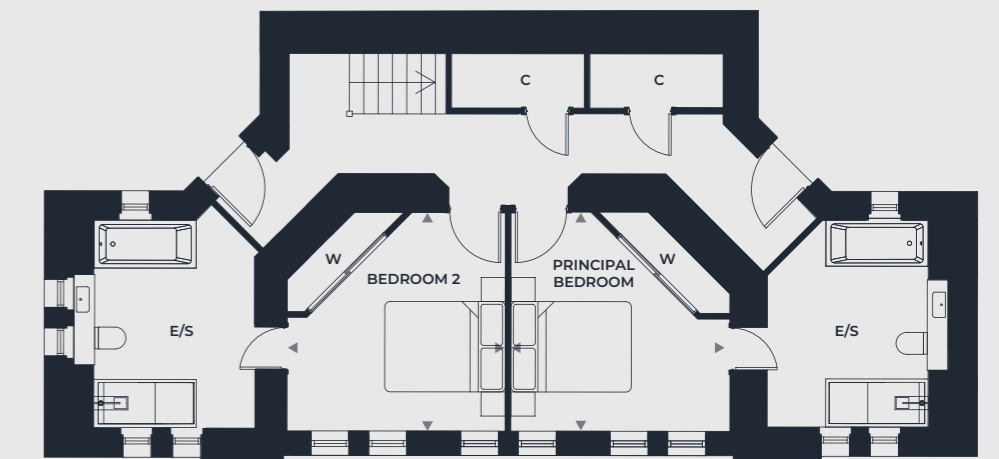
GARDEN TO PLOT 63



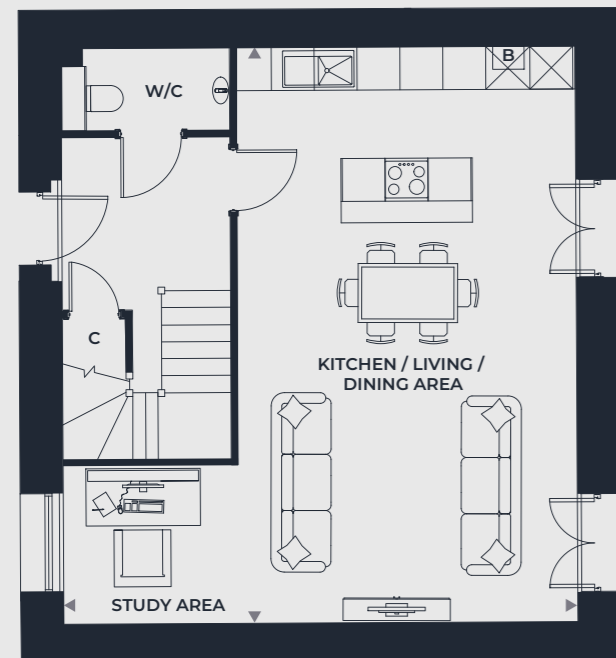
GARDEN TO PLOT 64



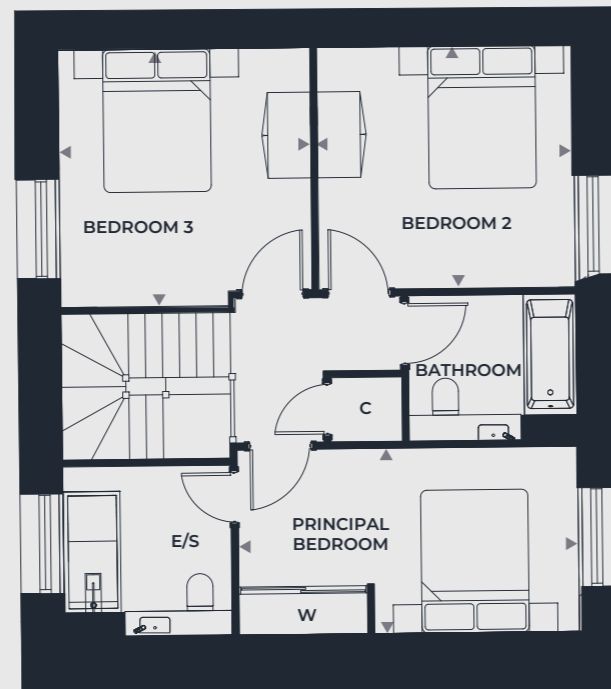
FIRST FLOOR



GROUND FLOOR



GROUND FLOOR



FIRST FLOOR

Kitchen / Living / Dining / Study Area	8.2m x 7.2m	26'11" x 23'6"
Principal Bedroom	4.8m x 2.6m	15'9" x 8'6"
Bedroom 2	3.6m x 3.4m	11'10" x 11'1"
Bedroom 3	3.6m x 3.5m	11'10" x 11'6"

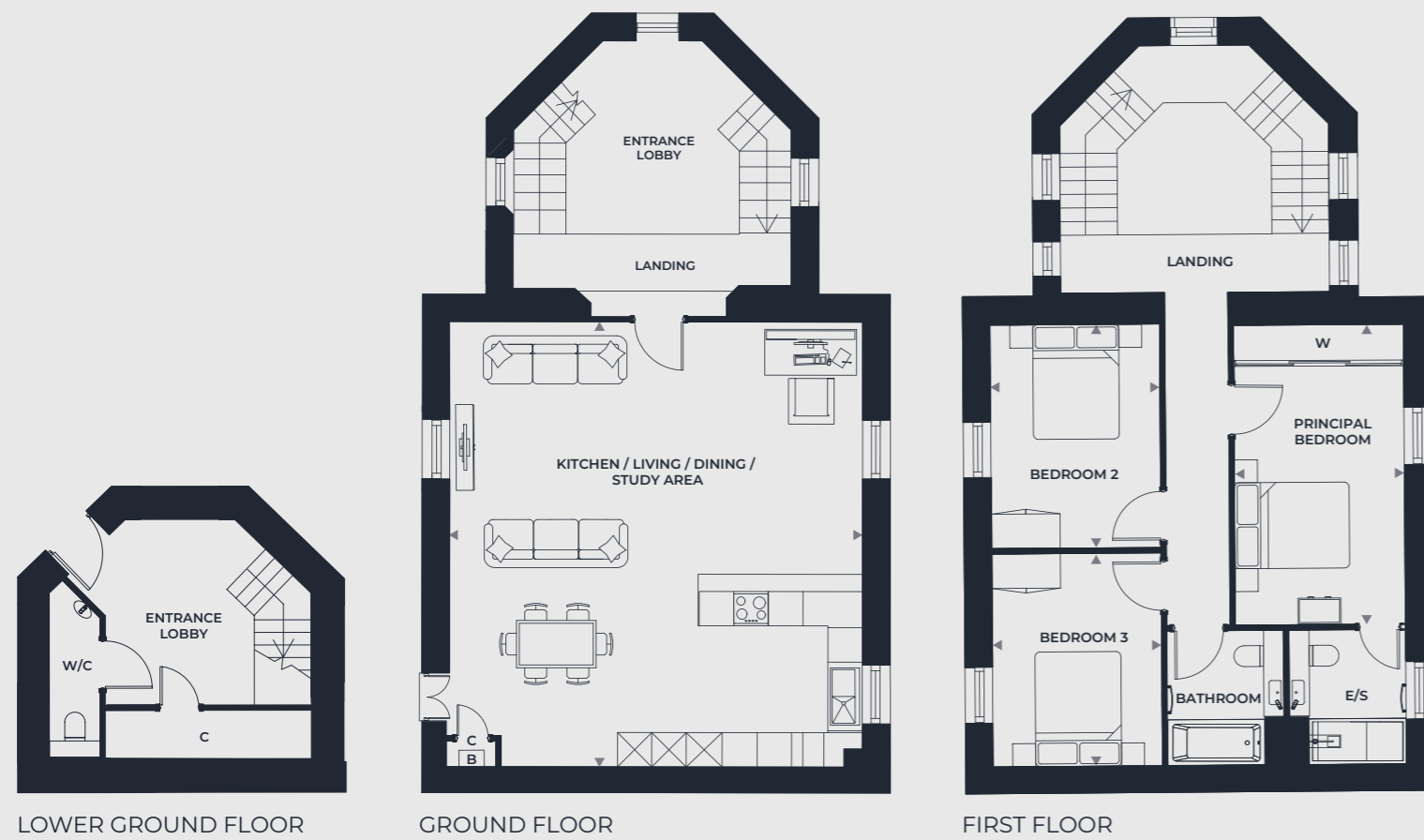
Kitchen	3.6m x 2.9m	11'10" x 9'6"
Living / Dining Area	7.4m x 3.4m	24'2" x 11'1"
Utility	2.2m x 2.2m	7'3" x 7'3"
Study / Bedroom 3	3.6m x 3.0m	11'10" x 9'10"
Principal Bedroom	3.6m x 3.6m	11'10" x 11'10"
Bedroom 2	3.6m x 3.6m	11'10" x 11'10"

PLOT 66 BEDS 3

OVERALL SIZE - 150.3 M<sup>2</sup> | 1618 FT<sup>2</sup>  
PLOT 66 IS OVER 3 FLOORS

PLOT 67 BEDS 4

OVERALL SIZE - 176.0 M<sup>2</sup> | 1894 FT<sup>2</sup>  
PLOT 67 IS OVER 2 FLOORS



Kitchen / Living / Dining / Study Area	7.8m x 7.2m	25'8" x 23'8"
Principal Bedroom	5.2m x 3.0m	17'2" x 9'10"
Bedroom 2	3.9m x 3.0m	12'10" x 9'10"
Bedroom 3	3.7m x 3.0m	12'2" x 9'10"

Kitchen / Living / Dining / Study Area	8.5m x 7.2m	27'9" x 23'7"
Principal Bedroom	4.3m x 3.2m	14'1" x 10'6"
Bedroom 2	4.1m x 2.9m	13'4" x 9'6"
Bedroom 3	3.6m x 3.2m	11'10" x 10'6"
Bedroom 4	3.0m x 2.8m	9'10" x 9'1"

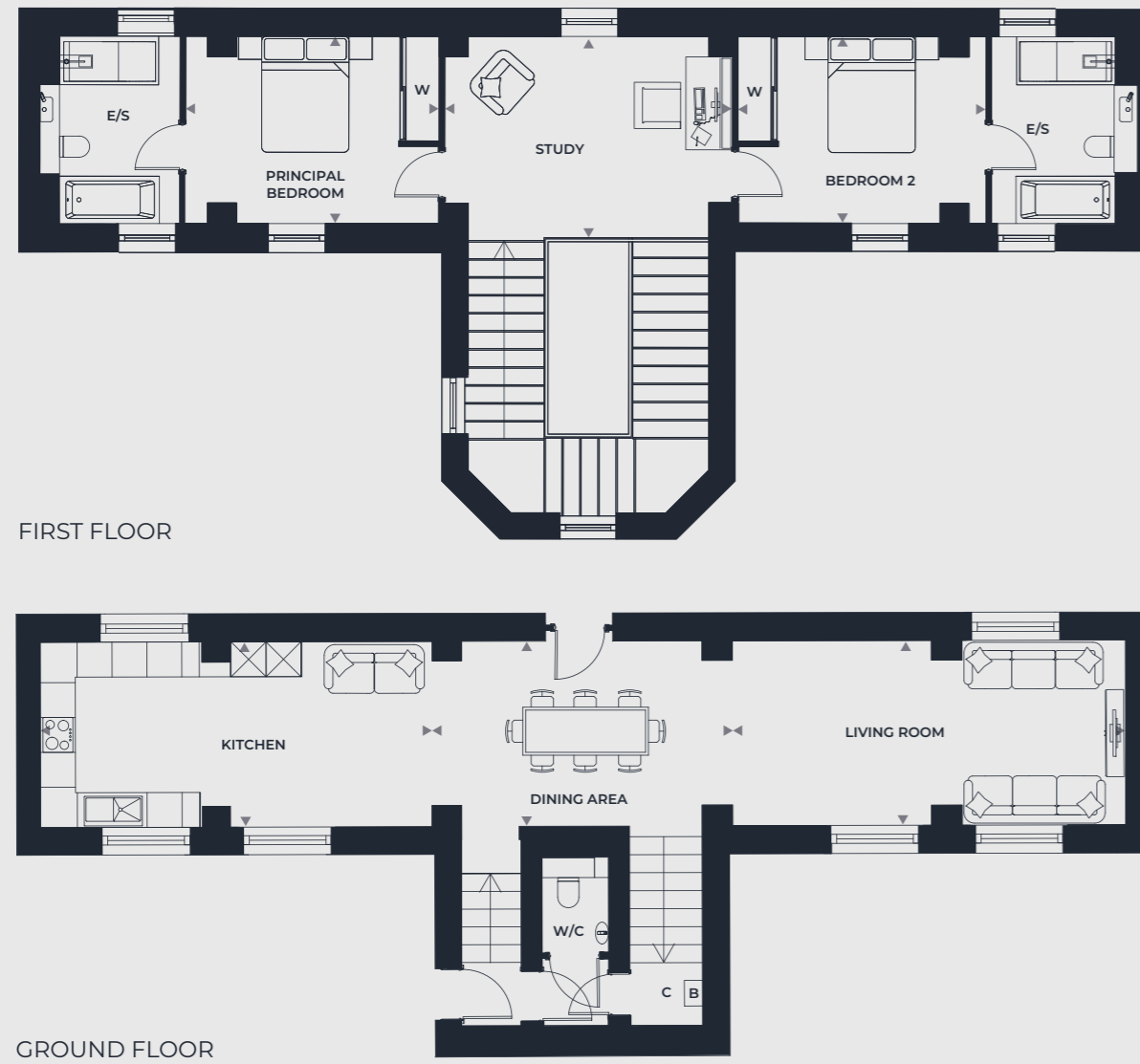


PLOT 71 BEDS 2

OVERALL SIZE - 151.0 M<sup>2</sup> | 1625 FT<sup>2</sup>  
PLOT 71 IS OVER 2 FLOORS

PLOT 72 BEDS 2

OVERALL SIZE - 124.2 M<sup>2</sup> | 1337 FT<sup>2</sup>  
PLOT 72 IS OVER 3 FLOORS

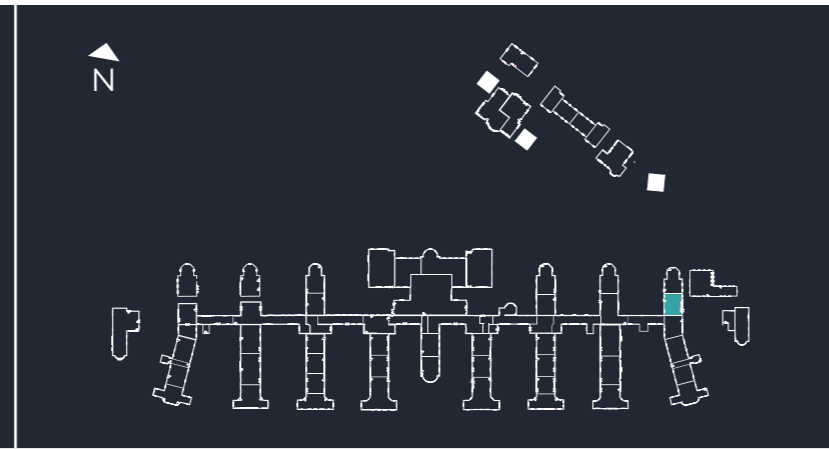


Kitchen	6.7m x 3.2m	22'1" x 10'6"
Living Room	6.8m x 3.2m	22'3" x 10'6"
Dining Area	5.1m x 3.2m	16'7" x 10'6"
Study	5.0m x 3.5m	16'3" x 11'6"
Principal Bedroom	4.3m x 3.2m	14'2" x 10'6"
Bedroom 2	4.2m x 3.2m	13'11" x 10'6"

Kitchen	3.7m x 2.7m	12'2" x 9'0"
Living / Dining / Study Area	7.2m x 6.0m	23'8" x 19'7"
Principal Bedroom	3.8m x 3.0m	12'6" x 9'10"
Bedroom 2	3.8m x 2.9m	12'6" x 9'6"

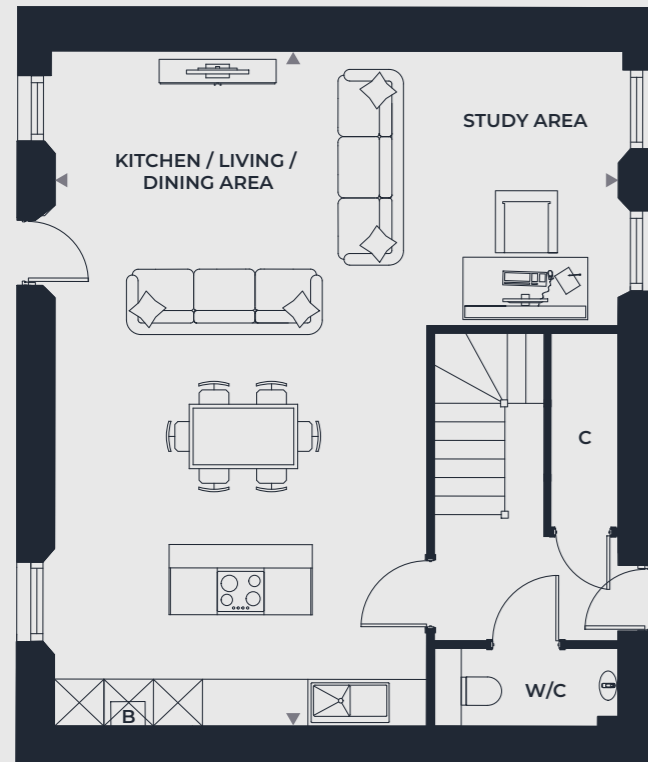
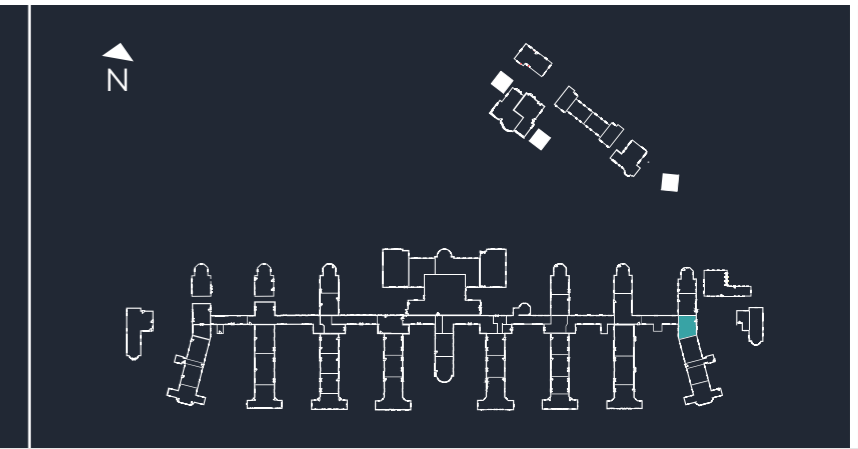
PLOT 73 BEDS 3

OVERALL SIZE - 125.6 M<sup>2</sup> | 1352 FT<sup>2</sup>  
PLOT 73 IS OVER 2 FLOORS

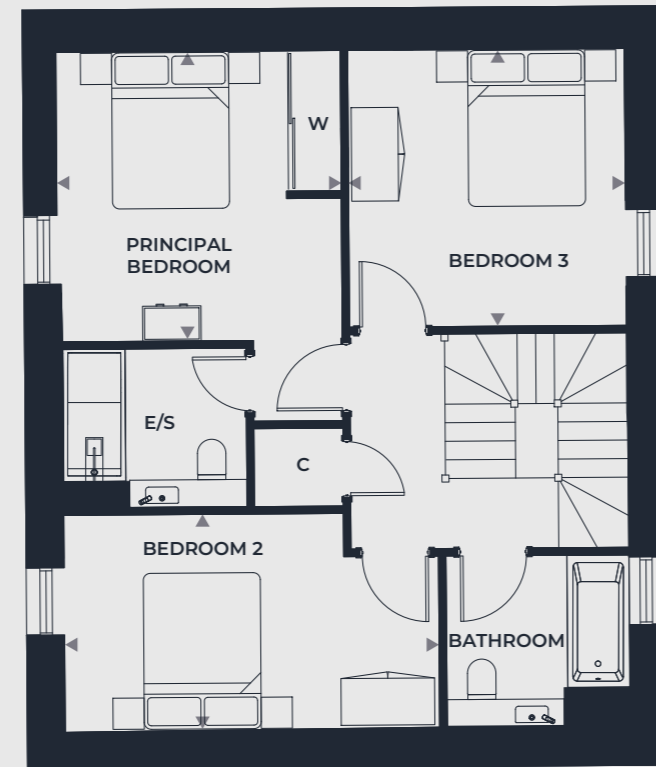


PLOT 74 BEDS 2

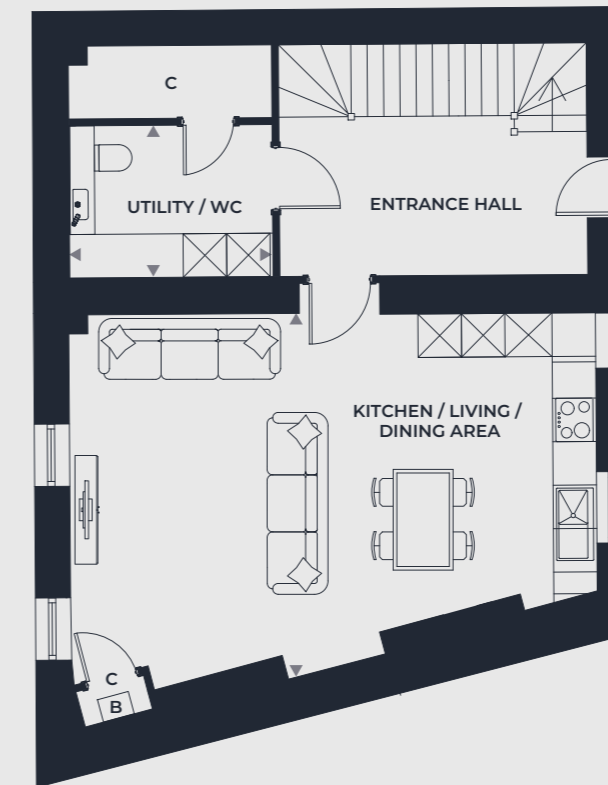
OVERALL SIZE - 114.9 M<sup>2</sup> | 1237 FT<sup>2</sup>  
PLOT 74 IS OVER 2 FLOORS



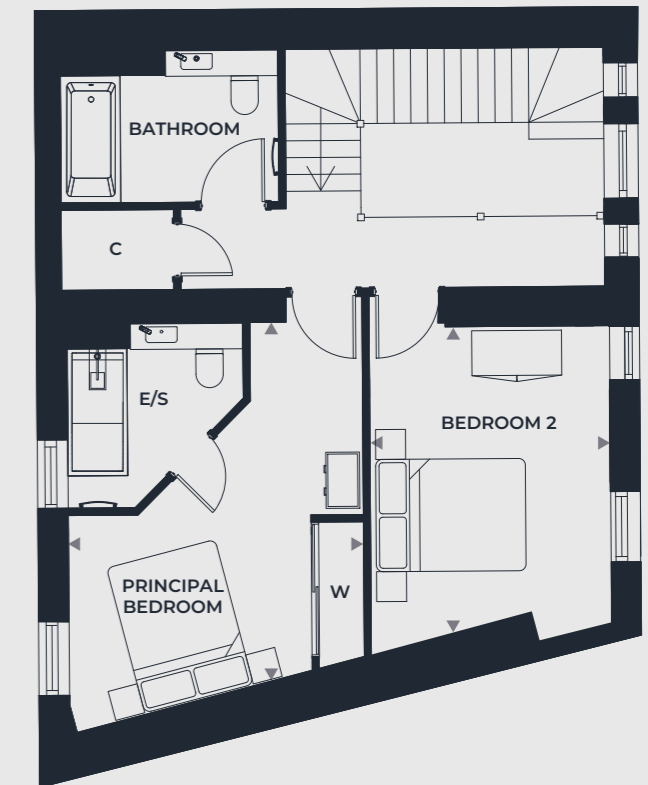
GROUND FLOOR



FIRST FLOOR



GROUND FLOOR



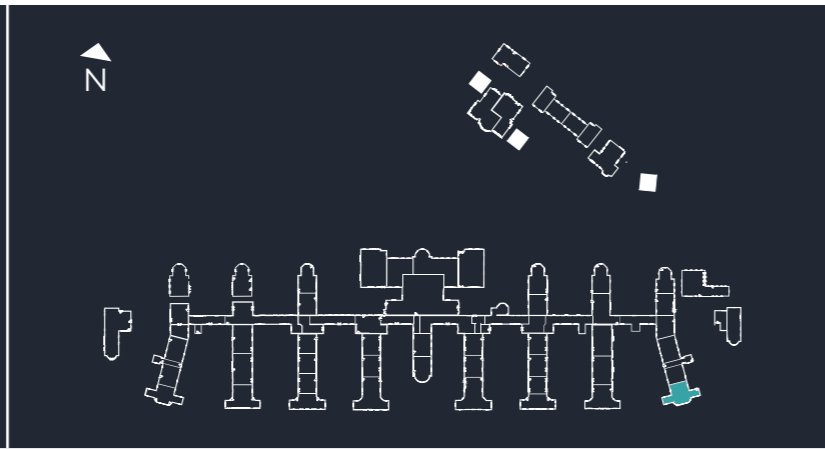
FIRST FLOOR

Kitchen / Living / Dining / Study Area	8.7m x 7.2m	28'5" x 23'8"
Principal Bedroom	3.7m x 3.6m	12'2" x 11'10"
Bedroom 2	4.8m x 2.8m	15'9" x 9'2"
Bedroom 3	3.6m x 3.5m	11'10" x 11'6"

Kitchen / Living / Dining Area	7.3m x 5.0m	23'10" x 16'5"
Utility	2.9m x 2.1m	9'6" x 6'11"
Principal Bedroom	4.7m x 3.9m	15'7" x 12'10"
Bedroom 2	4.2m x 3.2m	13'8" x 10'6"

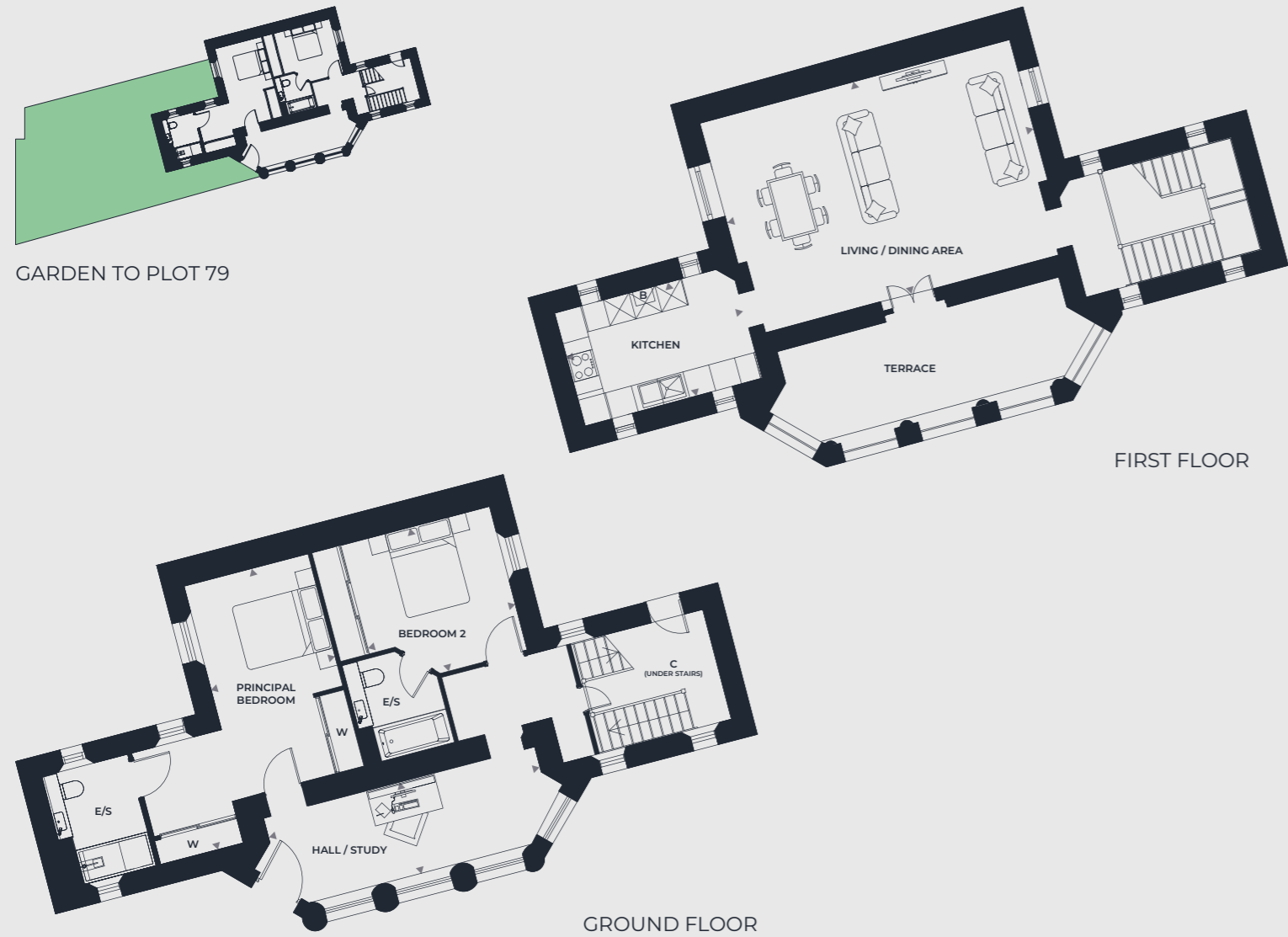
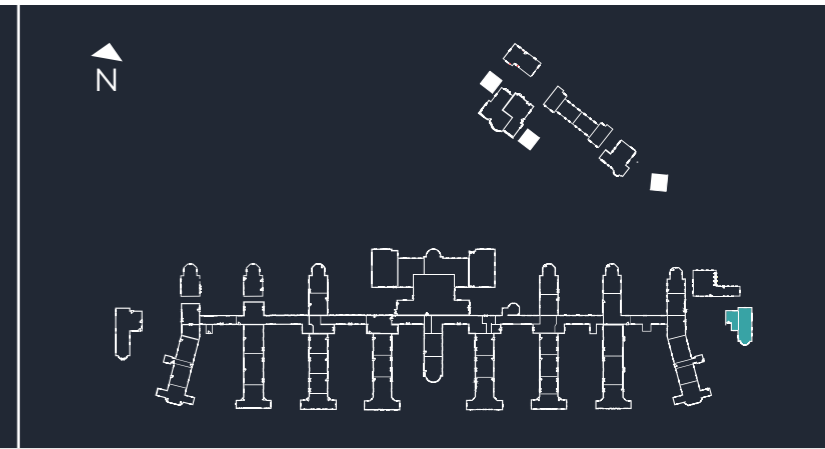
PLOT 79  
BEDS 2

OVERALL SIZE - 131.9 M<sup>2</sup> | 1419 FT<sup>2</sup>  
PLOT 79 IS OVER 2 FLOORS



PLOT 80  
BEDS 4

OVERALL SIZE - 152.4 M<sup>2</sup> | 1640 FT<sup>2</sup>  
PLOT 80 IS OVER 2 FLOORS



Kitchen	4.1m x 2.6m	13'6" x 8'7"
Living / Dining Area	7.2m x 4.9m	23'7" x 16'2"
Hall / Study	6.4m x 2.1m	21'0" x 7'0"
Principal Bedroom	6.0m x 2.9m	19'9" x 9'6"
Bedroom 2	3.6m x 3.4m	11'10" x 11'2"
Terrace	6.6m x 2.2m	21'5" x 7'3"

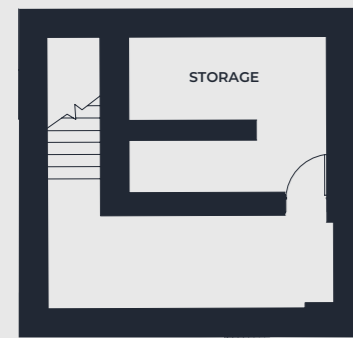
Kitchen / Living / Dining Area	11.5m x 5.4m	37'8" x 17'7"
Principal Bedroom	3.5m x 2.7m	11'6" x 9'0"
Bedroom 2	5.4m x 3.5m	17'7" x 11'6"
Bedroom 3	3.7m x 4.1m	12'2" x 13'5"
Bedroom 4	3.7m x 3.3m	12'2" x 10'11"

PLOT 81    BEDS 3

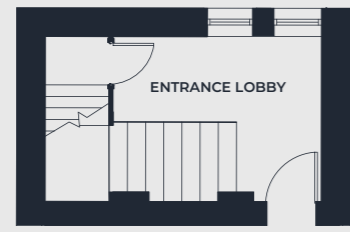
OVERALL SIZE - 147.4 M<sup>2</sup> | 1586 FT<sup>2</sup>  
PLOT 81 IS OVER 3 FLOORS

The McGrigor  
*Houses*

PLOT 1



LOWER GROUND FLOOR



GROUND FLOOR



FIRST FLOOR

Kitchen	4.0m x 3.0m	13'1" x 9'10"
Living / Dining Area	5.5m x 5.4m	18'4" x 17'7"
Principal Bedroom	3.6m x 3.1m	11'10" x 10'2"
Bedroom 2	4.1m x 3.4m	13'7" x 11'4"
Bedroom 3	2.9m x 2.6m	9'6" x 8'7"



Computer Generated Image

PLOT

1

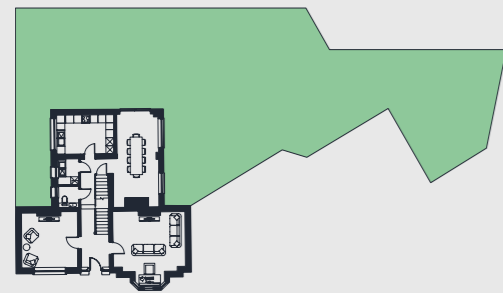
BEDS

4

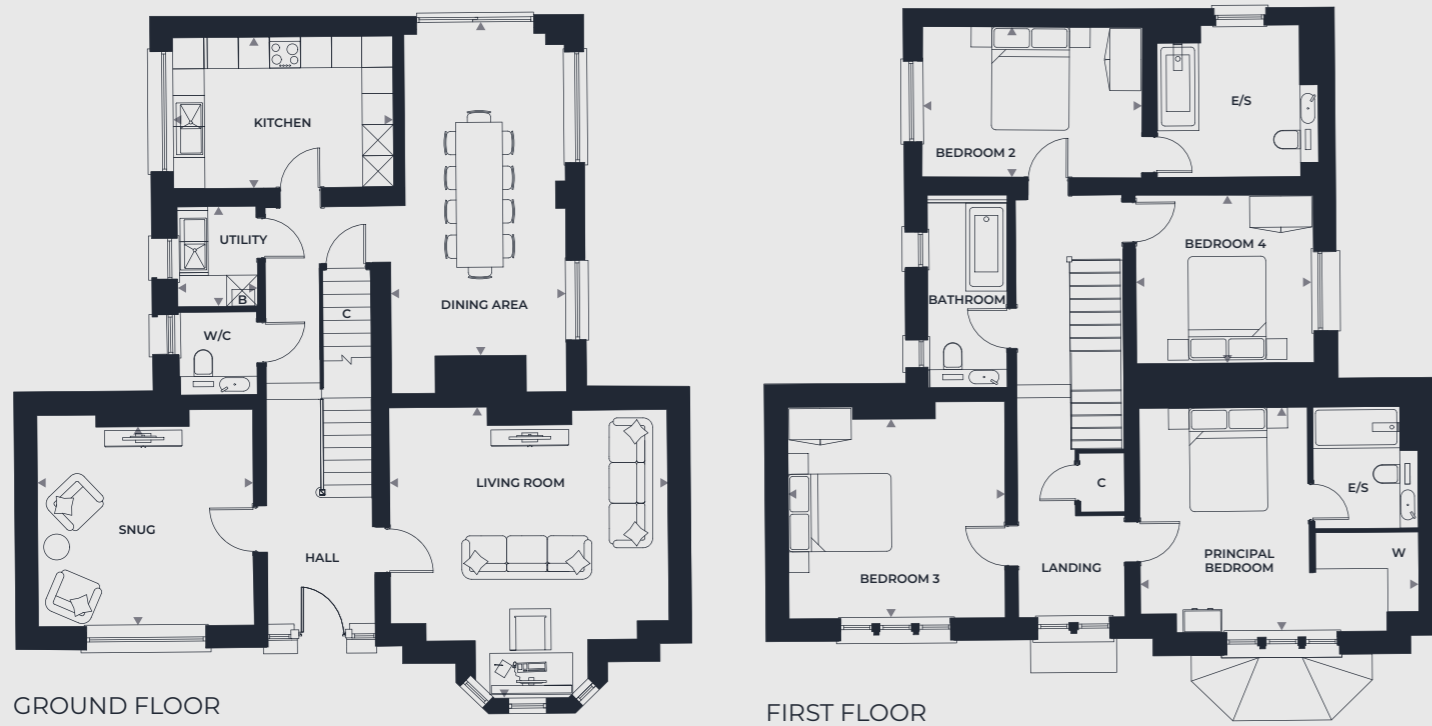
---

OVERALL SIZE - 208.0 M<sup>2</sup> | 2239 FT<sup>2</sup>

PLOT 1 INCLUDES A DOUBLE GARAGE



GARDEN TO PLOT 1



Kitchen	4.2m x 3.0m	13'11" x 9'10"
Dining Area	6.2m x 3.4m	20'3" x 11'2"
Utility	1.9m x 1.5m	6'4" x 5'1"
Living Room	5.6m x 5.4m	18'6" x 17'8"
Snug	4.1m x 3.9m	13'7" x 12'10"
Principal Bedroom	5.3m x 4.3m	17'3" x 14'1"
Bedroom 2	4.2m x 2.9m	13'9" x 9'6"
Bedroom 3	4.2m x 3.8m	13'9" x 12'6"
Bedroom 4	3.4m x 3.2m	11'2" x 10'6"

# The McGrigor *Houses*

---

PLOTS 2-5

---

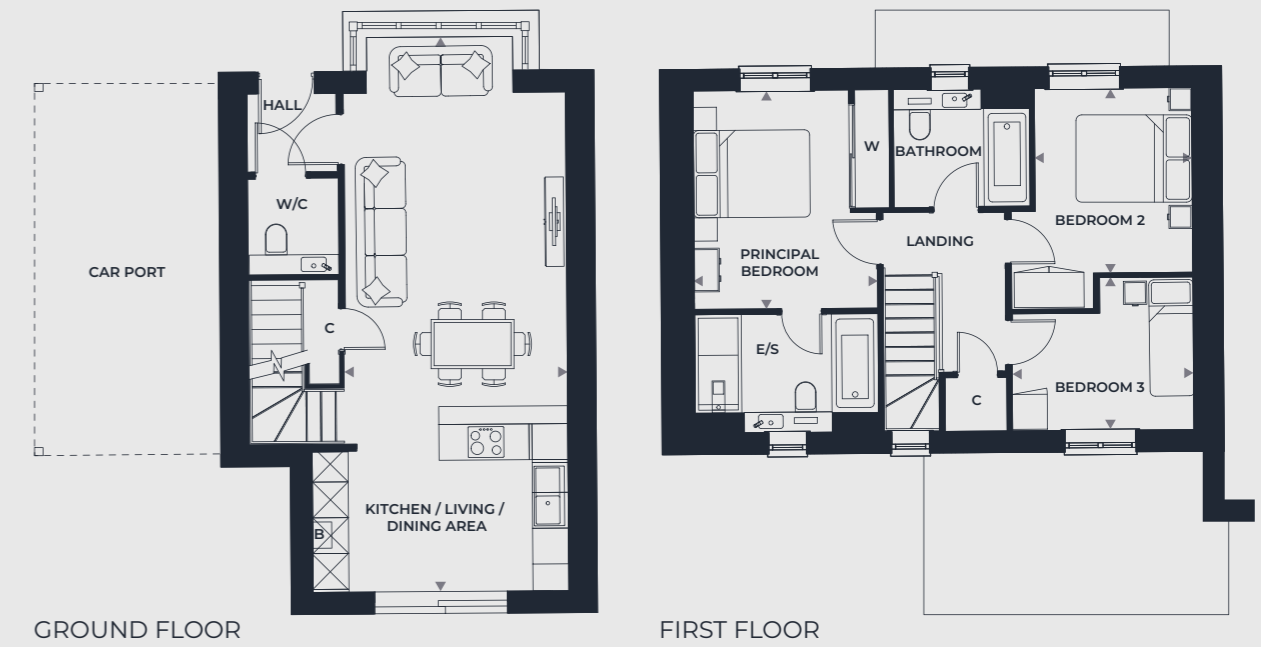
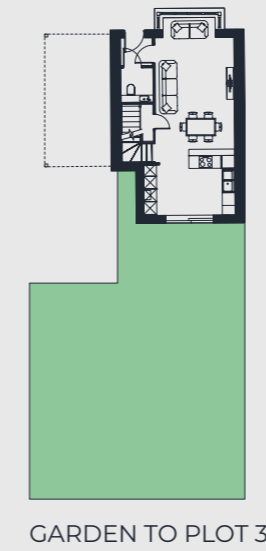
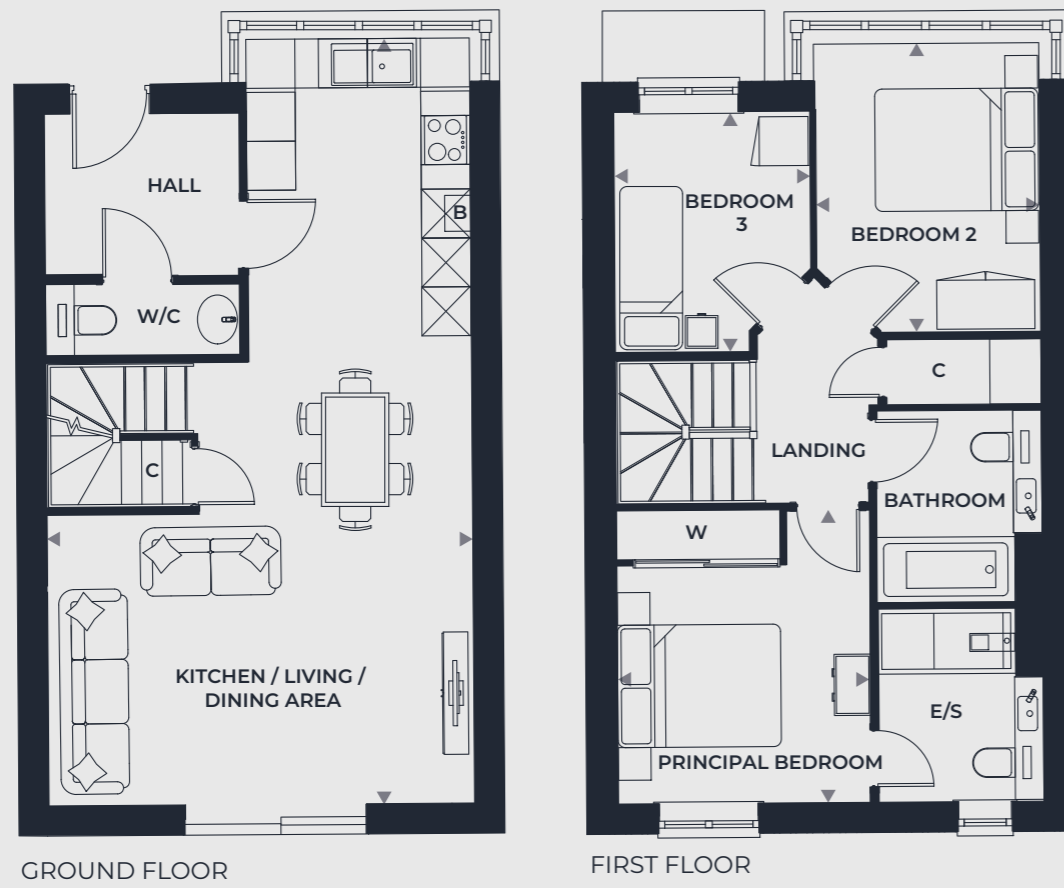
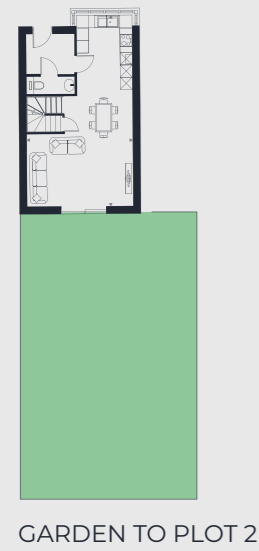


PLOT 2 BEDS 3

OVERALL SIZE - 93.2 M<sup>2</sup> | 1004 FT<sup>2</sup>

PLOT 3 BEDS 3

OVERALL SIZE - 94.7 M<sup>2</sup> | 1019 FT<sup>2</sup>

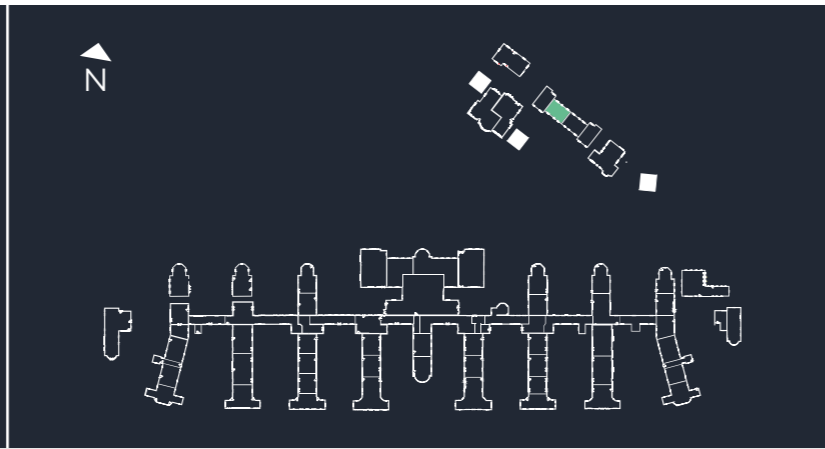


Kitchen / Living / Dining Area	9.4m x 5.2m	30'9" x 17'2"
Principal Bedroom	3.6m x 3.1m	11'10" x 10'2"
Bedroom 2	3.6m x 2.7m	11'10" x 8'10"
Bedroom 3	2.9m x 2.4m	9'6" x 7'10"

Kitchen / Living / Dining Area	9.2m x 3.7m	30'4" x 12'2"
Principal Bedroom	3.7m x 3.1m	12'2" x 10'2"
Bedroom 2	3.2m x 2.7m	10'6" x 8'10"
Bedroom 3	3.1m x 2.7m	10'2" x 8'10"

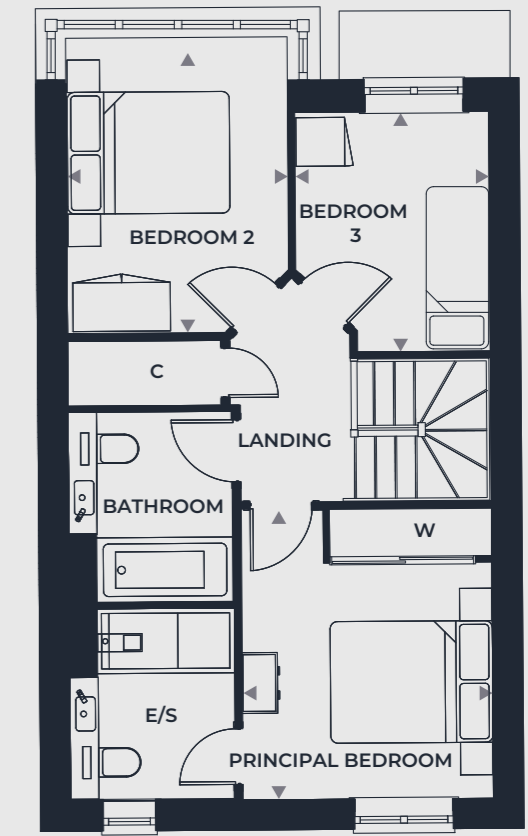
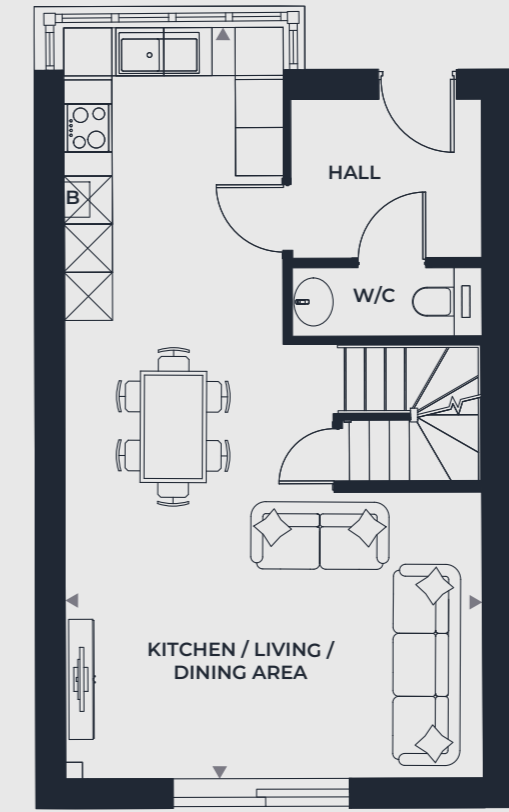
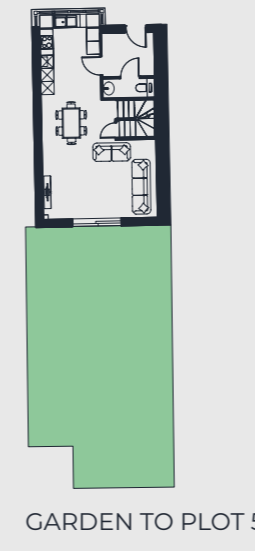
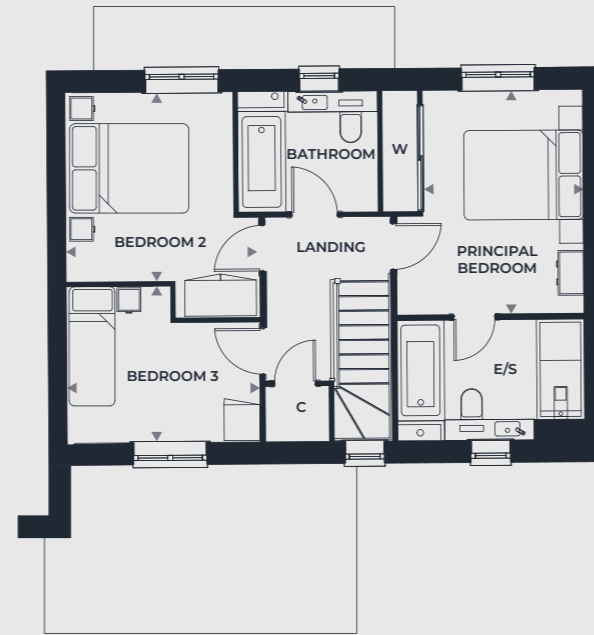
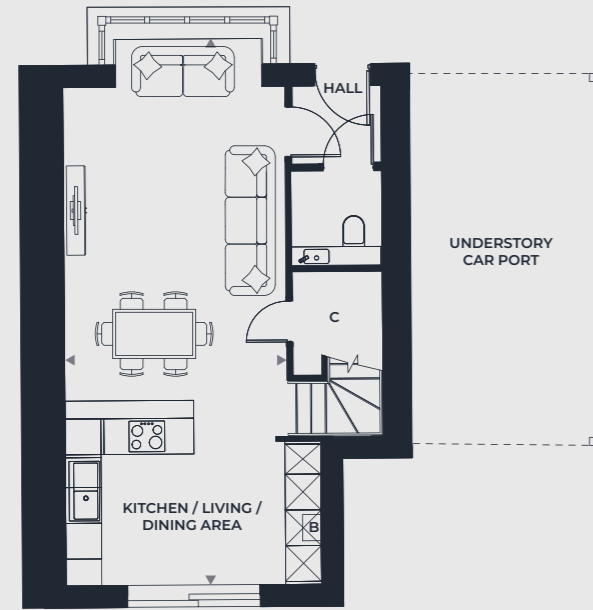
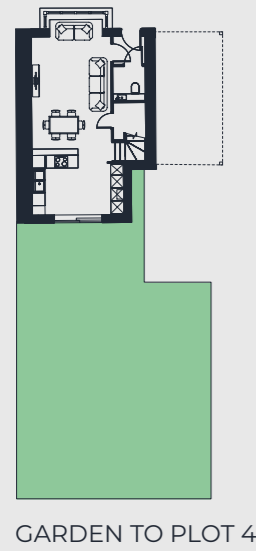
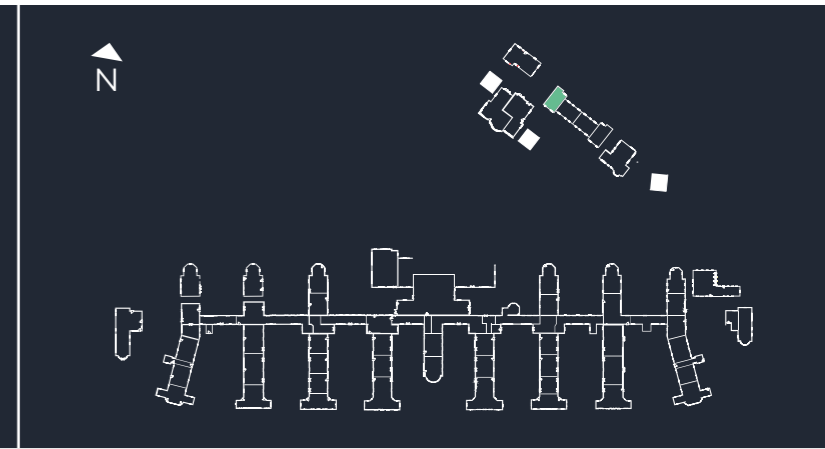
PLOT 4 BEDS 3

OVERALL SIZE - 94.3 M<sup>2</sup> | 1015 FT<sup>2</sup>



PLOT 5 BEDS 3

OVERALL SIZE - 93.4 M<sup>2</sup> | 1005 FT<sup>2</sup>



Kitchen / Living / Dining Area	9.2m x 3.7m	30'4" x 12'2"
Principal Bedroom	3.7m x 3.1m	12'2" x 10'2"
Bedroom 2	3.2m x 3.1m	10'6" x 10'2"
Bedroom 3	3.1m x 2.6m	10'2" x 8'7"

Kitchen / Living / Dining Area	9.3m x 5.2m	30'8" x 17'1"
Principal Bedroom	3.6m x 3.1m	11'10" x 10'2"
Bedroom 2	3.6m x 2.7m	11'10" x 9'0"
Bedroom 3	2.9m x 2.4m	9'6" x 7'10"

# The McGrigor Houses

PLOT 6

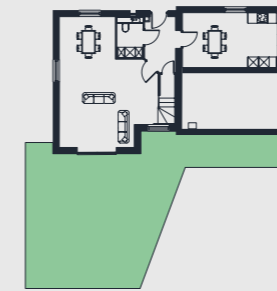
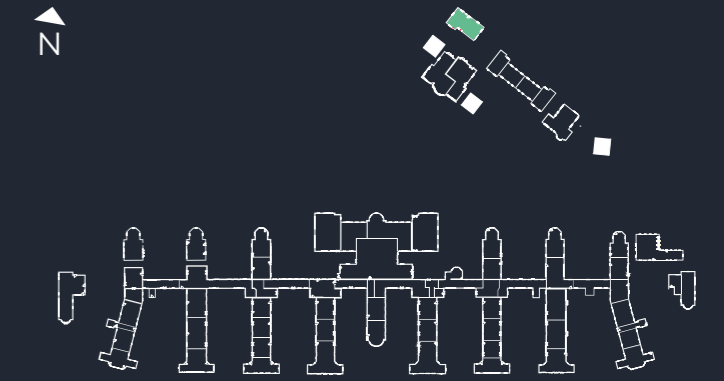
PLOT

6

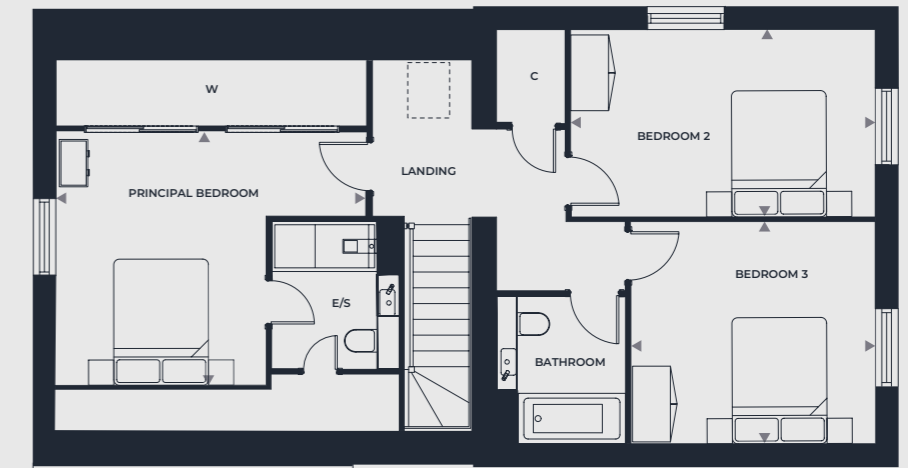
BEDS

3

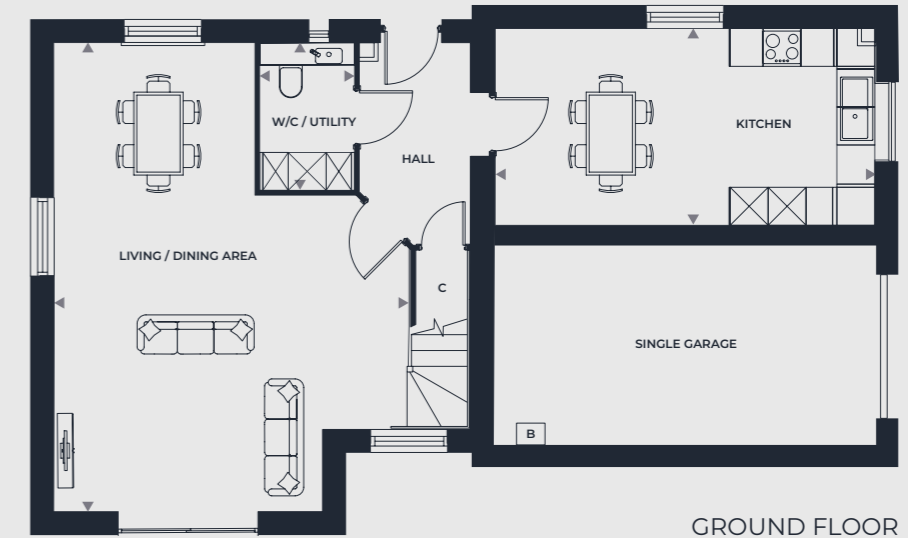
OVERALL SIZE - 145.0 M<sup>2</sup> | 1560 FT<sup>2</sup>



GARDEN TO PLOT 6



FIRST FLOOR



GROUND FLOOR



Computer Generated Image

Kitchen	6.0m x 3.1m	19'8" x 10'2"
Living / Dining Area	7.4m x 5.6m	24'4" x 18'4"
Utility	2.3m x 1.5m	7'8" x 4'11"
Principal Bedroom	4.9m x 4.0m	16'3" x 13'1"
Bedroom 2	4.8m x 3.0m	15'9" x 9'10"
Bedroom 3	3.9m x 3.5m	12'10" x 11'6"



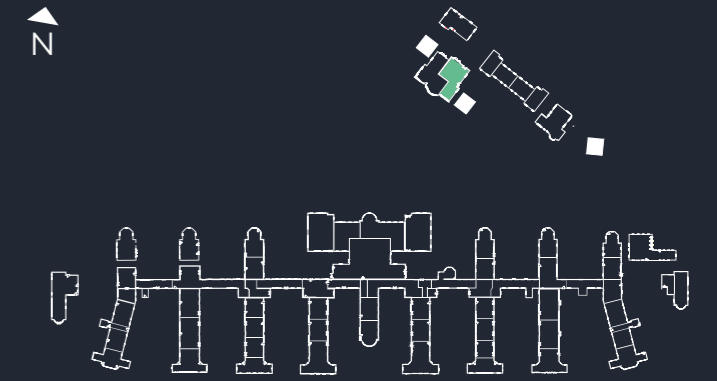
The McGrigor  
*Houses*

PLOT 7 & 8

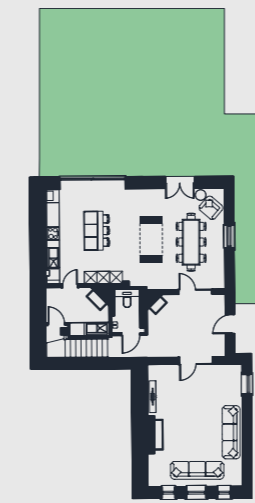
PLOT  
7

BEDS  
4

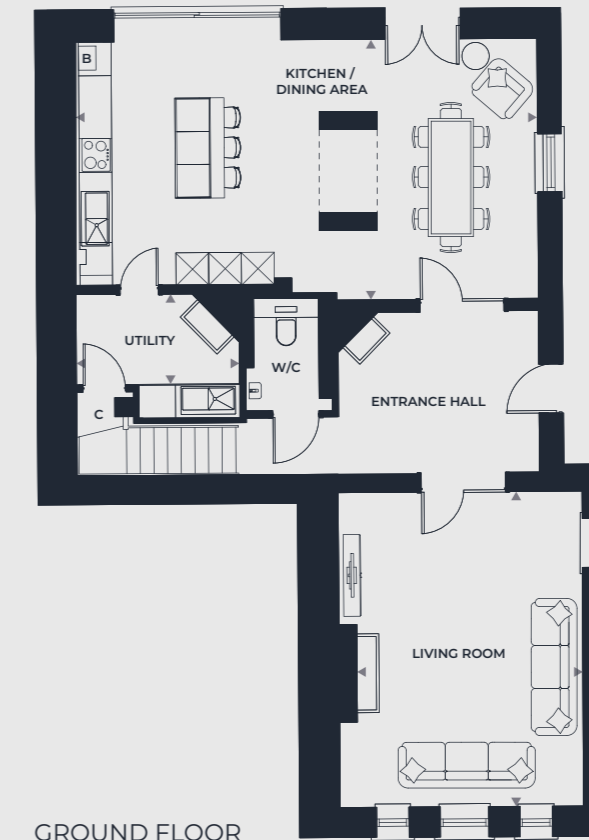
OVERALL SIZE - 190.0 M<sup>2</sup> | 2043 FT<sup>2</sup>  
PLOT 7 INCLUDES A DOUBLE GARAGE



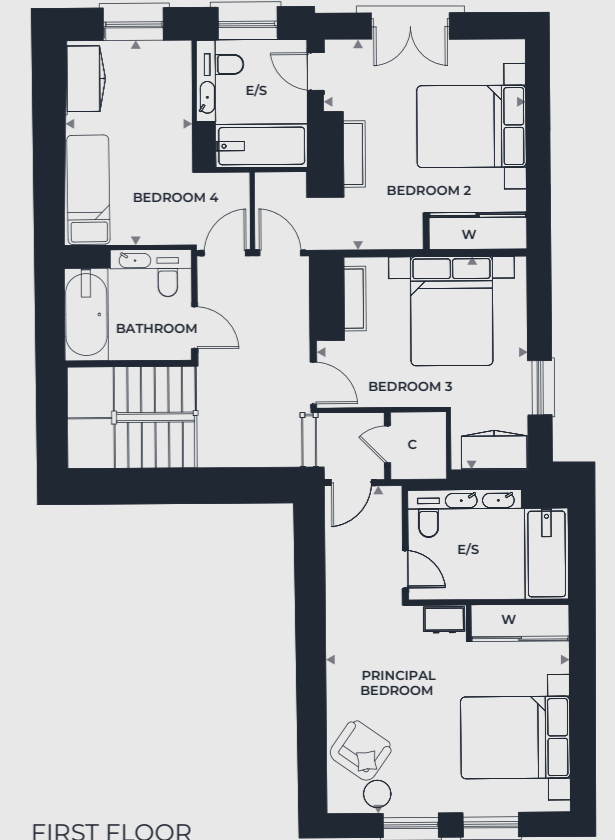
Computer Generated Image



GARDEN TO PLOT 7



GROUND FLOOR



FIRST FLOOR

Kitchen / Dining Area	8.4m x 4.8m	27'7" x 15'9"
Utility	3.0m x 2.3m	9'10" x 7'5"
Living Room	5.7m x 4.5m	18'10" x 14'8"
Principal Bedroom	6.0m x 4.5m	19'8" x 14'8"
Bedroom 2	3.9m x 3.8m	12'10" x 12'6"
Bedroom 3	3.9m x 3.9m	12'10" x 12'10"
Bedroom 4	3.8m x 2.3m	12'6" x 7'7"

PLOT

8

BEDS

4

OVERALL SIZE - 207.0 M<sup>2</sup> | 2229 FT<sup>2</sup>

PLOT 8 INCLUDES A DOUBLE GARAGE

GARDEN TO PLOT 8

GROUND FLOOR

FIRST FLOOR

Kitchen / Dining Area	6.7m x 5.3m	21'10" x 17'6"
Dining Room	3.6m x 3.5m	11'10" x 11'6"
Utility	2.1m x 1.7m	6'10" x 5'7"
Living Room	5.5m x 5.0m	18'1" x 16'4"
Principal Bedroom	5.3m x 3.4m	11'1" x 17'6"
Bedroom 2	4.8m x 3.5m	15'9" x 11'6"
Bedroom 3	4.3m x 4.0m	14'0" x 13'1"
Bedroom 4	4.0m x 2.9m	13'1" x 9'6"

## Plot to Page Index

PLOT	PAGE	BEDS
1	118	4
2	120	3
3	121	3
4	122	3
5	123	3
6	125	3
7	127	4
8	128	4
9	38	3
10	39	1
11	40	2
12	41	3
13	42	3
14	43	3
15	44	3
16	45	1
17	46	3
18	48	3
19	49	3
20	50	3
21	82	4
22	84	3
23	51	2
24	52	1
25	53	2
26	54	1
27	85	2
28	55	1

PLOT	PAGE	BEDS
29	56	2
30	86	4
31	88	3
32	57	2
33	58	2
34	59	2
35	60	2
36	89	3
37	90	3
38	91	3
39	92	3
40	93	3
41	94	3
42	61	2
43	62	2
44	63	1
45	95	3
46	96	3
47	97	4
48	64	3
49	98	3
50	65	1
51	66	2
52	67	2
53	99	3
54	100	3
55	101	4

PLOT	PAGE	BEDS
56	68	2
57	69	2
58	70	1
59	102	3
60	103	3
61	104	3
62	105	3
63	106	3
64	107	3
65	71	2
66	108	3
67	109	4
68	72	2
69	73	3
70	74	2
71	110	2
72	111	2
73	112	3
74	113	2
75	75	2
76	76	1
77	77	2
78	78	1
79	114	2
80	115	4
81	116	3
82	79	3

■ The McGrigor Houses    
 ■ The Cambridge Apartments    
 ■ The Cambridge Houses

## Plot Locator

THE McGRIGOR HOUSES

SECOND FLOOR

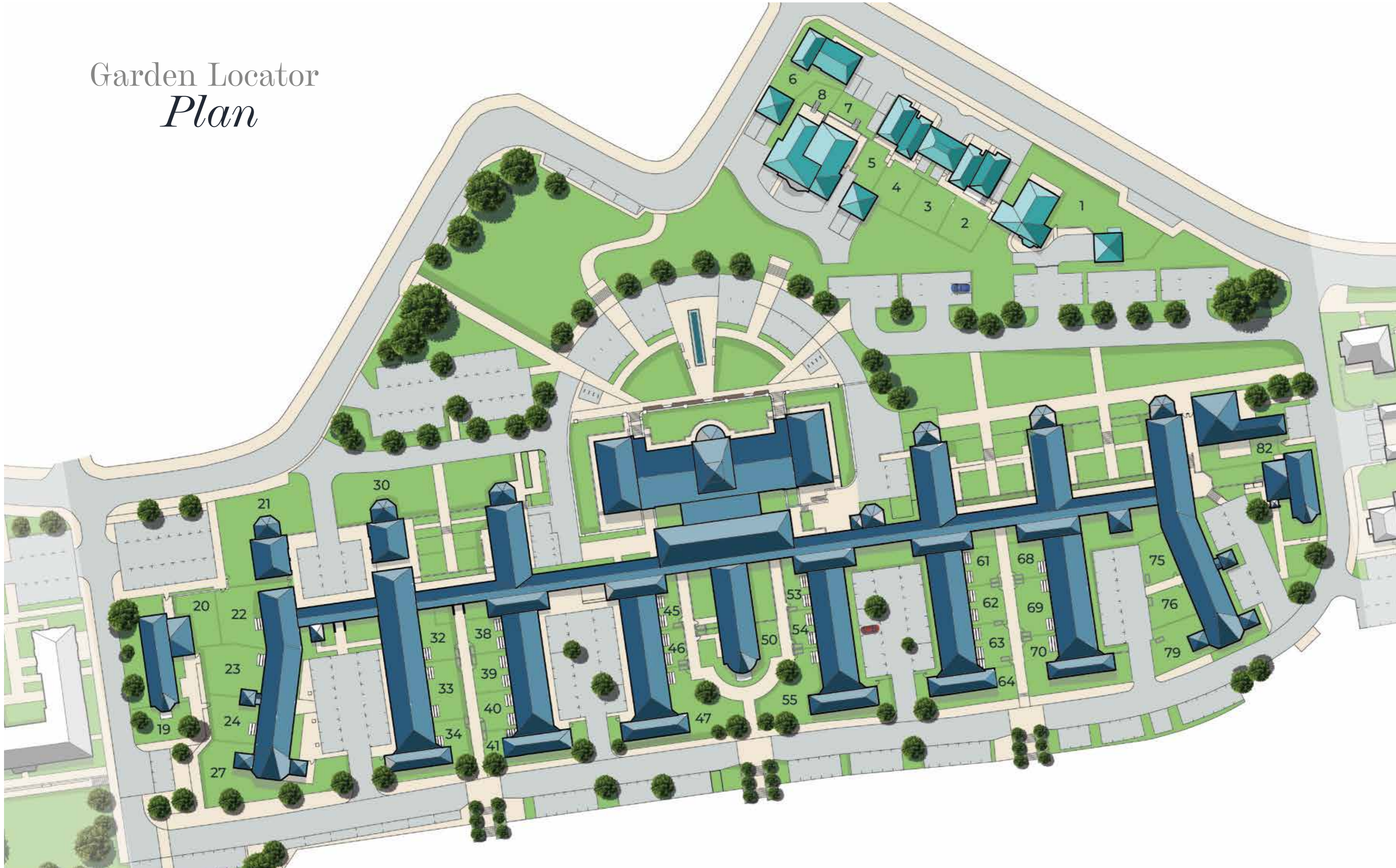
FIRST FLOOR

GROUND FLOOR

LOWER GROUND FLOOR

Floor plans, dimensions and configurations are included for guidance only, may be subject to revision during construction, please refer to current drawings with a Sales Consultant. Dimensions listed are not inclusive of Balcony and Terrace areas. C - Cupboard, B - Bailier, W - Wardrobe, E/S - En-suite. Dimensions taken from ▶

Garden Locator  
*Plan*



# Weston *Homes*

BUILT WITH PASSION,  
DELIVERED WITH PRIDE

Weston Homes was formed in 1987 by Bob Weston, establishing what has now become one of the major property developers in the South East of England.

Weston Homes has established a reputation for high quality design and build standards, delivered with a passionate desire to make a genuine difference to the lives of our customers and to leave a legacy of which we are justly proud.

Continually re-assessing the market place, Weston Homes has combined the traditional skills of house-building with the ever-expanding opportunities created by the latest technology. 'Project Genesis' is the company's revolutionary new approach to property development - many of our properties' components are now pre-manufactured in our own carefully controlled Weston-run factory, rather than on site. This enables the efficient fitting on site of fixtures such as kitchens, bathroom cabinetry, door sets and windows at an advanced stage of construction - minimising wasted materials whilst maximising the quality of your brand new home.



Images of existing Weston Homes development

Weston Homes provides properties to exceed the expectations of purchasers both in terms of quality and value for money. Projects are hugely varied, ranging from select housing developments to large scale city apartment complexes of many hundreds of units. As well as new-build, the company has extensive experience of refurbishment and restoration work, breathing new life into historic and listed buildings to give new purpose to Britain's architectural heritage.

## Home Buyers *Information Pack*

All purchasers at Gun Hill Park will be presented with an information manual from Weston Homes at the point of reservation. The information manual includes all of the information needed to ensure the purchasing process is as smooth as possible; the manual takes the purchaser through all the stages they will encounter, from reservation through to exchange and will even give advice on how to prepare for completion and occupancy.

When collecting keys for a Gun Hill Park property, the purchaser will receive a further handover manual containing all manuals for every appliance in the new property as well as important information and contact details.

The manuals are provided to make buying and moving in at Gun Hill Park as stress-free as possible.



Images of existing Weston Homes development

### TERMS & CONDITIONS

#### DEPOSIT

A deposit of £1,000 is required to be paid, on reservation, subject to contract, which will be retained if the purchaser withdraws before exchange of contracts.

#### RESERVATION

On reservation, we will require details of the purchaser's solicitor who must be instructed immediately.

#### EXCHANGE OF CONTRACTS

The exchange of contracts date will be strictly adhered to. If contracts are not exchanged on or by the appropriate date, Weston Homes Plc reserves the right to re-offer the property. It is therefore in the purchaser's interest to keep in close contact with us.

#### COMPLETION

On reservation an anticipated completion date will be given and we will keep you informed as to the progress of construction. The appropriate notice of completion will be given as soon as possible wherein the purchaser will be invited to view their home. Upon completion, after the full payment has been received, the keys may be collected from the sales suite.

#### Please Note:

(i) The particulars are set out as a general outline only for the guidance of intending purchasers or lessees and do not constitute, nor constitute part of, an offer or contract;

(ii) all descriptions, dimensions, references to condition and necessary permissions for use and occupation, and other details are given without responsibilities and any intending purchasers or tenants should not rely on them as statements or representations of fact but must satisfy themselves by inspection or otherwise as to the correctness of each of them;



The information contained in this brochure is for guidance only. Weston Homes Plc operates a policy of continuous product development and features may therefore vary from time to time. Floor plans and dimensions can only be given as a guide and are indicative of the type only. The computer generated images, floor plans, configuration and layouts are included for guidance only, please refer to drawings in sales suite. It should be noted that the representations of Gun Hill Park whilst similar to the development, may not necessarily be accurate in every respect.

These particulars should not be relied on as accurately describing any of the specific matters described by any order under the Consumer Protection from Unfair Trading Regulations (2008). This information does not constitute a contract of warranty. All details correct as above at time of going to press. Gun Hill Park is the marketing name for use until a permanent postal address has been issued.

---

**GUN HILL**  
**— P A R K —**

THE WELLESLEY ESTATE | ALDERSHOT

Hospital Road, Aldershot, GU11 2AN

T: 01252 957843



**The Weston Group Business Centre**  
Parsonage Road, Takeley, Essex, CM22 6PU

T: 01279 873300

E: [sales@weston-homes.com](mailto:sales@weston-homes.com)

[www.weston-homes.com](http://www.weston-homes.com)

Weston  
Homes 

 **BPC LAND  
& NEW HOMES**