




## 5 Bedroom Homes

-  **The Dahlia**  
Plots 7 & 8
-  **The Bellflower**  
Plots 9 & 11
-  **The Crocus**  
Plots 1, 6 & 10

## 4 Bedroom Homes

-  **The Jasmine**  
Plots 13, 14, 15 & 23
-  **The Lisianthus**  
Plots 241, 249, 265, 299 & 310
-  **The Ophelia**  
Plot 272
-  **The Angelica**  
Plots 22, 24 & 275
-  **The Camellia**  
Plots 5 & 16
-  **The Aster**  
Plots 274 & 304
-  **The Rose**  
Plots 244, 284, 306 & 307
-  **The Fuschia**  
Plots 12 & 18
-  **The Vinca**  
Plots 2, 3 & 4

## 3 Bedroom Homes

-  **The Valerian**  
Plots 20, 21, 25 & 26
-  **The Wisteria**  
Plots 288, 303, 305 & 309
-  **The Orchid**  
Plots 245, 246, 250, 273, 300 & 302
-  **The Lysander**  
Plots 17 & 19
-  **The Foxglove**  
Plot 308
-  **The Verbena**  
Plots 266, 287 & 301
-  **The Begonia**  
Plots 269, 282 & 283
-  **The Veronica**  
Plots 242, 243, 267, 268, 270 & 271
-  **The Daphne**  
Plots 239, 240, 285 & 286

## 1, 2 & 3 Bedroom Homes

-  Rented Homes

## 2 & 3 Bedroom Homes

-  Shared Ownership Homes
-  Sales Area

Key to plan bcp - Bin collection point, s/s - Sub-station, e/s - electricity sub-station

The site plan is drawn to show the relative position of individual properties. NOT TO SCALE. This is a two dimensional drawing and will not show land contours and gradients, boundary treatments, landscaping or local authority street lighting. For details of individual properties and availability please refer to our Sales Advisor.

