

H & H

HOUSE & HOME
PROPERTY AGENTS



61 Raglan Way

Bulwark, Chepstow, NP16 5QP

No onward chain £234,950



3



1



2



D

£5,000 INCENTIVE PAID ON COMPLETION FOR A FULL ASKING PRICE OFFER Situated in a desirable location and on the market without any onward chain. This end terrace property offers stunning views to the rear from bedroom three towards the Severn Estuary and beyond.



Description

£5,000 INCENTIVE PAID ON COMPLETION FOR A FULL ASKING PRICE OFFER Situated in a desirable location and on the market without any onward chain. This end terrace property offers stunning views to the rear from bedroom three towards the Severn Estuary and beyond. The layout spans two floors and includes a welcoming reception hall, a kitchen, a comfortable living room and a spacious dining room on the ground floor. Upstairs, you will find three generously sized bedrooms, a bathroom and a separate W.C.

Conveniently located near local amenities and reputable junior schools, this property is also within close proximity to the bustling market town of Chepstow, which offers a wider range of facilities. Additionally, excellent bus, rail, road, and motorway connections ensure that larger towns and cities are easily accessible for commuting purposes.

Reception Hall

Tiled floor. Stairs to first floor landing. Doors off.

Dining Room 10'91 x 10 (3.05m x 3.05m)

Tiled floor. Panelled radiator. Window to front elevation. Kitchen off.

Kitchen 14'75 x 6'61 (4.27m x 1.83m)

Fitted with a matching range of base and eye level storage units, all with granite effect work surfaces and tile splash backs. Single drainer sink. Space for cooker. Space for upright fridge-freezer. Plumbing and space for automatic washing machine. Tiled floor. Window to rear. Glazed door to rear.

Living Room 17'92 x 11'05 max to recess (5.18m x 3.48m max to recess)

Panelled radiators. Dual aspect windows to front and rear elevations.

First Floor Stairs and Landing

Access to loft inspection point. Cupboard housing wall mounted gas combination boiler. Doors off.

Bedroom One 11'14 x 10'91 max to include chimney (3.35m x 3.05m max to include chimney)

Panelled radiator. Built in wardrobe. Panelled radiator. Dual aspect windows to front and side elevation.

Bedroom Two 10'92 x 10'03 (3.05m x 3.12m)

Panelled radiator. Window to front elevation.

Bedroom Three 11'56 x 6'77 max l-shaped measurement (3.35m x 1.83m max l-shaped measurement)

Panelled radiator. Window to rear elevation with views towards the Severn Estuary and beyond.

W.C.

Low level W.C. Part tiling to walls. Opaque window to rear elevation.

Bathroom

Modern white suite comprising wash hand basin and bath with screen and mains fed shower over. Tiling to walls. Panelled radiator. Opaque window to rear elevation.

Garden

To the front elevation maturing trees shrubs, and bushes with lawned area. Footpath and gate lead to the rear garden which is predominantly laid to lawn with hedge and fence to boundary.

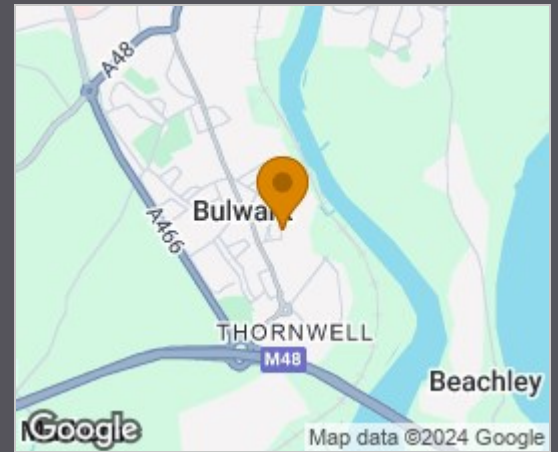
Services

All mains services are connected.

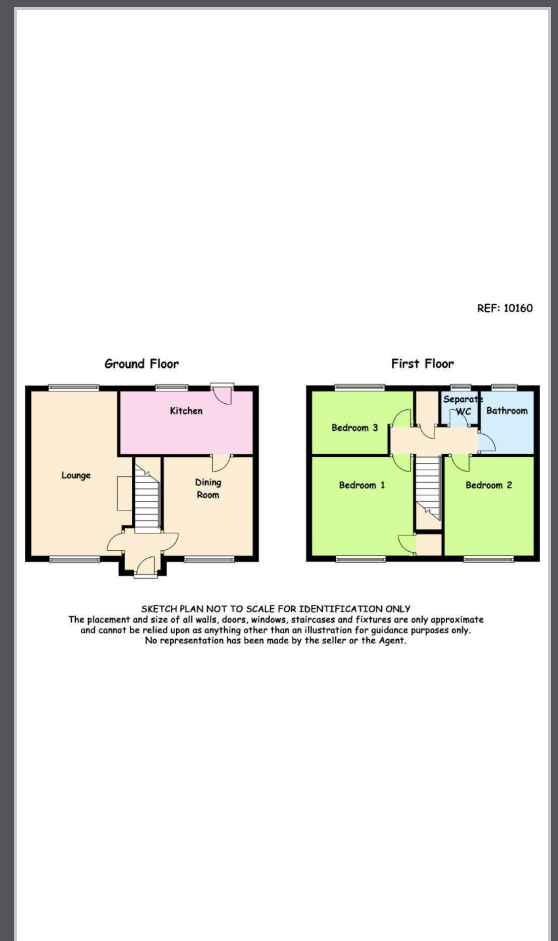
Council Tax band - D

Tenure - Freehold

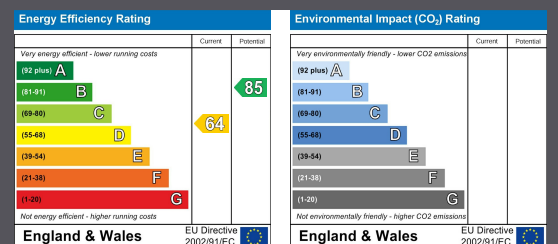
Area Map



Floor Plans



Energy Efficiency Graph



These particulars, whilst believed to be accurate are set out as a general outline only for guidance and do not constitute any part of an offer or contract. Intending purchasers should not rely on them as statements of representation of fact, but must satisfy themselves by inspection or otherwise as to their accuracy. No person in this firm's employment has the authority to make or give any representation or warranty in respect of the property.

Riverside Court, Chepstow, Monmouthshire, NP16 5UH

Tel: 01291 418418 Email: info@houseandhomesales.co.uk www.houseandhomesales.co.uk