

H & H

HOUSE & HOME
PROPERTY AGENTS



23 Western Avenue

Bulwark, Chepstow, NP165NH

No onward chain £219,950



23 Western Avenue

Bulwark, Chepstow, NP165NH

No onward chain £219,950



Description

This mid terrace property is in need of a modern touch, offering a fantastic opportunity for renovation. The best part? There is no onward chain, making it an ideal move for those that are looking to be before Christmas. Spanning across two floors, the first floor has a reception hall, spacious kitchen breakfast room, and cosy living/dining room. Moving upstairs, you will find a first-floor landing leading to three bedrooms and a convenient shower room. The property also features gardens at the front and rear, with the potential to transform the front garden into off-road parking, subject to approval. Additionally, solar panels and electric heaters are installed throughout the house.

Conveniently located near local amenities, this property is just a short distance from the bustling town of Chepstow, offering a wide range of facilities. With excellent bus and rail links, as well as easy access to major road and motorway networks, larger towns and cities are within commuting distance.

Reception Hall

Approached via uPVC double glazed and panelled door. Electric storage heater. Stairs to first floor landing. Doors off.

Kitchen Breakfast Room

16'43 max x 8'11" max (4.88m max x 2.72m max)
Range of base and eye level storage units. Single drainer sink and mixer tap set into work surface. Tile splash backs. Space for cooker. Plumbing and space for washing machine. UPVC double glazed and panelled door and windows to rear elevation. Door to living room.

Living Dining room

21'3" max x 10'0" max (6.48m max x 3.05m max)
Open fireplace. Two electric heaters. UPVC double glazed windows to front and rear elevations.

First Floor Stairs and Landing

Access to loft inspection point. Cupboard housing hot water cylinder. Doors off.

Bedroom One

12'8 max to door recess x 12'31 (3.86m max to door recess x 3.66m)
Electric heater. UPVC double glazed window to front elevation.

Bedroom Two

12'93 max to door recess x 9'36 (3.66m max to door recess x 2.74m)
Electric heater. UPVC double glazed window to rear elevation.

Bedroom Three

8'51 x 7'97 max x max (2.44m x 2.13m max x max)
Electric heater. UPVC double glazed window to front elevation.

Shower Room

Low level W.C. Pedestal wash hand basin. Walk in shower with electric shower. Anti-slip flooring. Electric heater. Full tiling to walls. Opaque uPVC double glazed window to rear elevation.

Garden

Wall to boundary and laid to lawn with stocked beds. To the rear, laid to lawn with wall and fence to boundary.

Tel: 01291 418418

Material Information

The construction type is Wimpey No Fines.

Mains water, gas available at property but not connected, electricity, solar panels and mains drainage.
Broadband and mobile coverage.

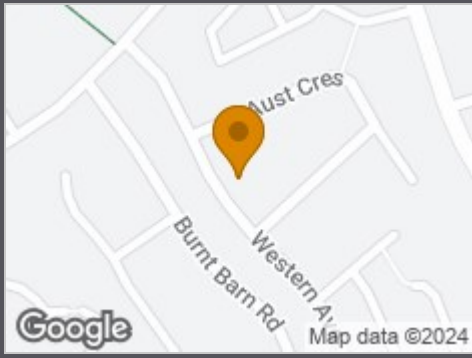
Please check the Ofcom website for broadband and mobile coverage: <https://checker.ofcom.org.uk/>

Council Tax Band - C

Tenure - Freehold



Road Map



Hybrid Map

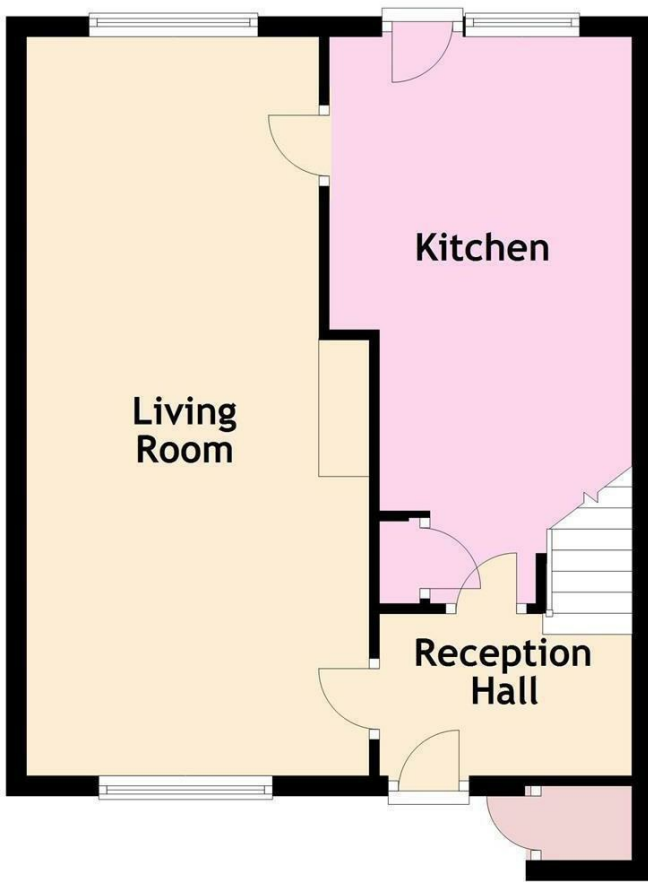


Terrain Map

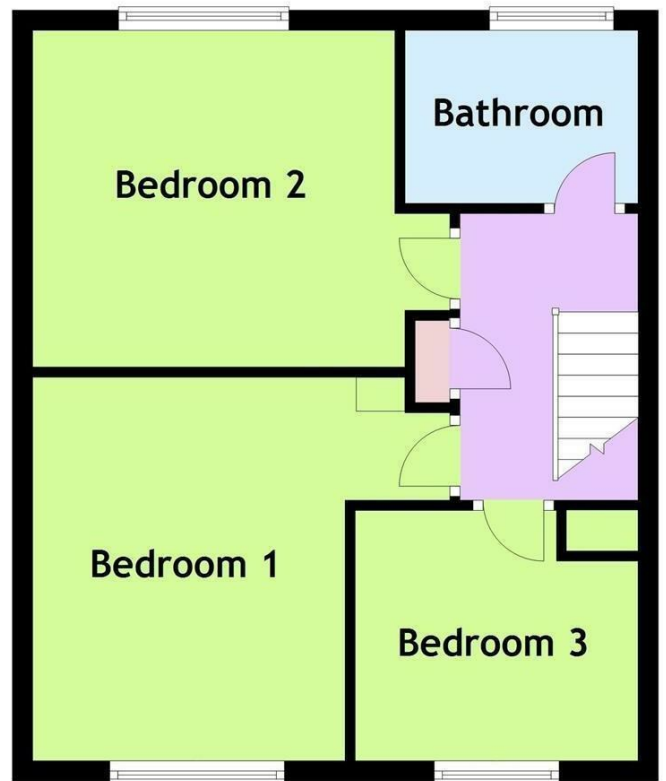


Floor Plan

Ground Floor



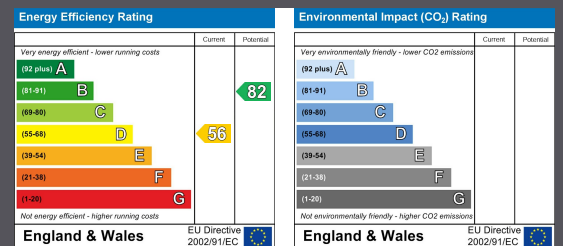
First Floor



Viewing

Please contact our House and Home Property Agents Office on 01291 418418 if you wish to arrange a viewing appointment for this property or require further information.

Energy Efficiency Graph



These particulars, whilst believed to be accurate are set out as a general outline only for guidance and do not constitute any part of an offer or contract. Intending purchasers should not rely on them as statements of representation of fact, but must satisfy themselves by inspection or otherwise as to their accuracy. No person in this firm's employment has the authority to make or give any representation or warranty in respect of the property.