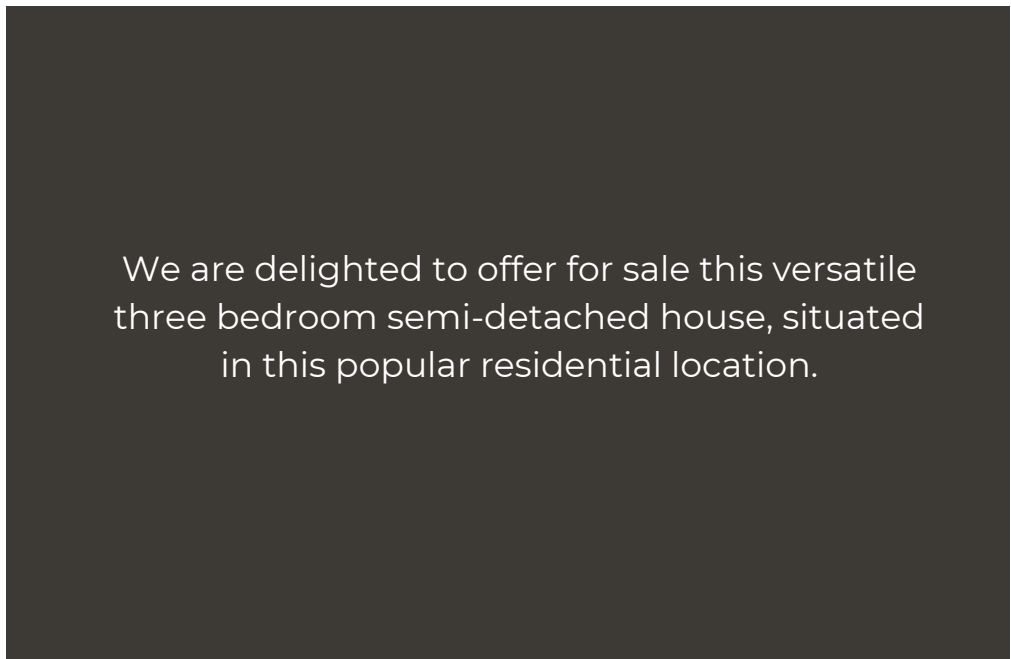




Kingston Lane | Shoreham by Sea | BN43 6YQ

Guide Price £475,000



Property details: Kingston Lane | Shoreham by Sea | BN43 6YQ

Key Features

- Off-Road Parking For Approximately Six Vehicles
- Converted Garage / Studio Room
- Two Bathrooms
- Spacious Lounge
- Kitchen / Dining Room
- Good Sized West Facing Rear Garden
- Shoreham Academy School Catchment
- Ground Floor WC



3 Bedrooms



2 Bathrooms



2 Reception Rooms

INTERNAL

EXPOSED STORM PORCH Comprising pvcu double glazed door through to:-

SPACIOUS ENTRANCE HALL Comprising laminate flooring, radiator, understairs storage cupboard, airing cupboard with factory lagged hot water tank and slatted shelving, wall mounted heating control panel.

SPACIOUS LOUNGE East aspect. Comprising pvcu double glazed window with fitted blinds, laminate flooring, feature working fireplace with granite inserts and hearth with attractive wood surround, radiator, coving.

KITCHEN / DINING ROOM South and West aspect. Comprising five pvcu double glazed windows, roll edge laminate work surfaces with cupboards below, space for range cooker with extractor fan over, inset one and a half bowl stainless steel single drainer sink unit with mixer tap, space and provision for dishwasher and washer/dryer. Sunken spotlights, space for American style fridge/freezer, further work surfaces with cupboard below, matching eye level cupboards, radiator, pvcu double glazed double doors leading out onto West facing rear garden.

GROUND FLOOR BEDROOM THREE East aspect. Comprising pvcu double glazed window with fitted blind, radiator. Door to:-

SEPARATE WC Comprising wall mounted light, low flush wc.

FIRST FLOOR SPLIT LANDING Comprising loft hatch access, eaves storage space.

BEDROOM ONE West aspect. Comprising pvcu double glazed window with fitted blind, radiator, two eaves storage cupboards.

BEDROOM TWO East aspect. Comprising pvcu double glazed window with fitted blind, built in cupboard with shelving with cupboard over, radiator.

MODERN BATHROOM South aspect. Comprising obscure glass pvcu double glazed window, panel enclosed bath with shower attachment having a wall mounted electric Mira shower over, wall mounted heated towel, low flush wc, contemporary oval hand wash basin, fully tiled walls.

EXTERNAL

FRONT GARDEN Large paved area affording off road parking for approximately six vehicles, outside light, fence and wall enclosed.

WEST FACING REAR GARDEN Large block paved area leading onto large lawned area having various mature shrub, tree and plant borders, three palm trees, timber built shed, separate external storage space with power and lighting.

DOUBLE ASPECT CONVERTED GARAGE/STUDIO ROOM East and North aspect. Comprising laminate work surface with sideboard having storage under, three pvcu double glazed windows, two pvcu double glazed doors to front, door to:-

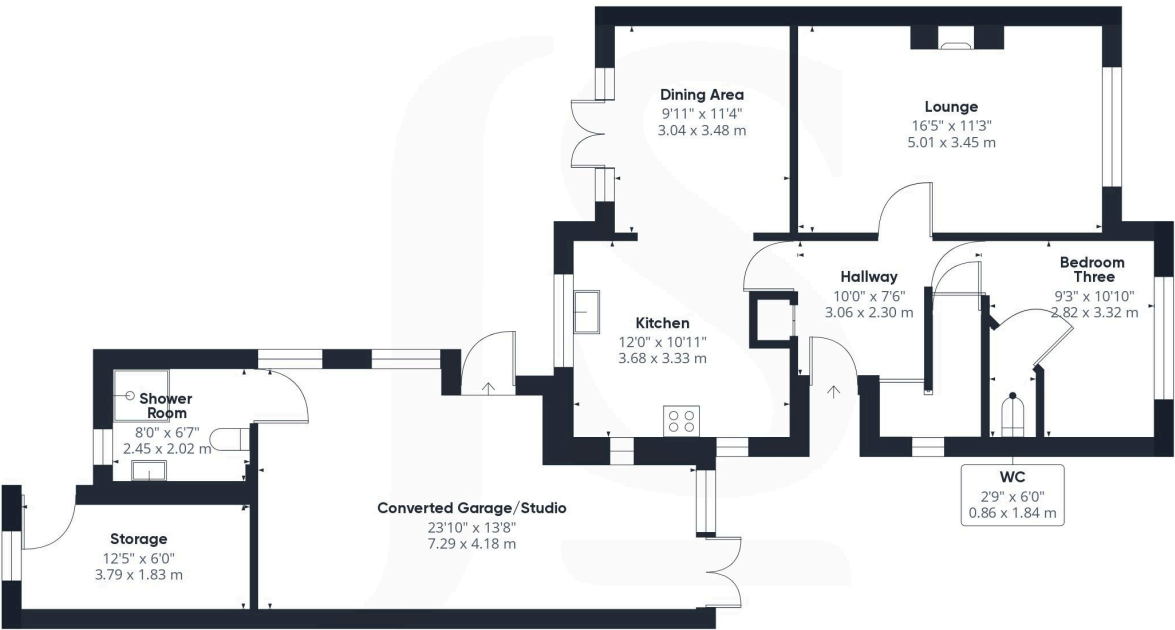
SHOWER ROOM West aspect. Comprising pvcu double glazed window with fitted blind, shower cubicle with fitted shower, hand wash basin with vanity unit below, low flush wc.

LOCATION

Conveniently situated on the border of Shoreham and Southwick close to the old Hamlet of Kingston Buci. The centre of Southwick has comprehensive shopping facilities and a railway station, whilst the Holmbush shopping centre with Marks & Spencer and Tesco's is approximately ¾ mile away. Kingston Beach is ½ mile away, whilst pleasant Downland walks and rides are close at hand.



To book a viewing contact us on: 01273 441341 | shoreham@jacobs-steel.co.uk | jacobs-steel.co.uk



Floor 0



Floor 1



Approximate total area⁽¹⁾
1330.74 ft²
123.63 m²

Reduced headroom
3.55 ft²
0.33 m²

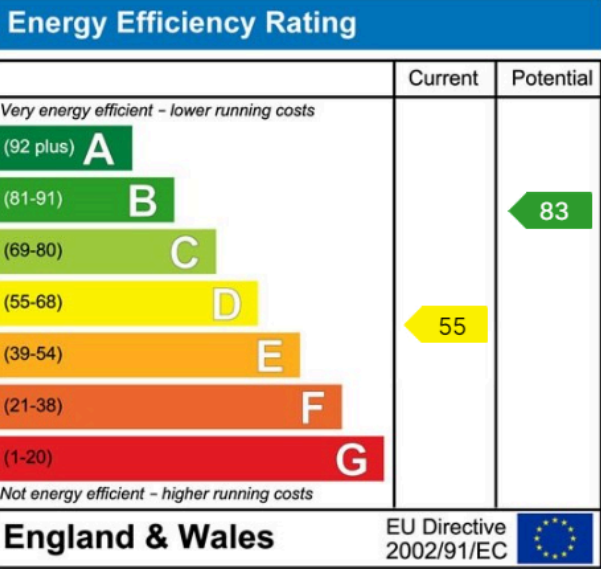
(1) Excluding balconies and terraces

Reduced headroom
..... Below 5 ft/1.5 m

While every attempt has been made to ensure accuracy, all measurements are approximate, not to scale. This floor plan is for illustrative purposes only.

Calculations are based on RICS IPMS 3C standard.

GIRAFFE360



Property Details:

Floor area (as quoted by EPC: 1044 sqft

Tenure: Freehold

Council tax band: D

Whilst we endeavour to make our property particulars accurate and reliable, we have not carried out a detailed survey. If there is any point which is of particular importance to you, please contact the office and we will be pleased to check the information for you, particularly if you are contemplating travelling some distance. Whilst every effort has been made to ensure that any floorplans are correct and drawn as accurately as possible, they are to be used for layout and identification purposes only and are not drawn to scale. The services, where applicable, including electrical equipment and other appliances have not been tested and no warranty can be given that they are in working order, even where described in these particulars. Carpets, curtains, furnishings, gas fires, electrical goods/fittings or other fixtures, unless expressly mentioned, are not necessarily included with the property.