

# Energy performance certificate (EPC)

3, Sutton Square  
Urswick Road  
LONDON  
E9 6EQ

Energy rating

C

Valid until 18 January 2027

Certificate number

8393-7529-4750-7951-5992

**Property type**

Mid-terrace house

**Total floor area**

83 square metres

## Rules on letting this property

Properties can be rented if they have an energy rating from A to E.

If the property is rated F or G, it cannot be let, unless an exemption has been registered. You can read [guidance for landlords on regulations and exemptions \(https://www.gov.uk/guidance/domestic-private-rented-property-minimum-energy-efficiency-standard-landlord-guidance\)](https://www.gov.uk/guidance/domestic-private-rented-property-minimum-energy-efficiency-standard-landlord-guidance).

## Energy efficiency rating for this property

This property's current energy rating is C. It has the potential to be B.

[See how to improve this property's energy performance.](#)

Score	Energy rating	Current	Potential
92+	A		
81-91	B		88   B
69-80	C	70   C	
55-68	D		
39-54	E		
21-38	F		
1-20	G		

The graph shows this property's current and potential energy efficiency.

Properties are given a rating from A (most efficient) to G (least efficient).

Properties are also given a score. The higher this number, the lower your carbon dioxide (CO2) emissions are likely to be.

The average energy rating and score for a property in England and Wales are D (60).

### Breakdown of property's energy performance

This section shows the energy performance for features of this property. The assessment does not consider the condition of a feature and how well it is working.

Each feature is assessed as one of the following:

- very good (most efficient)
- good
- average
- poor
- very poor (least efficient)

When the description says 'assumed', it means that the feature could not be inspected and an assumption has been made based on the property's age and type.

Feature	Description	Rating
Wall	Timber frame, as built, insulated (assumed)	Good

Roof	Pitched, 100 mm loft insulation	Average
Roof	Pitched, insulated (assumed)	Average
Window	Single glazed	Very poor
Main heating	Boiler and radiators, mains gas	Good
Main heating control	Programmer and room thermostat	Average
Hot water	From main system	Good
Lighting	Low energy lighting in 45% of fixed outlets	Good
Floor	Suspended, no insulation (assumed)	N/A
Secondary heating	None	N/A

## Primary energy use

The primary energy use for this property per year is 183 kilowatt hours per square metre (kWh/m<sup>2</sup>).

### [What is primary energy use?](#)

## Environmental impact of this property

One of the biggest contributors to climate change is carbon dioxide (CO<sub>2</sub>). The energy used for heating, lighting and power in homes produces over a quarter of the UK's CO<sub>2</sub> emissions.

<b>For an average household</b>	<b>6 tonnes of CO<sub>2</sub></b>
<b>This property produces</b>	<b>2.7 tonnes of CO<sub>2</sub></b>
<b>This property's potential reduction</b>	<b>0.9 tonnes of CO<sub>2</sub></b>

By making the [recommended changes](#), you could reduce this property's CO<sub>2</sub> emissions by 1.8 tonnes per year. This will help to protect the environment.

Environmental impact ratings are based on assumptions about average occupancy and energy use. They may not reflect how energy is consumed by the people living at the property.

## How to improve this property's energy performance

Making any of the recommended changes will improve this property's energy efficiency.

If you make all of the recommended changes, this will improve the property's energy rating and score from C (70) to B (88).

[What is an energy rating?](#)



### Recommendation 1: Draught proofing

Draught proofing

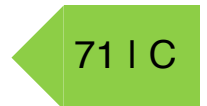
Typical installation cost

£80 - £120

Typical yearly saving

£14

Potential rating after carrying out recommendation 1



### Recommendation 2: Low energy lighting

Low energy lighting

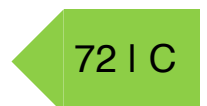
Typical installation cost

£30

Typical yearly saving

£26

Potential rating after carrying out recommendations 1 and 2



### Recommendation 3: Solar water heating

Solar water heating

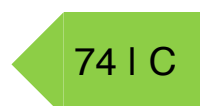
Typical installation cost

£4,000 - £6,000

Typical yearly saving

£53

Potential rating after carrying out recommendations 1 to 3



## Recommendation 4: Double glazed windows

Replace single glazed windows with low-E double glazed windows

Typical installation cost £3,300 - £6,500

Typical yearly saving £72

Potential rating after carrying out recommendations 1 to 4



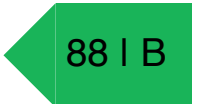
## Recommendation 5: Solar photovoltaic panels, 2.5 kWp

Install solar photovoltaic panels

Typical installation cost £5,000 - £8,000

Typical yearly saving £280

Potential rating after carrying out recommendations 1 to 5



## Looking for energy improvements

Find out about [energy grants and ways to save energy in your home](https://www.gov.uk/improve-energy-efficiency). (<https://www.gov.uk/improve-energy-efficiency>)

Estimated energy use and potential savings

Estimated yearly energy cost for this property £644

Potential saving £166

The estimated cost shows how much the average household would spend in this property for heating, lighting and hot water. It is based on how energy is used by the people living at the property.

The estimated saving is based on making all of the recommendations in [how to improve this property's energy performance](#).

For advice on how to reduce your energy bills visit [Simple Energy Advice](https://www.simpleenergyadvice.org.uk/) (<https://www.simpleenergyadvice.org.uk/>).

## Heating use in this property

ating a property usually makes up the majority of energy costs.

## Estimated energy used to heat this property

Space heating	6506.0 kWh per year
---------------	---------------------

Water heating	2825.0 kWh per year
---------------	---------------------

## Potential energy savings by installing insulation

Type of insulation	Amount of energy saved
--------------------	------------------------

Loft insulation	359 kWh per year
-----------------	------------------

You might be able to receive [Renewable Heat Incentive payments \(https://www.gov.uk/domestic-renewable-heat-incentive\)](https://www.gov.uk/domestic-renewable-heat-incentive). This will help to reduce carbon emissions by replacing your existing heating system with one that generates renewable heat. The estimated energy required for space and water heating will form the basis of the payments.

## Contacting the assessor and accreditation scheme

This EPC was created by a qualified energy assessor.

If you are unhappy about your property's energy assessment or certificate, you can complain to the assessor directly.

If you are still unhappy after contacting the assessor, you should contact the assessor's accreditation scheme.

Accreditation schemes are appointed by the government to ensure that assessors are qualified to carry out EPC assessments.

## Assessor contact details

Assessor's name	Stephen Nygate
-----------------	----------------

Telephone	02079239971
-----------	-------------

Email	<a href="mailto:snygate@blueyonder.co.uk">snygate@blueyonder.co.uk</a>
-------	--

## Accreditation scheme contact details

Accreditation scheme	NHER
----------------------	------

Assessor ID	NHER004811
-------------	------------

Telephone	01455 883 250
-----------	---------------

Email	<a href="mailto:enquiries@elmhurstenergy.co.uk">enquiries@elmhurstenergy.co.uk</a>
-------	--

## Assessment details

Assessor's declaration	No related party
Date of assessment	19 January 2017
Date of certificate	19 January 2017
Type of assessment	▶ <a href="#">RdSAP</a>

### Other certificates for this property

If you are aware of previous certificates for this property and they are not listed here, please contact us at [mhclg.digital-services@communities.gov.uk](mailto:mhclg.digital-services@communities.gov.uk), or call our helpdesk on 020 3829 0748.

There are no related certificates for this property.