

CHURCH VIEW

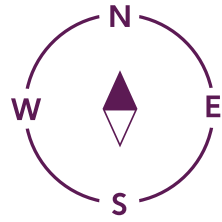
CALLERTON

DEVELOPMENT LAYOUT

PHASE 2



Ashberry
Homes



Development by others

Existing Development



4 Bedroom Homes

-  **The Trillium**
Plots 538, 551, 557, 573, 574, 588 & 598
-  **The Lunaria**
Plots 500, 577, 596 & 597
-  **The Angelica**
Plots 540, 560 & 600
-  **The Gardenia**
Plots 492, 501, 527, 535, 539, 545, 548, 553, 556, 558, 566, 572, 575, 576, 580, 587, 592 & 595
-  **The Jasmine**
Plots 493, 502, 534, 536, 537, 554, 555, 563, 564, 586 & 599
-  **The Aurora**
Plots 490, 491, 514, 524 & 547
-  **The Myrtle**
Plots 593* & 594*

3 Bedroom Homes

-  **The Begonia**
Plots 489, 512, 513, 525, 526, 530, 546, 552 & 567
-  **The Larkspur**
Plots 503, 504, 507, 508, 520, 533 & 559
-  **The Lysander**
Plot 506
-  **The Wisteria**
Plots 494, 505, 511, 515, 521, 565, 583 & 591
-  **The Orchid**
Plots 518, 519, 531, 532, 543, 544, 561, 562, 570, 571, 578, 579, 584, 585, 589 & 590
-  **The Valerian**
Plots 541, 542, 549 & 550
-  **The Clematis**
Plots 581* & 582*

2 Bedroom Homes

-  **The Sundew**
Plots 509, 510, 516, 517, 522, 523, 568 & 569
-  **The Oxalis**
DISCOUNT MARKET VALUE
Plots 528 & 529

Affordable Homes



Key to plan: bcp Bin collection point, VP Visitor parking

The site plan is drawn to show the relative position of individual properties. NOT TO SCALE. This is a two dimensional drawing and will not show land contours and gradients, boundary treatments, landscaping or local authority street lighting. For details of individual properties and availability please refer to our Sales Advisor.

*Homes built to an increased specification, Ask a Sales Advisor for more details

PV - Solar Photovoltaics

