









THE GREEN

WALTHAM

Development Layout

KEY:

-  Bungalow Type A
-  Bungalow Type B
-  Detached Type A
-  Semi-Detached Type A
-  1.5 Mews
-  2.5 Mews
-  Townhouse
-  Cottage



Cheapside

Details are given as a general guide and are subject to alteration. The plans shown are not to scale and the dimensions should be used for reference only and should not be relied on for ordering carpets and furniture. For individual plot details please contact Canters. These details do not represent any contractual offer or obligation on behalf of Canters.

