


Need a Mortgage in principle to make offers? Call us now for quick assistance!
0121 775 0101



Do you need to sell? Start your journey now! Call us we can help.
0121 775 0101



SCAN FOR MORE INFO
SIZE - 720 Sq Ft
TENURE - Freehold
COUNCIL TAX - Solihull MBC - C
BROADBAND - Upload Max 1000Mbps
 Download Max 1000Mbps
MOBILE - EE Three
EPC - D - 58
PARKING - For at least 4 Cars
FLOODRISK - Very Low
SERVICES - Mains
COVENANTS - N/A

OLD LODE LANE
 Offers in the region of **£325,000**

A lovely semi-detached family home boasting a delightful blend of character and modern upgrades, this property is sure to captivate your heart. With its prime location and charming features, this semi-detached house on Old Lode Lane is a rare find that offers both comfort and style.

FEATURES

- Extended Traditional Semi-Detached Family Home
- Beautifully Presented Throughout
- Open Plan Living Accommodation
- Lounge with Feature Bay Window
- Stunning Kitchen/Dining Area
- Two Double Bedrooms One with Fitted Wardrobes
- Third Single Bedroom/Nursery
- Family Shower Room
- Private Rear Garden
- Conveniently Located for Local Amenities

Are you an investor interested in expanding your portfolio?

Call 0121 775 0101 to provide your investment criteria for alerts.

Sneak Peeks

Every week, we unveil "Sneak Peeks," a feature showcasing exclusive properties before they hit Rightmove and other platforms.

The Landlord Club

Join our Landlord Club for weekly updates on legislation, market trends, and our Letting Director's 'Investment Pick of the Week' for optimal ROI.

HTSPMD

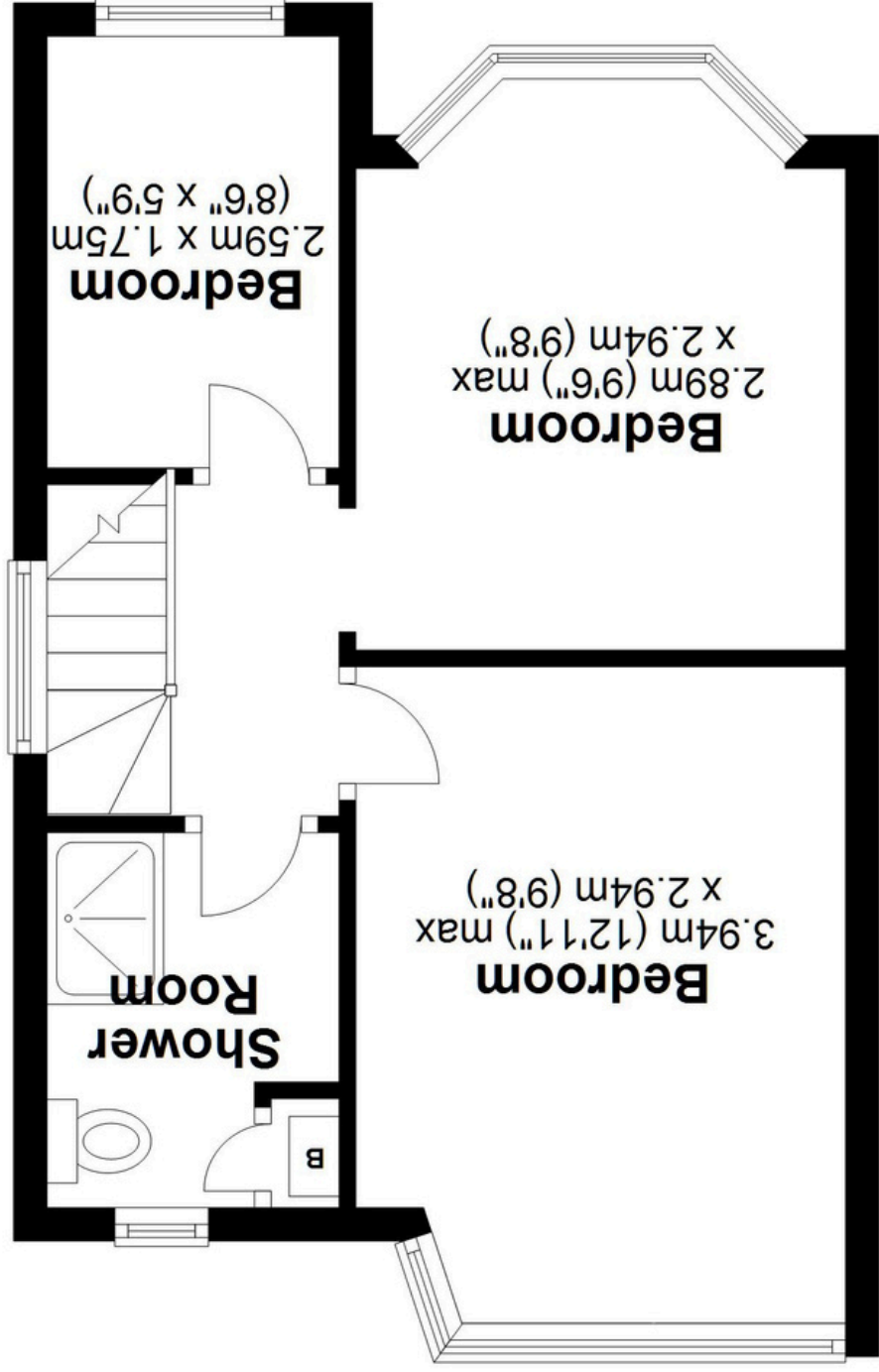
Tune into 'How's The Solihull Property Market Dom' weekly for a quick, insightful snapshot of the market.

The Mortgage Update

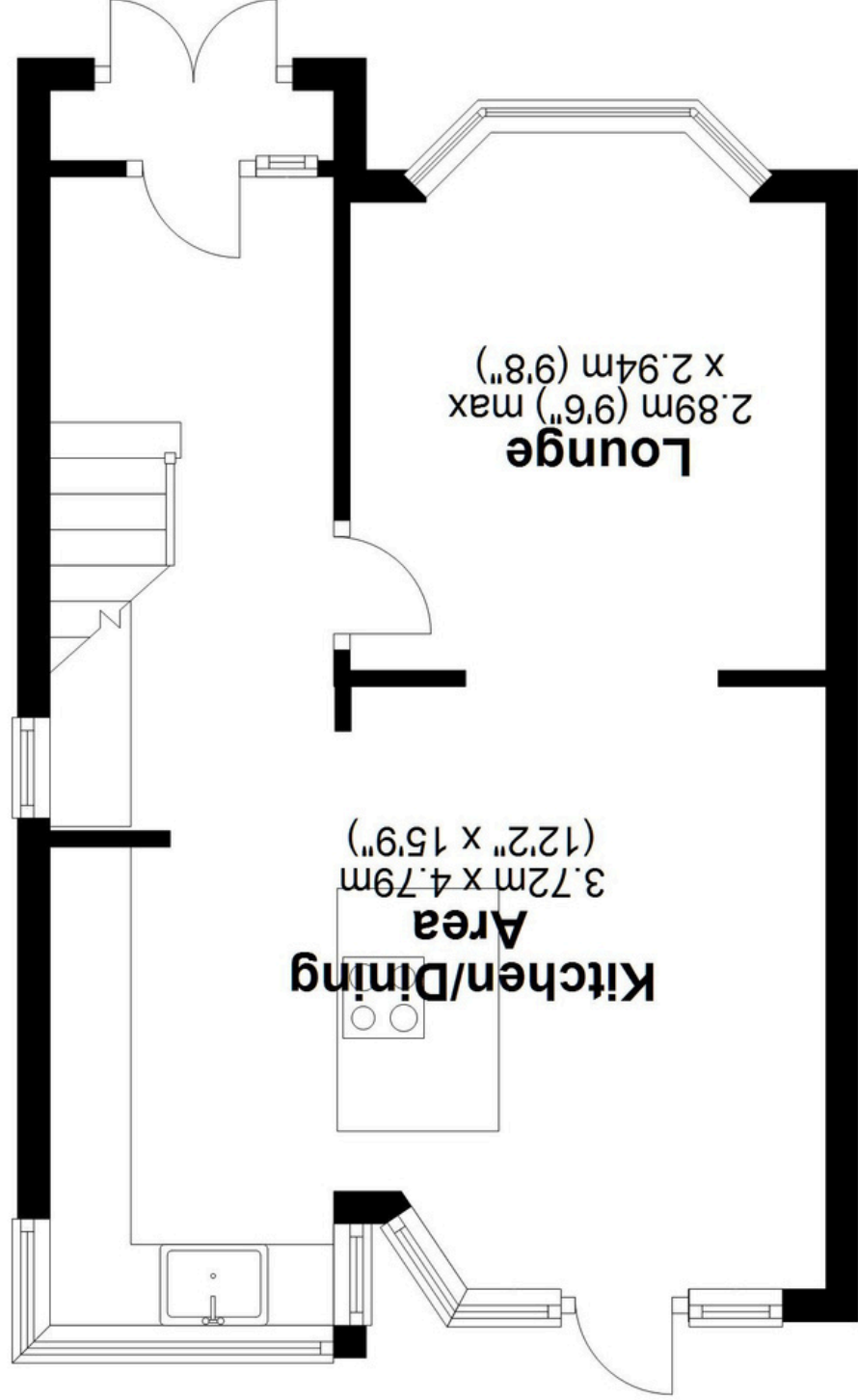
Get weekly insights and the best deals with our Mortgage Update, your shortcut to navigating the complex mortgage landscape confidently.



SCAN TO VIEW OUR WEEKLY FILMS & SUBSCRIBE



First Floor
 Approx. 33.3 sq. metres (358.2 sq. feet)



Ground Floor
 Approx. 33.6 sq. metres (362.2 sq. feet)



Total area: approx. 66.9 sq. metres (720.3 sq. feet)

This floor plan is for illustration purposes only, this is not intended to be a measured/scaled survey or comply with RICS guidelines. All measurements (including total floor area) openings, orientation and floor area are approximate. No details are guaranteed, they cannot be relied upon for any purpose and do not form part of any agreement. A party must rely upon its own inspection(s). No responsibility is taken for any error, omission, or mis-statement.
 Plan produced using PlanUp.