

Need a Mortgage in principle to make offers? Call us now for quick assistance!
0121 775 0101



Do you need to sell? Start your journey now! Call us we can help.
0121 775 0101



SCAN FOR MORE INFO
SIZE - 902 Sq Ft
TENURE - Freehold
COUNCIL TAX - Solihull MBC - D
BROADBAND - Upload Max 1000Mbps
Download Max 1000Mbps
MOBILE - O2
EPC - C - 69
PARKING - For 1 Car
FLOODRISK - Very Low
SERVICES - Mains
COVENANTS - N/A

Are you an investor interested in expanding your portfolio?

Call 0121 775 0101 to provide your investment criteria for alerts.

BOURTON CROFT

Offers in the region of £240,000

Nestled in the charming Bourton Croft of Solihull, this terraced house offers a unique opportunity for those over 58 seeking a peaceful retreat. With 2 reception rooms, 1 bedroom and 2 bathrooms, this property is designed for comfortable and manageable living. Additionally, the absence of an upward chain streamlines the buying process, making this an attractive option for those looking to settle quickly.

FEATURES

- Exclusive Development for the over 58's
- No Upward Chain
- Quiet Cul-de-Sac Location
- Lounge and Fitted Kitchen
- Ground Floor Bedroom and Shower Room
- Spacious First Floor Bedroom with En-Suite Shower Room
- Private Rear Garden
- 1 Parking Space Immediately Outside of the Property
- Communal Visitor Parking
- Close Proximity to a Variety of Local Shops



Sneak Peeks

Every week, we unveil "Sneak Peeks," a feature showcasing exclusive properties before they hit Rightmove and other platforms.

The Landlord Club

Join our Landlord Club for weekly updates on legislation, market trends, and our Letting Director's 'Investment Pick of the Week' for optimal ROI.

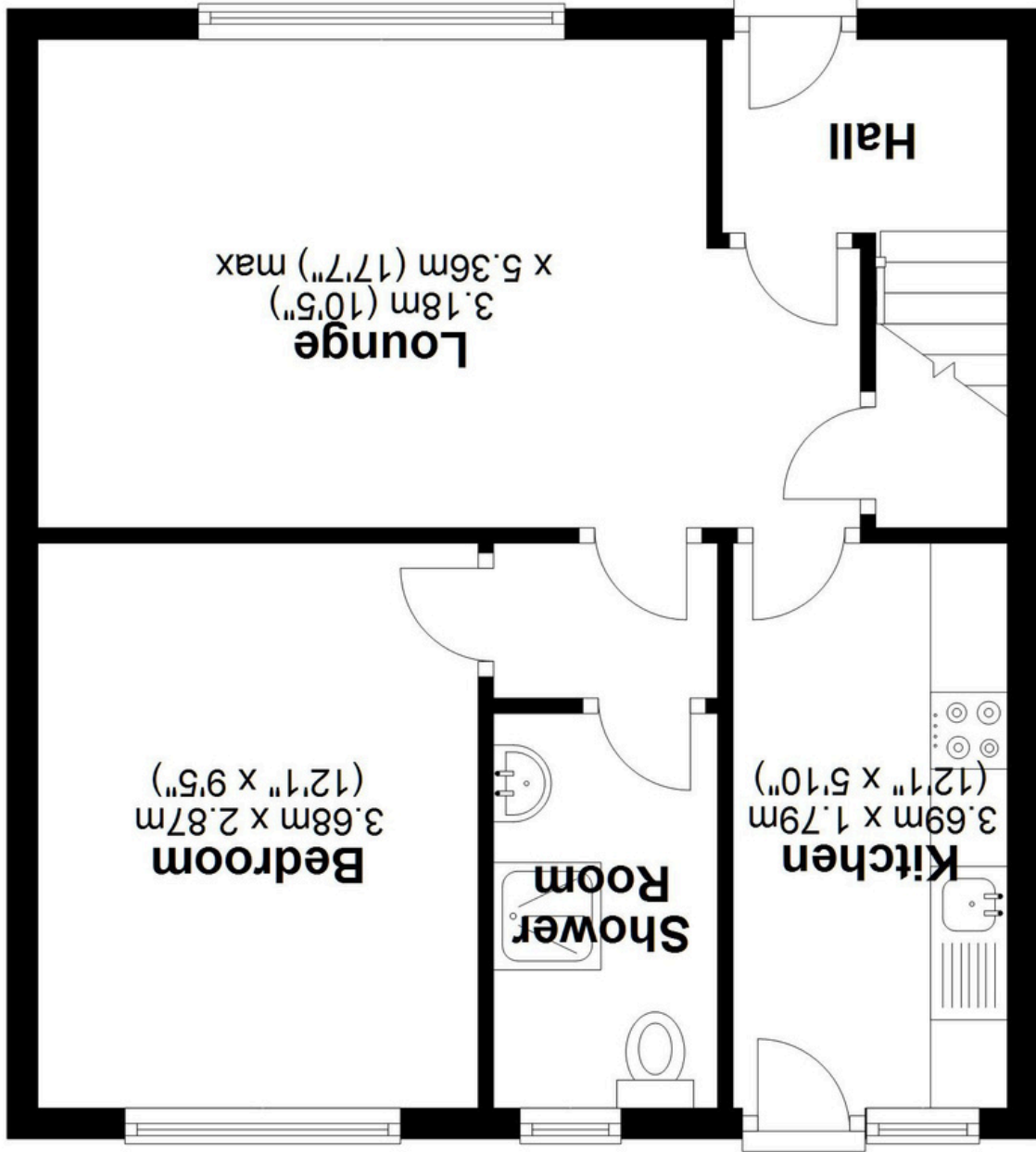
HTSPMD

Tune into 'How's The Solihull Property Market Dom' weekly for a quick, insightful snapshot of the market.

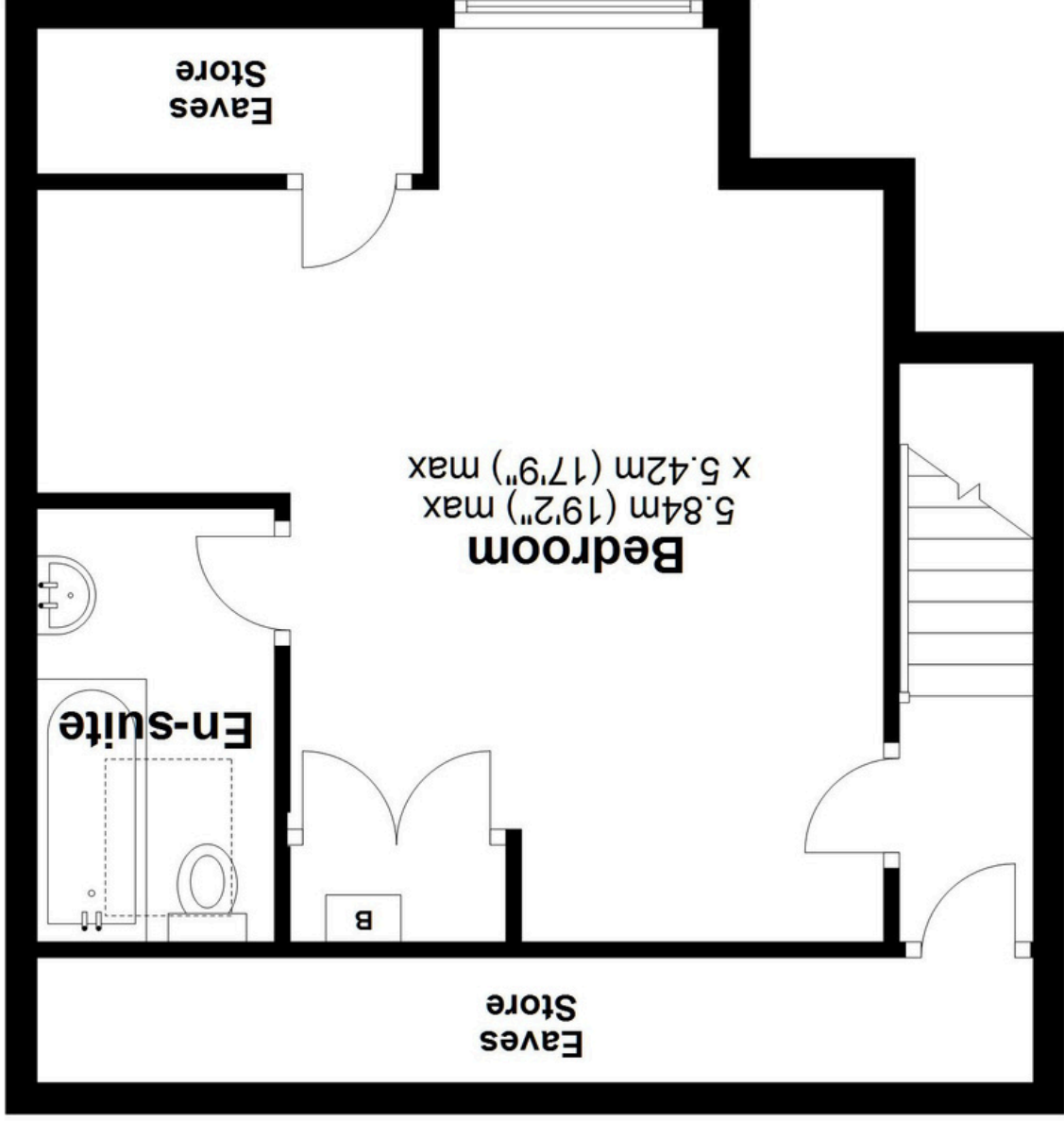
The Mortgage Update

Get weekly insights and the best deals with our Mortgage Update, your shortcut to navigating the complex mortgage landscape confidently.


SCAN TO VIEW OUR WEEKLY FILMS & SUBSCRIBE



Ground Floor
Approx. 44.0 sq. metres (473.5 sq. feet)



First Floor
Approx. 39.8 sq. metres (428.9 sq. feet)



Total area: approx. 83.8 sq. metres (902.4 sq. feet)

This floor plan is for illustration purposes only, this is not intended to be a measured/scaled survey or comply with RICS guidelines. All measurements (including total floor area) openings, orientation and floor area are approximate. No details are guaranteed, they cannot be relied upon for any purpose and do not form part of any agreement. A party must rely upon its own inspection(s). No responsibility is taken for any error, omission, or mis-statement.
Plan produced using PlanUp.