

Need a Mortgage in principle
to make offers? Call us now
for quick assistance!
0121 775 0101



Do you need to sell?
Start your journey now!
Call us we can help.
01564 777 314



SCAN FOR MORE INFO
SIZE - 1506 Sq Ft
TENURE - Freehold
COUNCIL TAX - Warwick Council - E
BROADBAND - Upload Max 1000 Mbps
Download Max 220 Mbps
MOBILE - EE Three O2
EPC - B - 83
PARKING - For at least 2 Cars on driveway
FLOODRISK - Very Low
SERVICES - Mains
COVENANTS - N/A

Are you an investor
interested in expanding your
portfolio?

**Call 01564 777 314 to provide your
investment criteria for alerts.**

BOX TREES

Offers in the region of £550,000

A rare opportunity to acquire this well presented three bedroom pre war semi-detached house in the heart of Lapworth Village. This extended family home is in a prime location being a short walk to Lapworth train station, primary school, famous local pubs, canal network and glorious countryside.

FEATURES

- Three Bedroom Semi-Detached House
- Dining Room
- Extended Lounge
- Breakfast Kitchen
- Modern Shower Room
- Large South West Facing Garden
- Detached Double Garage
- Fantastic Village Location
- A Short Walk to Local Amenities



SCAN TO **VIEW OUR
WEEKLY FILMS &
SUBSCRIBE**

Sneak Peeks

Every week, we unveil "Sneak Peeks," a feature showcasing exclusive properties before they hit Rightmove and other platforms.

The Landlord Club

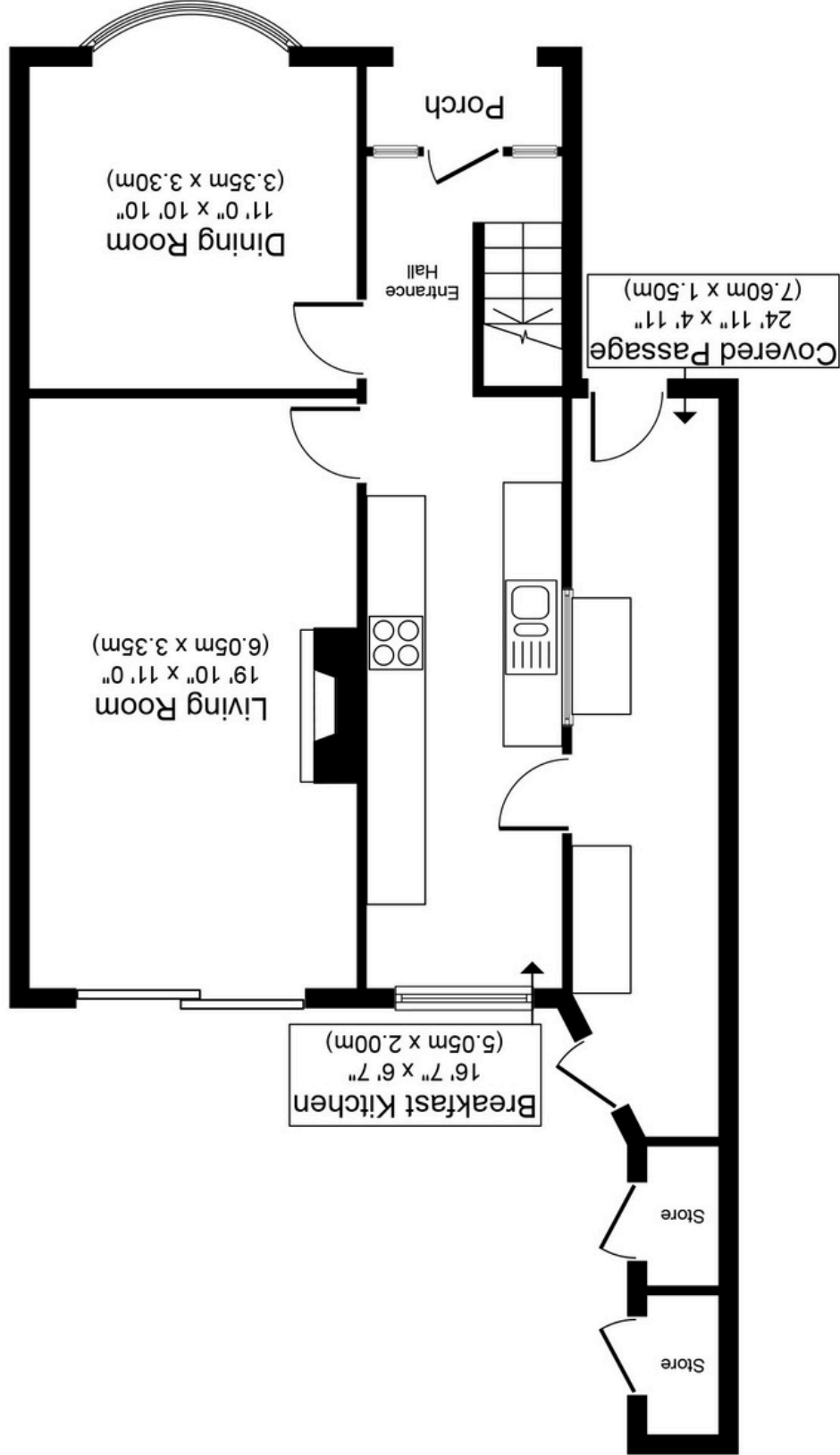
Join our Landlord Club for weekly updates on legislation, market trends, and our Letting Director's 'Investment Pick of the Week' for optimal ROI.

HTSPMD

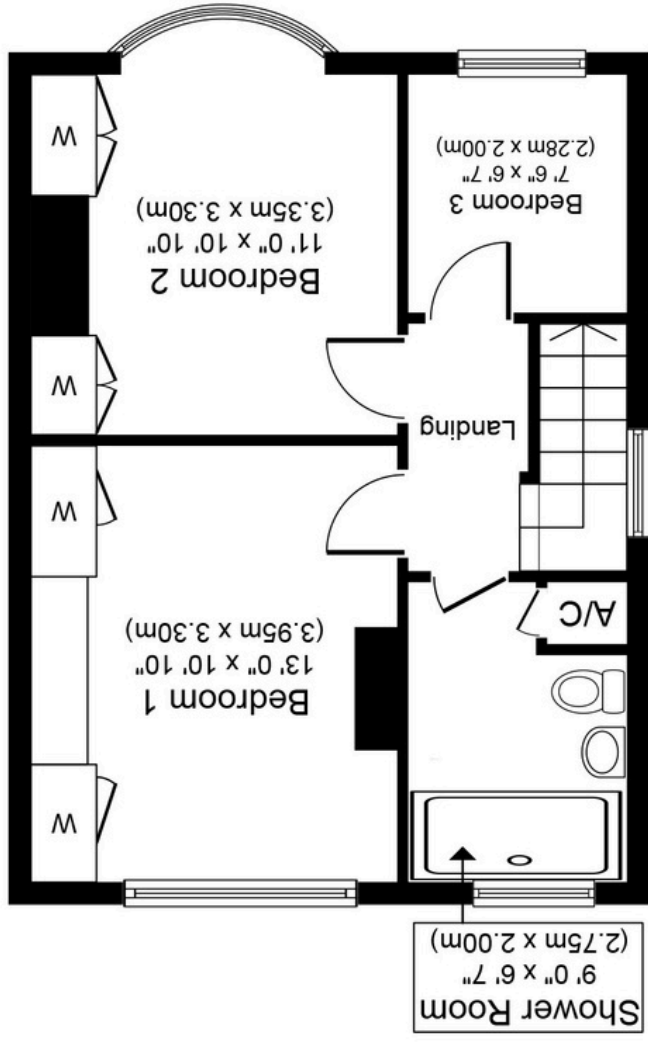
Tune into 'How's The Solihull Property Market Dom' weekly for a quick, insightful snapshot of the market.

The Mortgage Update

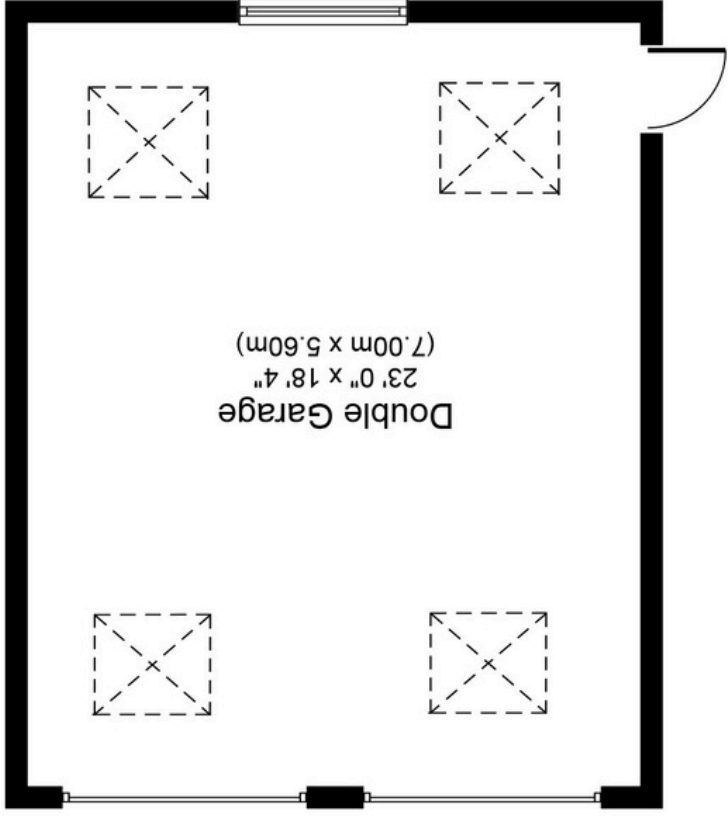
Get weekly insights and the best deals with our Mortgage Update, your shortcut to navigating the complex mortgage landscape confidently.



Ground Floor
645 sq. ft.
Approximate Floor Area
(60.0 sq. m.)



First Floor
442 sq. ft.
Approximate Floor Area
(41.0 sq. m.)



Double Garage
419 sq. ft.
Approximate Floor Area
(39.0 sq. m.)

Whilst every attempt has been made to ensure the accuracy of the floor plan contained here, measurements of doors, windows, rooms and any other items are approximate and no responsibility is taken for any error, omission, or mis-statement. The measurements should not be relied upon for valuation, transaction and/or funding purposes only and should be used as such by any prospective purchaser or tenant. The services, systems and appliances shown have not been tested and no guarantee as to their operability or efficiency can be given.