

Made For Enterprise.

Billingshurst
Enterprise Park.

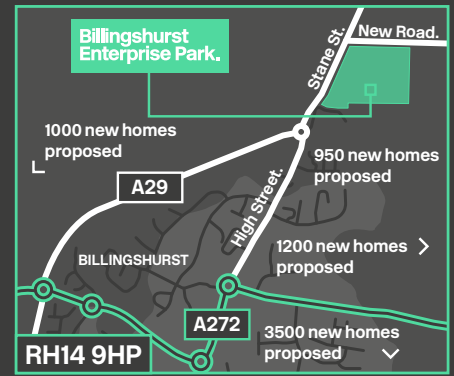
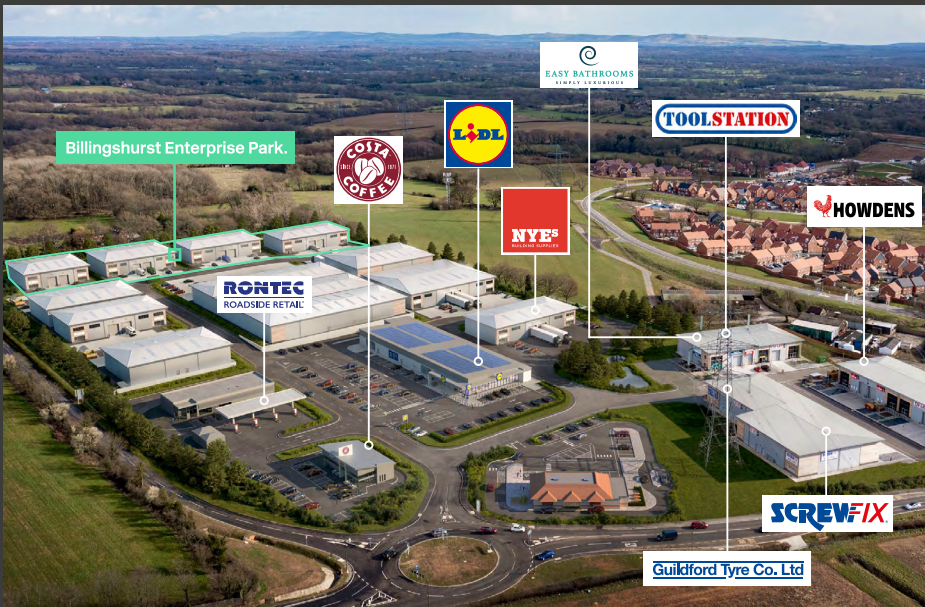
Available Q1 2022



Brand New Warehouse Units
3,358 - 8,266 sq ft

Billingshurst Enterprise Park
New Road, Billingshurst, RH4 9HP

DUNMOORE 



Location.

Situated approximately 7 miles to the South West of Horsham, Billingshurst is an affluent commuter town which benefits from a growing population and quick links to both the South Coast and southern home counties.

Specification.



Level Loading Doors



6.5m Eaves Height



Highly Specified New Units



First Floor Mezzanine



Allocated Car Parking



Metred Water Supply



Allocated Car Parking With Dedicated Yards



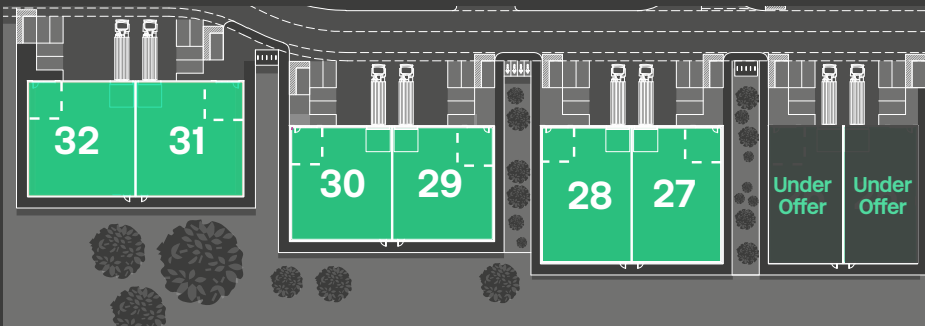
Electric Car Charging Points



Landscaped Environment



3-phase Power Supply



Travel Times.

Road	Miles
Horsham	7.1
Crawley	15.6
Worthing	18.7
Brighton	26.6
Portsmouth	40.3
London	46.3

Rail	Time
Horsham	10 mins
Crawley	19 mins
Gatwick	29 mins
London Victoria	1 hr 10 mins

Air	Time
Gatwick Airport	31 mins
Heathrow Airport	1 hr 6 mins
Southampton	1 hr 13 mins

Accommodation.

Unit	FF office (sq ft)	Warehouse (sq ft)	Total (sq ft)
25	n/a	Under Offer	3,358
26	355	Under Offer	3,713
27	355	4,133	4,488
28	355	4,133	4,488
29	355	3,853	4,208
30	355	3,853	4,208
31	355	4,069	4,424
32	355	4,069	4,424
Total GIA (GF + Mezz)			26,240

DTRE

Jake Huntley
07765 154 211
jake.huntley@dtre.com

RAPLEYS

Alfred Bartlett
07738 090 760
alfred.bartlett@rapleys.com

SHW

David Martin
07860 207 453
dmartin@shw.co.uk

DUNMOORE