



56 Kingsmere Park

, London, NW9 8PL

£3,650 (From) PCM

* A MODERN FOUR BEDROOM FAMILY HOME IN A PRIME LOCATION*
 We are delighted to bring to the market this exceptional property located off one of the areas most sought after roads. Internally the property offers ample living accommodation for a large family with a welcoming hallway, through lounge, a separate utility room, fully fitted kitchen and a large rear garden. There are four first floor bedrooms and a family bathroom. . The front of the property has a paved driveway which offers ample parking.

The property is conveniently positioned within close proximity to highly regarded Schools including the Lycée International de Londres Winston Churchill, local buses, tube stations including Wembley Park Metropolitan & Jubilee lines, Fryent Country Park and the London Designer Outlet offering an array of popular shops & restaurants. Major road networks are close by including the A406, A40, the M1.

- FOUR BEDROOMS
- THROUGH LOUNGE
- SEMI DETACHED
- MODERN
- FITTED KITCHEN
- WEMBLEY PARK
- OFF ROAD PARKING
- AVAILABLE NOW

Viewing


Please contact our Bryan Maher & Co Office on 020 8904 8904 if you wish to arrange a viewing appointment for this property or require further information.




4



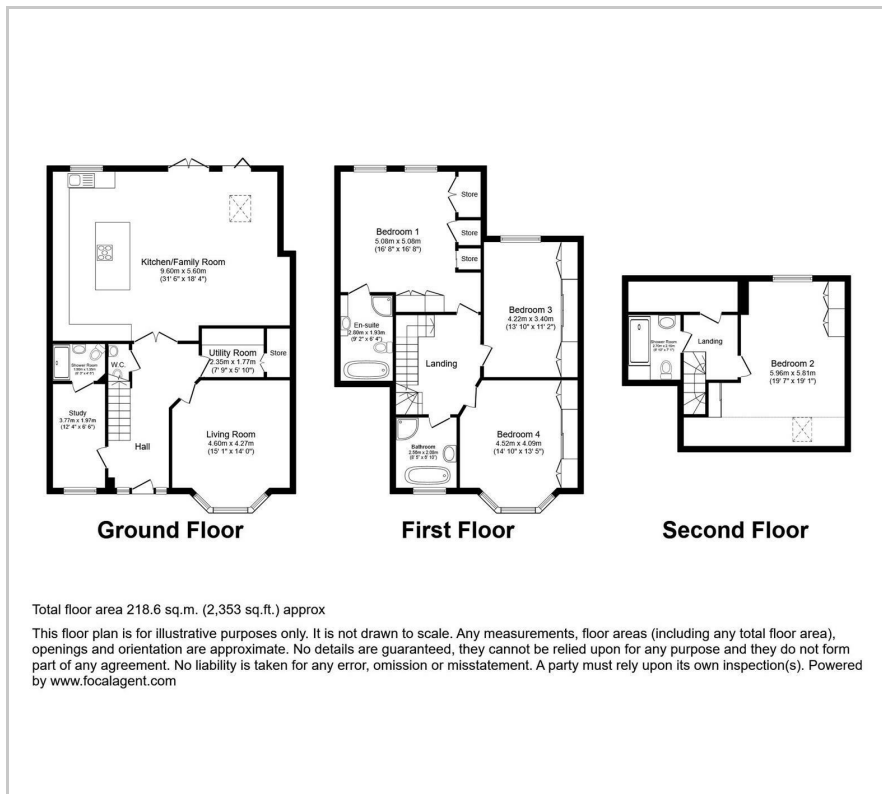
1



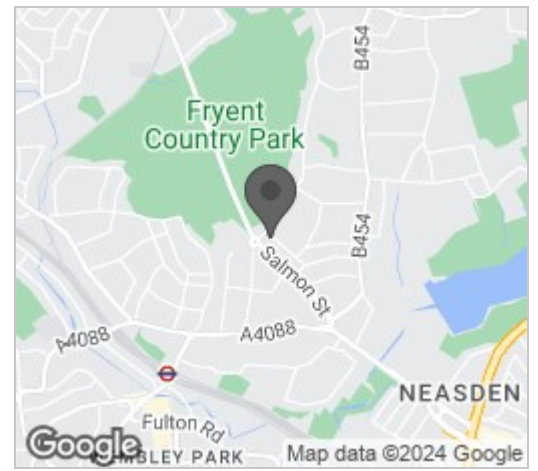
1



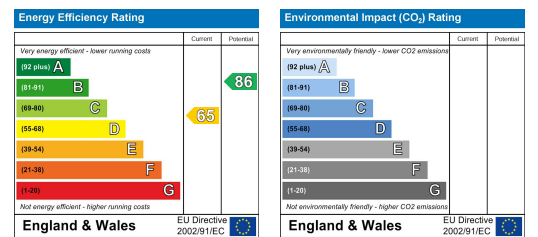
Floor Plan



Area Map



Energy Efficiency Graph



These particulars, whilst believed to be accurate are set out as a general outline only for guidance and do not constitute any part of an offer or contract. Intending purchasers should not rely on them as statements of representation of fact, but must satisfy themselves by inspection or otherwise as to their accuracy. No person in this firm's employment has the authority to make or give any representation or warranty in respect of the property.

