



HARVEY ROBINSON

Guide Price

£365,000

Handel Way

Biggleswade, SG18 8TY


Harvey Robinson estate agents in Biggleswade are delighted to offer for sale this well presented three-bedroom family home located within the hugely popular and highly sought-after Kings Reach development. Constructed by Taylor Wimpey in 2017 to 'The Dadford' design, the property in brief consists of an entrance hall, cloakroom, a kitchen packed with integrated appliances, and a lounge/dining room, with French-style doors opening to the rear garden, completing the downstairs living space. The three bedrooms and a family bathroom can be found occupying the first floor. Outside, the property has a brand new landscaped rear garden primarily laid to lawn. A single garage with parking in front of is located to the rear of this home. Located a very short distance from Central Square with amenities to include a local convenience store, a café and takeaway outlets, primary schooling, a community centre and with play parks also nearby, this property would make an ideal family home. Biggleswade town centre is located just over 1 mile away with various shops, bars and restaurants to choose from with further big brand shopping located at the Retail Park on the outskirts of the town. The mainline train station located less than 1 mile away and within walking distance provides access into London Kings Cross and St Pancras within 40 minutes making it ideal for the commuter too. Viewings can be arranged by contacting our Biggleswade estate agent offices.

- 3 
- 1 
- 1 

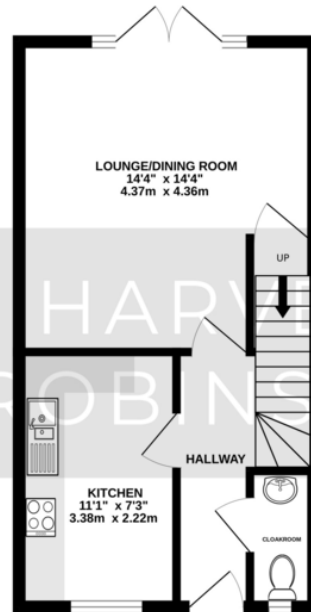




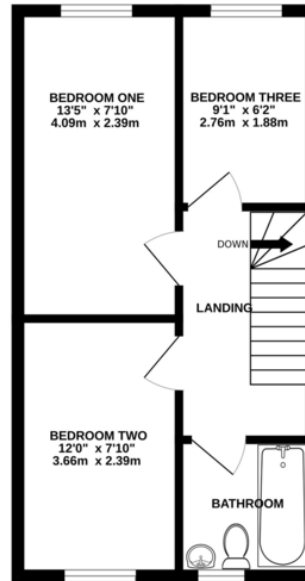
GARAGE
177 sq.ft. (16.4 sq.m.) approx.



GROUND FLOOR
355 sq.ft. (32.9 sq.m.) approx.



1ST FLOOR
355 sq.ft. (32.9 sq.m.) approx.



TOTAL FLOOR AREA: 886 sq.ft. (82.3 sq.m.) approx.
Made with Metropix ©2024

FAQs

Property Tenure: Freehold

Property Constructed: 2017

Builder: Taylor Wimpey - Dadford design

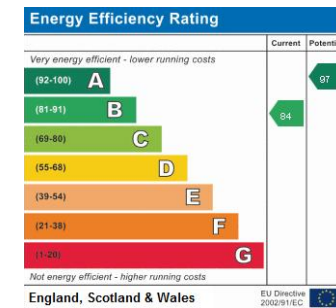
Council Tax Band: D

Rear Garden Aspect: North / East

Postcode for SatNav: SG18 8TY

What3Words Location: ///trickling.audible.jazzy

EPC Rating: B



Agents Note: Whilst every care has been taken to prepare these particulars, they are for guidance purposes only. All measurements are approximate and are for general guidance purposes only and whilst every care has been taken to ensure their accuracy, they should not be relied upon and potential buyers/tenants are advised to recheck the measurements

HARVEY ROBINSON

OFFICE ADDRESS

5 Purcell Place, Sullivan Court,
Biggleswade, Bedfordshire,
SG18 8SX

CONTACT

01767 660770
biggleswade@harveyrobinson.co.uk
www.harveyrobinson.co.uk