



Skimpans Farm House, Bulls Lane, Welham Green, Herts, AL9 7PE
£1,850,000

Duncan Perry
SALES ■ LETTINGS ■ COMMERCIAL

Duncan Perry are proud to offer this Grade II listed former farm house. Original parts of the building date back to the 16th century. Situated on the borders of the village of Welham Green and overlooking fields. This four / five bedroom detached house both with principle suite and guest suite. Various outbuildings and generous courtyard to front. The property plans is arranged in a horseshoe shape with East and West wings and with

three staircases is ideal for more than one family to reside. With a total of 5,042 sq. feet (468.4 sq. meters) of accommodation. Property also features a studio, annex, south facing extensive rear gardens and a plot of .65 of an acre or 0.264 of a hectare. For further extensive information on the history and the flexibility of the accommodation please contact Duncan Perry.



- FOUR / FIVE BEDROOM DETACHED HOUSE GRADE II LISTED FORMER FARMHOUSE
- ORIGINAL PARTS OF BUILDING DATE BACK TO THE 16TH CENTURY
- SITUATED ON THE SOUTHERN BORDERS OF WELHAM GREEN OVERLOOKING FIELDS
- VARIOUS OUTBUILDINGS AND GENEROUS COURTYARD TO FRONT
- TOTAL OF 5,042 SQ. FEET (468.4 SQ. METERS) OF ACCOMODATION
- STUDIO, ANNEX & SOUTH FACING EXTENSIVE REAR GARDENS
- PLOT OF .65 OF AN ACRE OR 0.264 OF A HECTARE
- PROPERTY ARRANGED IN A HORSESHOE PLAN WITH EAST AND WEST WINGS
- COUNCIL TAX BAND H - WELWYN AND HATFIELD DISTRICT COUNCIL
- VIEWING RECOMMENDED



Open porch. Part glazed front door opens into:

ENTRANCE HALL

Single radiator. Wall light points. Door to:

LOUNGE

Feature fireplace and large log burner. Two double radiators. Single radiator. Beamed ceiling and exposed brick walls. Multi pane windows to all sides. Wall light points. TV aerial point.

SITTING ROOM

Feature brick fireplace. Oak flooring. TV aerial point. Multi pane windows to front and rear. Exposed beams. Feature radiator. Base cupboard unit.

SECOND HALLWAY

Accessed from lounge. Part glazed door to front side. Open archway to:

DRAWING ROOM

Dual aspect with sash windows to front and front side. Two double radiators. Oak flooring. Feature marble and iron fireplaces with decorative tiled cheeks and stone hearth. Storage cupboards either side of the fireplace. Wall light points. TV aerial point. Archway to:

HALL AND STUDY AREA

Window to rear. Built in cupboard housing electric consumer unit.

KITCHEN

Custom made range of John Ladberry wall and base units featuring cupboards and drawers combined with granite working surfaces, upstand and window sill. Integrated dishwasher. One and a half bowl stainless steel sink. Fitted gas powered Aga with two plates and three ovens. Separate base dresser unit with wood work top. Dual aspect with multi pane windows to front and rear with views across open fields. Integrated Neff microwave oven. Space for American style fridge freezer. Tiled floor. Beam ceiling features. Feature radiator. Door to front. Part glazed stable door to rear. Part glazed latch door to:

DINING ROOM

Dual aspect with feature window to side and multi pane window to rear. Two feature radiators. Exposed beam ceiling. Part glazed stable door to rear. Door and staircase to first floor.

ANNEXE/STUDIO/UTILITY

Split level room with tiled floor. Exposed brick and timber wall feature. Three double radiators. Terracotta tiled floor. Kitchen area comprises double bowl Belfast sink, wooden work tops and cupboards and drawers below. Space for washing machine. Space for tumble dryer. Space for gas cooker. Splashback tiling. Sash window to front and two to side. Stable door to front side. Door to:

WALK IN PANTRY

Continuation of terracotta flooring. Light and power.

DOWNSTAIRS WC

Approached from annexe room. Continuing terracotta flooring. Part frosted window to side. White suite comprising low flush WC, wash basin with cupboards below and marble top. Triple width built in cupboards housing two Vaillant gas central heating boilers. Two built in cupboards housing hot water tank. Single radiator.

ANNEXE/ CONSERVATORY

Continuing terracotta flooring. Double glazed lean to roof. Double glazed windows to side. Part glazed casement door to side. Access door to garage.

FIRST FLOOR LANDING ONE

Approached from main hallway via turn flight staircase. Exposed beam features. Door to:

GUEST SUITE

Exposed beam features. Fitted wardrobe. Double radiator. Multi pane window to rear with views across the garden and open fields. Double radiator. Door to:

GUEST SUITE DRESSING ROOM

Multi pane window to front. Double radiator. Built in wardrobes. Exposed beam features. Small stairway and door to:

ENSUITE SHOWER BATHROOM

Modern white suite comprising bath with mixer tap and hand shower attachment. Shower base with glass cubicle, hand and over head shower. His and her wash basins with drawers below. Concealed cistern WC. Tiled floor and part tiled walls. Fully tiled to bath and shower areas. Sash window to front side. Ceiling spot lights. Chrome heated towel rail. Door to:



FIRST LANDING TWO

Approached from turn flight staircase from inner hallway. Sash window to side looking across open fields. Access to small loft above. Single radiator. Door to:

BEDROOM THREE

Dual aspect with Sash windows to side and front. Two double radiators. Fitted wardrobes.

BEDROOM FOUR

Multi pane windows to front and rear. Rear window giving views over garden and open countryside with a window seat. Two eaves storage cupboards. Double radiator. Access door to:

STAIRCASE THREE

Located in the East Wing and Approached from dining room. Leads directly to:

PRINCIPAL SUITE

Dressing room

Built in wardrobes. Double radiator. Multi pane window to rear with views over open fields and garden. Two steps and expose beam lattice divides dressing room and bedroom one

Bedroom area

Eaves storage cupboard. Double radiator. Multi pane dormer window to side with views over fields and window seat.

Door to:

EAST WING LANDING

Multi pane Dormer window to side with views over fields. Access door to loft storage with lighting.

PRINCIPAL SUITE BATH/SHOWER ROOM

Suite comprising roll edge bath tub with decorative feet and shower mixer with pillar taps. Low flush WC. Wash basin with vanity unit, cupboards and drawers below. Large shower base with sliding glass doors with overhead and hand shower. Tiled floor, splashback and shower area. Under floor heating. Double radiator. Eaves storage. Exposed beams. Extractor fan. Multi pane window to front courtyard. Heated towel rail.

LONG LANDING/DRESSING ROOM

Three double width fitted wardrobes with hanging and shelving also housing hot water tank. Further eaves storage. Small loft storage above. Built in airing cupboard with slatted shelving and light.

INTEGRAL GARAGE

Accessed from annexe/conservatory via sliding part glazed door. Full lighting and power. Barn doors to front courtyard.

EXTERIOR REAR

107' x 143' (32.61m x 43.59m)

Measured to the widest point which is to the rear of the property. Starting from the rear of the property, full width rear patio. Extending to a large lawned area with inset flower and shrub beds. Numerous fruit trees. Fruit growing area, with black currant and raspberries, shielded from the North by a high garden wall. Winding stepping stone path through the orchard area leads to octagonal gazebo style summer house. Access via double width glazed doors with windows to five further sides. Summer house has lighting and power. Timber decking to front and side. Adjacent to the summer house is a vegetable growing area, with timber edged raised beds for easy access. Access to front via either side of the property. External water and power points.

EXTERIOR FRONT

Main feature to front of property is extensive gravel driveway and court yard between East and West wings with parking for several vehicles. Lawned areas to either side of the driveway. Five bar gate on entrance. Two rockeries. External lighting.

BRICK & TIMBER BARN

Brick and timber construction under tiled pitched roof. 374 sq ft of ground floor space consists of two areas.

First area - barn or further garage. Lighting. Barn door to front. Accessed from driveway or courtyard. Loft above.


Second area - store room. Casement door and window to side. Lighting and power. Vaulted ceiling.

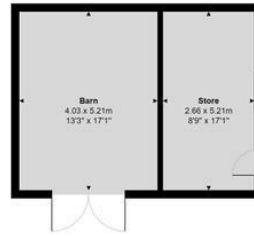
GRANARY

Timber frame construction with brick panels. Open slatted windows. Casement door access. This building dates back to

Adjacent to granary is a further growing area and aluminium green house. Horse chestnut tree. Access gate to rear garden. External lighting point,







Outbuildings
Area: 53.5 m² ... 576 ft²



Ground Floor
Area: 220.0 m² ... 2368 ft²



First Floor
Area: 195.1 m² ... 2100 ft²



Bulls Lane, Welham Green, North Myms, AL9 7PE

Total Area: 468.4 m² ... 5042 ft²

All measurements are approximate and for display purposes only



Tenure - Freehold. Council tax band H - Welwyn and Hatfield District Council

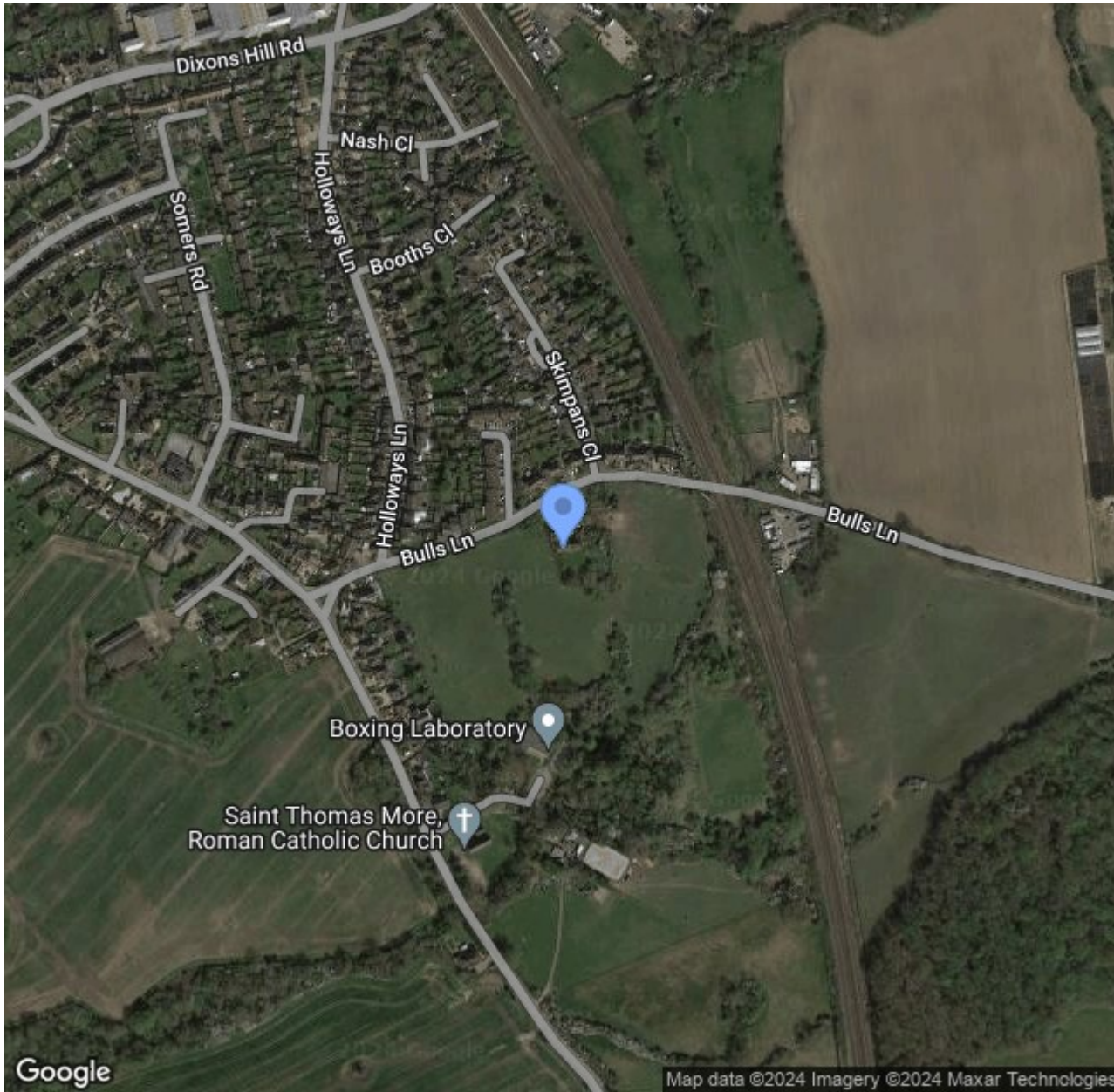
Property Misdescriptions Act

As Agents we have not tested any apparatus, equipment, fixtures, fittings or services, and so cannot verify that they are in working order or fit for the purpose. As a buyer you are advised to obtain verification from your Solicitor/Conveyancer or Surveyor if there are any points of particular importance to you. Reference to the tenure of the property is based on information given to us by the seller as we will not have had sight of the title documents. Before viewing a property, do please check with us as to its availability and also request clarification or information on any points of particular interest to you to save you a wasted journey.



Energy Efficiency Rating	
Current	Potential
Very energy efficient - lower running costs	
95-100 A	
81-95 B	
69-80 C	
55-68 D	
49-54 E	
45-48 F	
1-44 G	
Not energy efficient - higher running costs	
England & Wales	EU Directive 2002/91/EC

Environmental Impact (CO ₂) Rating	
Current	Potential
Very environmentally friendly - lower CO ₂ emissions	
90-100 A	
75-89 B	
60-74 C	
45-59 D	
30-44 E	
15-29 F	
1-14 G	
Not environmentally friendly - higher CO ₂ emissions	
England & Wales	EU Directive 2002/91/EC



79 Bradmore Green, Brookmans Park, Herts., AL9 7QT
t. 01707664549 | e. sales@duncanperry.co.uk |

