

9,000 SQ FT OF FULLY FITTED WORKSPACE

16 NEW BURLINGTON PLACE ^{W1}

Escape
to work

THE CROWN
 ESTATE

ESCAPE TO WORK



Indicative reception CGI

Between stylish Mayfair and vibrant Soho, you'll find 16 New Burlington Place. A design-led refurbishment by award-winning architects ensures this is workspace to enjoy utilising.



YOU ARE HERE



Enjoy the infectious energy of Soho and Mayfair with its shopping and entertainment. Or explore the art galleries, restaurants and leafy squares and parks. Wherever the mood takes you, you'll never be bored here.



16 New Burlington Place is just off Regent Street, on the edge of Soho and St James's, which means you've got a foot in the city's best neighbourhoods.





WORK (& PLAY) IN THE CITY

RESTAURANTS ●

1. Flat Iron
2. Ugly Dumpling
3. Polpo Soho
4. Dishoom
5. NOPI
6. Heddon Street Kitchen
7. Sketch
8. Pollen Street Social
9. Ergon Deli
10. Hawksmoor
11. Sexy Fish
12. Gymkhana

BARS ●

1. The Burlington Arms
2. Windmill
3. Masons Arms
4. Coach & Horses
5. The French House
6. The Guinea
7. Nightjar
8. Mr Fogg's Residence
9. Willows on The Roof
10. Cahoots

COFFEE ●

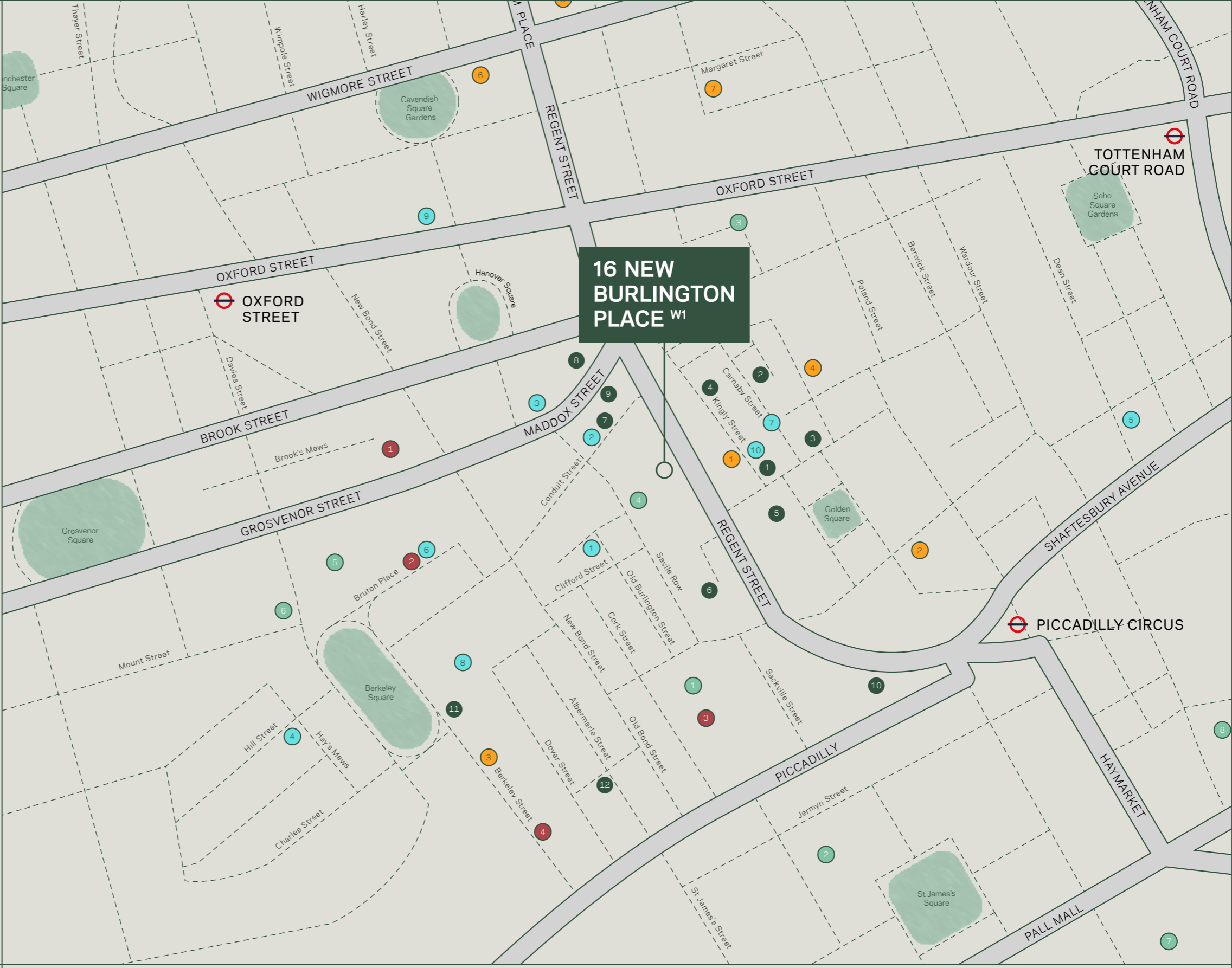
1. Everbean
2. The Gentlemen Baristas
3. Noxy Brothers
4. Shot London

CULTURE ●

1. Royal Academy of Art
2. White Cube
3. Photographers' Gallery
4. Hauser & Wirth
5. Gagosian
6. Sadie Coles HQ
7. Institute of Contemporary Arts
8. The National Gallery

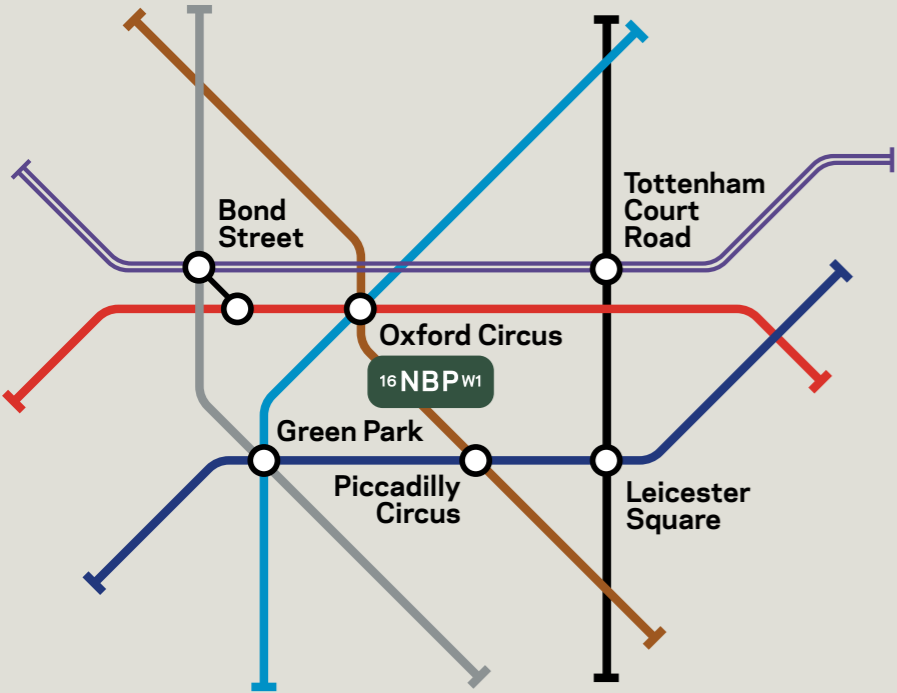
MIND & BODY ●

1. Barry's
2. Third Space
3. BuddhaBox
4. MoreYoga
5. Psycle
6. Barrecore
7. Rowbots
8. Chalk



It's easy to get where you're going from here.

Oxford Circus, Piccadilly Circus and Green Park underground stations are just a short walk away with access to Central, Piccadilly, Bakerloo, Victoria and Jubilee lines. From Bond Street, you can hop on the new Elizabeth line or head to Charing Cross mainline rail station for trains across the city and further afield.



— Elizabeth Line — Northern Line — Bakerloo Line
— Victoria Line — Central Line — Jubilee Line

- ELIZABETH LINE**
(via Bond Street)
- Paddington 3 minutes
 - Farringdon 5 minutes
 - Liverpool Street 8 minutes
 - Whitechapel 10 minutes
 - Canary Wharf 12 minutes
 - Stratford 16 minutes
 - Woolwich (for City Airport) 22 minutes
 - Heathrow 35 minutes

- UNDERGROUND**
(Fastest route from Oxford Circus, Bond Street, Piccadilly Circus or Green Park)
- Euston 1 minutes
 - King's Cross St Pancras Int. 4 minutes
 - Charing Cross 5 minutes
 - Victoria 5 minutes
 - Marylebone 5 minutes
 - Waterloo 7 minutes
 - London Bridge 7 minutes
 - Blackfriars 10 minutes
 - Bank 11 minutes
 - Wimbledon 30 minutes

- AIRPORTS**
(via fastest route)
- City Airport 29 minutes
 - Heathrow 35 minutes
 - Gatwick 40 minutes
 - Stanstead 52 minutes
 - Luton 55 minutes



MAKING CONNECTIONS

Source: Googlemaps, TFL.gov.uk



16 New Burlington Place sits behind a grand Regent Street façade, welcoming you through a landscaped courtyard into the refurbished reception.

ELEGANT ENTRANCE



People work in different ways.

That's why we've made sure everyone has room to thrive. There's a blend of open and more private spaces and offices for focused working, as well as soft seating, booths, breakout areas and meeting rooms



**WORK
YOUR WAY**

2ND FLOOR FITTED PLAN

SPACE BREAKDOWN

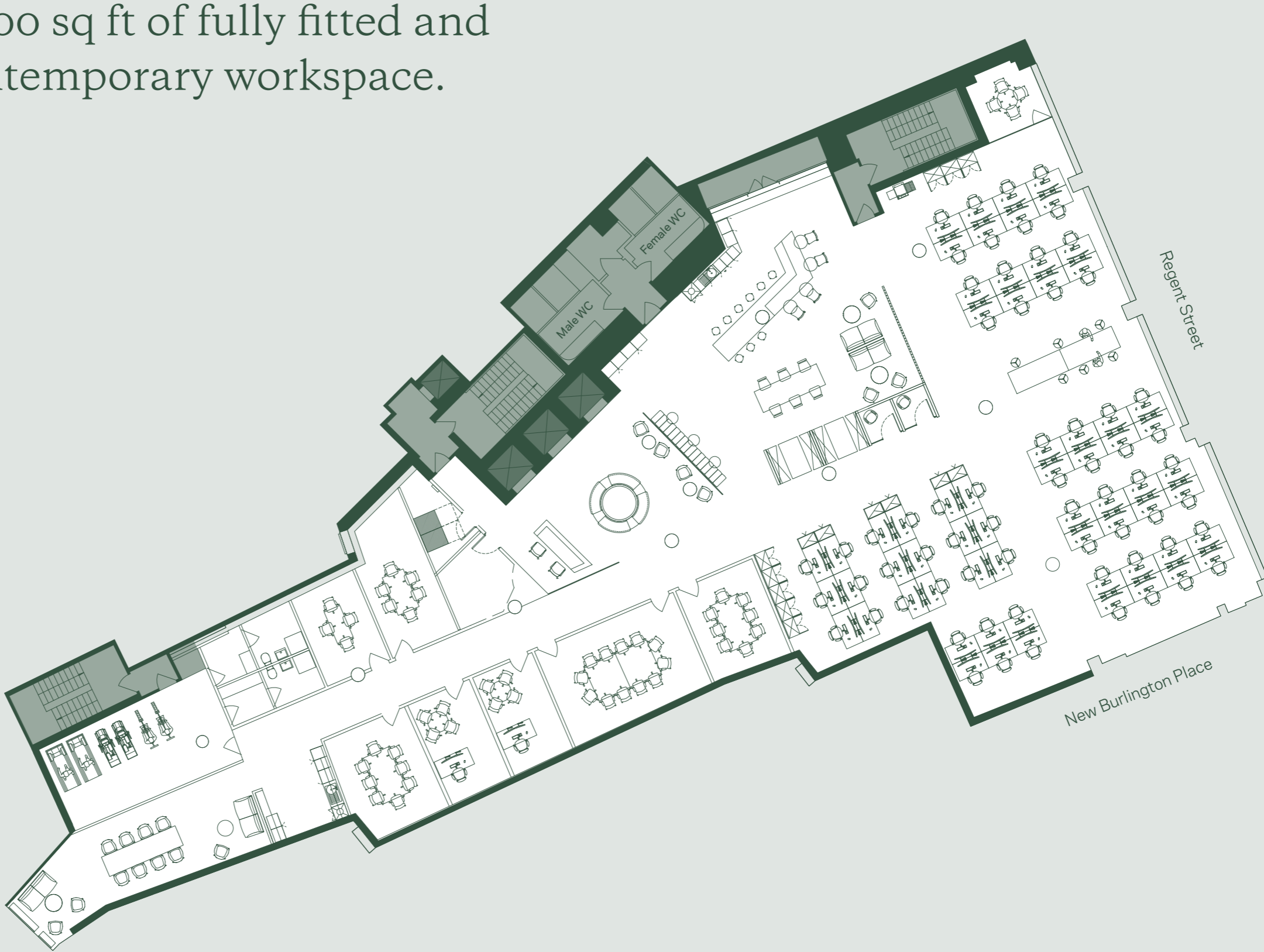
- 64 x open plan desks
- 2 x 4-person meeting rooms
- 1 x 6-person meeting room
- 2 x 8-person meeting rooms
- 1 x 12-person boardroom
- Lounge
- Collaboration & breakout areas
- Gym
- 2 x tea/coffee points
- Booths

SMART END-OF-TRIP

Whether you ride to work or hit the streets for a lunchtime run, everything you need is here, from secure cycle spaces to showers and lockers. There's also gym, changing rooms, plus even more showers.


[CLICK TO VIEW SPACE](#)

9,000 sq ft of fully fitted and contemporary workspace.



Plan not to scale.
For indicative purposes only.

MADE FOR SUCCESS



Ready to go
fully fitted workspace



Make an impression
An elegantly
refurbished reception



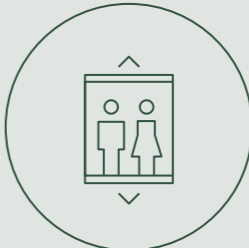
Super-connected
Fibre optic broadband
throughout



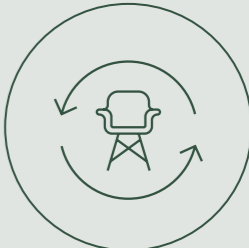
Cycle in
Secure cycle
spaces



Freshen up
Showers, lockers
and WCs



Accessible
Three passenger lifts



Responsibly sourced
Recycled materials &
reconditioned furniture



Indicative 2nd floor breakout area



BENEFITS OF THE CROWN ESTATE



The Crown Estate works hard to create high-quality workplaces that are designed around the needs of you and your employees. It is our aim to create an environment where your business and people can succeed.



By being within The Crown Estate portfolio there are a host of benefits including:

- Meeting rooms for hire
- Events spaces including One Heddon Street & 5 Swallow Place
- Cinema room
- Shopping discounts
- Memberships
- Wellbeing programme

WORKING HARD FOR QUALITY



16 NEW BURLINGTON PLACE W1

For more information



KATE MIEDZIANOWSKA-SINCLAIR

kate.msincclair@savills.com
07790 923 878

ANDREW WEDDERSPOON

awedderspoon@savills.com
07807 999 363

MISREPRESENTATION NOTICE

These particulars are set out as a general outline only for the guidance of intending purchasers, lessees or third parties. They do not constitute, nor constitute part of, an offer or contract. The information above is given in good faith and is believed to be correct, but any intending purchaser, lessee or third party should not rely on them as statements or representations of fact and must satisfy themselves by inspection or otherwise as to the correctness of each of them. No person in the employment of Savills or The Crown Estate has any authority to make or give any representation or warranty in relation to this property.

January 2023

Designed and produced by Graphicks | 020 3435 6952 | www.graphicks.co.uk