



Ravensbury Terrace, London SW18 4HS
WWW.EARLSFIELDPLACE.CO.UK

WELCOME TO EARLSFIELD PLACE

A collection of 102 beautifully crafted new apartments and 6 freehold houses, located in a friendly enclave in the heartland of South West London, neighbouring Wimbledon Village.



Backed by
HM Government




CGIs are illustrative and may be subject to changes.



CGIs are illustrative and may be subject to changes.



CGIs are illustrative and may be subject to changes



BESPOKE KITCHENS

CUSTOM MADE
WARDROBES

BRASS FITTINGS

PORCELAIN TILING
IN BATHROOMS

HERRINGBONE
ENGINEERED WOOD
FLOORING

PRIVATE BALCONIES
& TERRACES

COMFORT AND CONVENIENCE

Earlsfield Place is a new state-of-the-art complex in SW18, set behind delightful Victorian and Edwardian terraces.

Situated on the side of the River Wandle, the development is made up of a stylish collection of 102 studio, 1, 2 and 3 bedroom apartments and six 3 bedroom freehold houses. The houses are spacious and light with enough room to accommodate a growing family, and all include an integrated garage.

Most apartments have balconies or terraces so you can make the most of this fabulous tranquil setting. For convenience and connectivity you can be at Earlsfield's mainline railway station in five minutes on foot. Relax in a space you can call your own within this peaceful new development.

DISCOVER YOUR
VERY OWN
SANCTUARY OF
CALM AT THE EDGE
OF LONDON'S BUSY
HEART

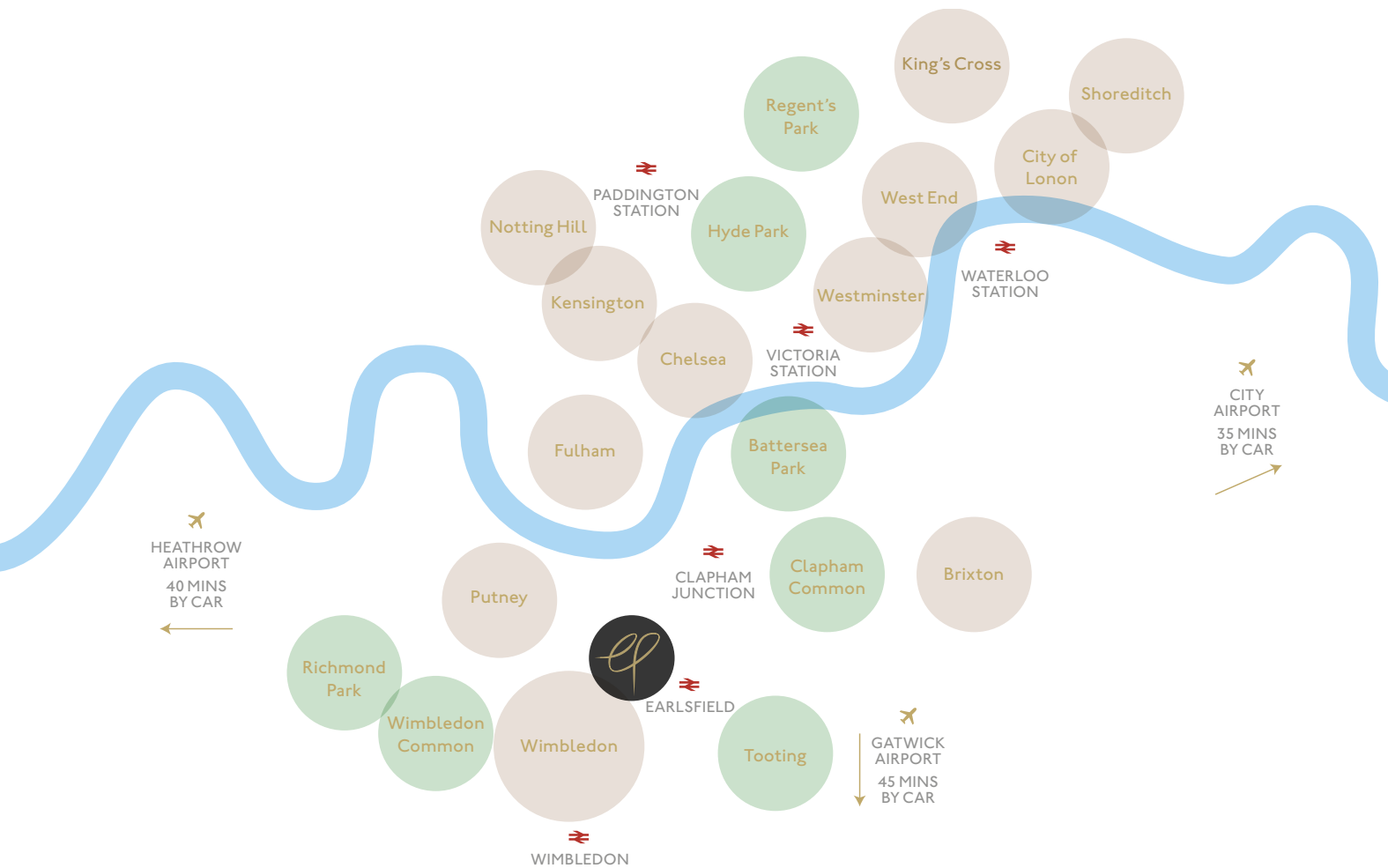
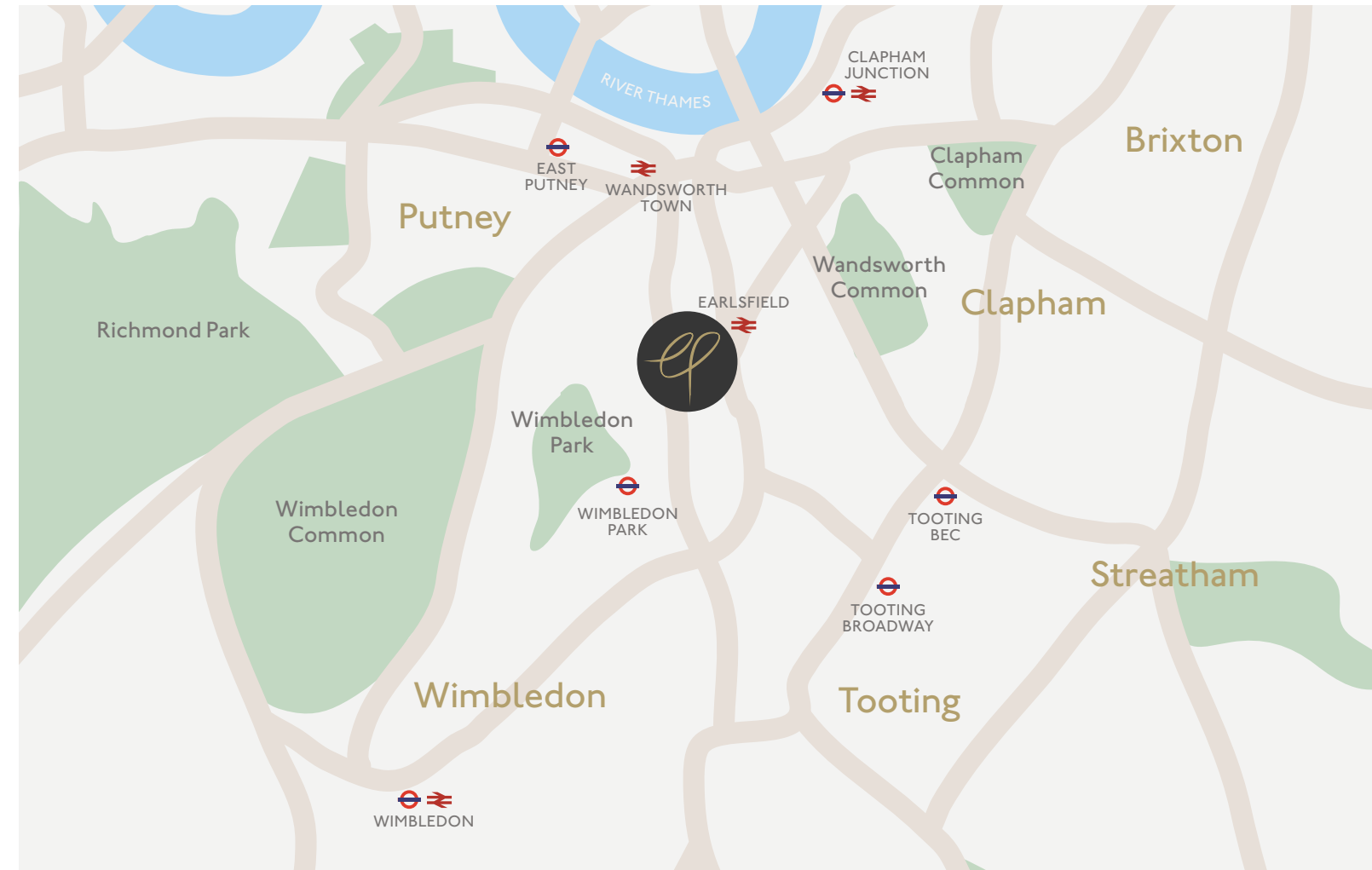


CGIs are illustrative and may be subject to changes.

TRANSPORT LINKS

Whilst being well positioned for relaxation and lazy weekends, Earlsfield station is just a short stroll from the development so you can easily access all of the capital's vibrancy, culture and education in minutes.

Clapham Junction, South Western Railway and all of London's transport network is only a few stops from Earlsfield train station and if you're heading to any of London's major airports, the M4 and the M25 are easy to get to, thanks to Earlsfield's perfect vantage point within its desirable South London environment.



Journey times from TFL.com and Google.com

ON FOOT

- The Wandle of Earlsfield Pub 4 MINUTES
- Tara Theatre 4 MINUTES
- Tesco Express 5 MINUTES
- Earlsfield Station 5 MINUTES
- Wimbledon Park Station 16 MINUTES

BY BICYCLE

- Sainsbury's 7 MINUTES
- Centre Court, Wimbledon 12 MINUTES
- Clapham Common 13 MINUTES
- Wimbledon Village 15 MINUTES
- Richmond Park 15 MINUTES

PRIVATE PARKING

All of our houses have their own garage. The apartments have eleven parking spaces for sale at an extra cost.

CAR CLUB

Car Club membership paid for the first two years.

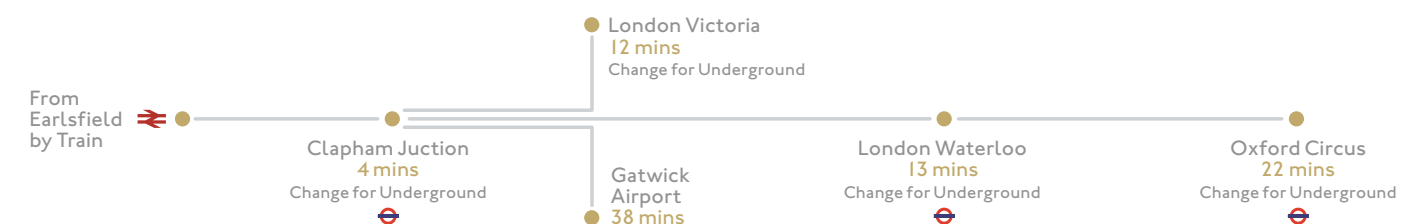
LOCAL PARKING

There are plenty of options for parking close to the development:

- Local Sainsbury's car park
- NCP Car Park Wandsworth Southside 1 & 2 Wimbledon Park Station

Alternatively, here's a list of websites that you can use for individual parking spaces and pay and display in the surrounding area:

- parkopedia.co.uk
- parklet.co.uk
- yourparkingspace.co.uk
- wandsworth.gov.uk/parking/parking-zones/earlsfield-parking-zones





CGIs are illustrative and may be subject to changes.

YOU COULDN'T ASK FOR BETTER NEIGHBOURS

Set in the heart of well-heeled South West London on the borders of Wimbledon and Wandsworth, Earlsfield Place is a suburban dream home. Top seed tournament tennis and walks along the River Thames beckon. Cosmopolitan culture is close at hand, with celebrated green spaces to explore, just a gentle stroll away. Hop on the bus for 6 minutes and you're at Southside Wandsworth, a huge shopping centre and Cineworld. Lively Clapham and Tooting, and leafy Putney and Fulham are also all within easy reach.



RAVINE POND, WIMBLEDON COMMON 20 MINS CYCLE



PUTNEY BRIDGE OVER THE RIVER THAMES 20 MINS CYCLE



THE WANDLE PUB DINING ROOM



THE WANDLE PUB 4 MINS WALK

EDUCATION

Earlsfield is set up for students of any age. Primary schools in the area have been declared 'outstanding' by Ofsted, including Allfarthing Primary School in St Ann's Crescent and St Michael's CofE in Granville Road.

Earlsfield has a strong sense of family and community with great schools and a myriad of activities to keep everyone occupied all year round. What's more, the local library is famed as the place where author Louis de Bernières wrote Captain Corelli's Mandolin.



LOCAL SCHOOLS

- Earlsfield Primary School
- Wimbledon Park Primary School
- Tram House School
(a BeyondAutism School)
- Burntwood School
- Garratt Park School
- Beatrix Potter Primary School

DELECTABLE DELIS & CAFÉS

Adjacent to Ravensbury Terrace is Garratt Lane, a vibrant street brimming with artisan bakeries and coffee shops, delectable cafés and gastropubs, craft beer and al fresco dining. There's the smell of fresh bread and good coffee at Manuel's Bakery and a whole host of restaurants and gastropubs around Earlsfield Station to entice you in before you hop on a train. The Wandle pub serves up a delicious chicken, leek and tarragon pie, and why not finish off your week with one of their famous Sunday roasts!

Wander up to Wandsworth Common for the much-loved Toast Rack Bakery, or to the terrace at the Skylark Café from which you can enjoy coffee, seasonal British dishes and ice cream.


Other savoury attractions in the local area include The Golden Treasury, a tea shop with a specialist children's bookshop attached. Chanteroy, towards neighbouring Southfields, is a charming little French deli and sandwich bar which proves popular during lunchtimes.



THE WANDLE PUB LEEK AND ALE PIE



OXFORD AND CAMBRIDGE BOAT RACE AT PUTNEY BRIDGE



WIMBLEDON

SPORTING LIFE

The world famous Centre Court at the All England Lawn Tennis Club is practically on your doorstep, but world class tennis taking place annually at Wimbledon isn't the only sporting occasion to get excited about.

The historic Boat Race between Oxford and Cambridge passes through your neck of the woods every spring, and just over the Thames is Craven Cottage football ground, home to Fulham FC.


PARK LIFE

There's plenty of green space to explore on your doorstep. Earlsfield and its neighbours are blessed with appealing scenery and vistas, from the historic River Wandle running alongside Earlsfield Place, to deer roaming freely in Richmond Park, London's largest Royal Park and an area of national and international importance for wildlife conservation.

Further back up the Thames is Kew's famous Botanic Gardens, and closer to home still, is the London Wetland Centre, an urban oasis where wildlife and people can relax surrounded by lakes, ponds and gardens.



PAGODA IN KEW GARDEN



RICHMOND PARK

LOCAL PARKS

Wimbledon Park
14 MINUTE WALK

Wandsworth Common
7 MINUTE DRIVE

Wimbledon and Putney Commons
12 MINUTE DRIVE

Richmond Park
20 MINUTE DRIVE

RICHMOND PARK

NIGHT LIFE

In the evenings, take a few minutes to stroll over the River Wandle and find your local pub, The Wandle of Earlsfield, with a ping pong table and a decked beer garden for TV sport, quizzes and live music.


Continue a few seconds down Garratt Lane and you'll find Tara Theatre, a recently built 100-seat theatre with a fantastic schedule of comedies, classical theatre and dance.

Or have a drink at the Leather Bottle, a 300-year-old pub with a heartwarming menu and an unrivalled beer garden full of outdoor activities like table tennis and beach volleyball.

If you're feeling more adventurous, take a ten-minute bus ride into Tooting Broadway for a proper night out in South London's hidden gem, packed with some of the most vibrant bars and nightlife in London.



THE WANDLE PUB BEER GARDEN



CGIs are illustrative and may be subject to changes.

THE FINER THINGS

KITCHENS

Our bespoke kitchens have been created to fit each space perfectly in every property, featuring Silestone worktops and tiled splashbacks. The appliances are made by Bosch (or similar approved). These include a hob, oven, fridge/freezer, dishwasher, washer/dryer, integrated microwave, and an Elica Stone extractor with carbon filters. The wall units feature under cabinet LED lighting.

BEDROOMS

All master and second bedrooms have custom-made fitted wardrobes with sensor lighting.

BATHROOMS

Bathroom suites are fitted with carefully curated brushed brass taps and mixers, plus contemporary porcelain tiling by Solus Ceramics and a mirrored vanity cabinet unit. The baths/showers have a glazed screen and thermostatic controls. The en suites are fitted with a bespoke shower enclosure, vanity unit, feature lighting and a mirror. All come with a heated towel rail and low voltage two-pin power outlet.

HEATING

All properties feature vertical column radiators. Heating and hot water are provided by a communal gas boiler which is located in the plantroom. Each house has a separate gas boiler with a central cylinder for the hot water.

FLOOR FINISHES

All properties feature engineered herringbone wood floor, as well as bespoke porcelain tiles in the bathrooms and en suites. The houses have carpets in the bedrooms, landings and on the stairs.

OUTSIDE SPACE

Most apartments have their own private balcony or terrace with external lighting. There are also four communal roof terraces.

INTERNAL

Each property features screwless double power sockets and light switches. Telephone outlet sockets and connection points are ready for Sky Q, BT and terrestrial television. There is downlighting and decorative feature lights throughout.

BUILDING LEASE & WARRANTY

All houses are freehold. The apartments are leasehold and come with a 999 year lease. All properties come with a 10-year building warranty provided by build-zone* www.build-zone.com

MAIN ENTRANCE & COMMON AREAS

The entrance and common areas are lit by movement sensor lighting. The building also accommodates secure cycle parking and bin storage.

*from the date of completion of the building.

Please note that it may not always be possible to provide the branded products referred to in the specification as it may vary during the build and according to availability. Your managing agent will source the most cost-effective gas supplier. Heat interface units are installed in each property and their usage is metered by a data logger, so you will only be billed for the hot water or heating you use. Vertical radiators with thermostatic valves and thermostat controls are installed in each property.

SECURITY

Each apartment is fitted with a colour video door entry system, and there is a CCTV system covering the main entrance. The building has fire-rated doors throughout, along with a fully integrated smoke detectors and fire alarm system in every apartment.



BUYING WITH US

The developers in-house sales team provide a personalised buying experience combining years of expertise with first-hand knowledge of the development.

EXPERIENCE

With over 20 years of combined knowledge of the London new homes property market, our sales team has a wealth of experience which will make buying your new home a smooth, enjoyable process.

KNOWLEDGE

Our first-hand knowledge of the development, from the site being acquired through to its final finishes, means our sales team will be able to assist you with any query you have, no matter how big or small it is.

AFTERCARE

Your new home comes with a 10-year defect building warranty from the date the building is completed, the first 2 years of that defect period is covered by the developer.

OUR CREDENTIALS


Earlsriver Ltd is one of a several associated companies which have completed many successful and popular new build and conversion schemes in London & the home counties over the past 15 years. Our companies have constructed over 800 residential properties and are continuously working to provide stylish new homes for home buyers across the South East.

Recently completed schemes by the same developer group include:




smithfieldyard.co.uk

48 boutique apartments creating its own North London community.



luxetower-eastlight.co.uk

A lovingly curated collection of residencies in the heart of London's vibrant E1.



copperworkse17.co.uk

A stylish development of freehold houses, apartments and duplexes located by desirable Walthamstow Village.

Lansbury Lofts E3

1930s conversion of 14 apartments in the heart of the Tredegar Square conservation area.

Hatcham Works SE14

Three beautifully restored Victorian warehouses in the Hatcham Park conservation area.

Glacier Point E2

64 incredible new properties in a landmark development in the heart of Bethnal Green.

Longitude Wharf:

Prime Meridian Walk E14

23 spectacular apartments overlooking the River Thames.

Ceramic Works E9

An iconic development of 52 new homes in the heart of Hackney.

Eight Central: Central Street EC2

Eight individually designed luxury apartments and penthouses in the heart of the City.

Contact us for further enquiries on:

020 3967 7567

enquiries@earlsfieldplace.co.uk

HELP TO BUY AVAILABLE



Backed by
HM Government

HELP TO BUY

The Help To Buy Scheme is available on units priced up to £600,000 and buyers must contact Help to Buy directly to enquire about eligibility.

HOW DOES IT WORK?

Help to Buy Equity Loans help homebuyers across England to purchase new-build properties with as little as 5% deposit. In London, the Help to Buy rules slightly differ with the Equity Loan rising from 20% to 40%.

For more information and to download the buyers guide pdf please visit: helptobuy.gov.uk

LOCAL AUTHORITY

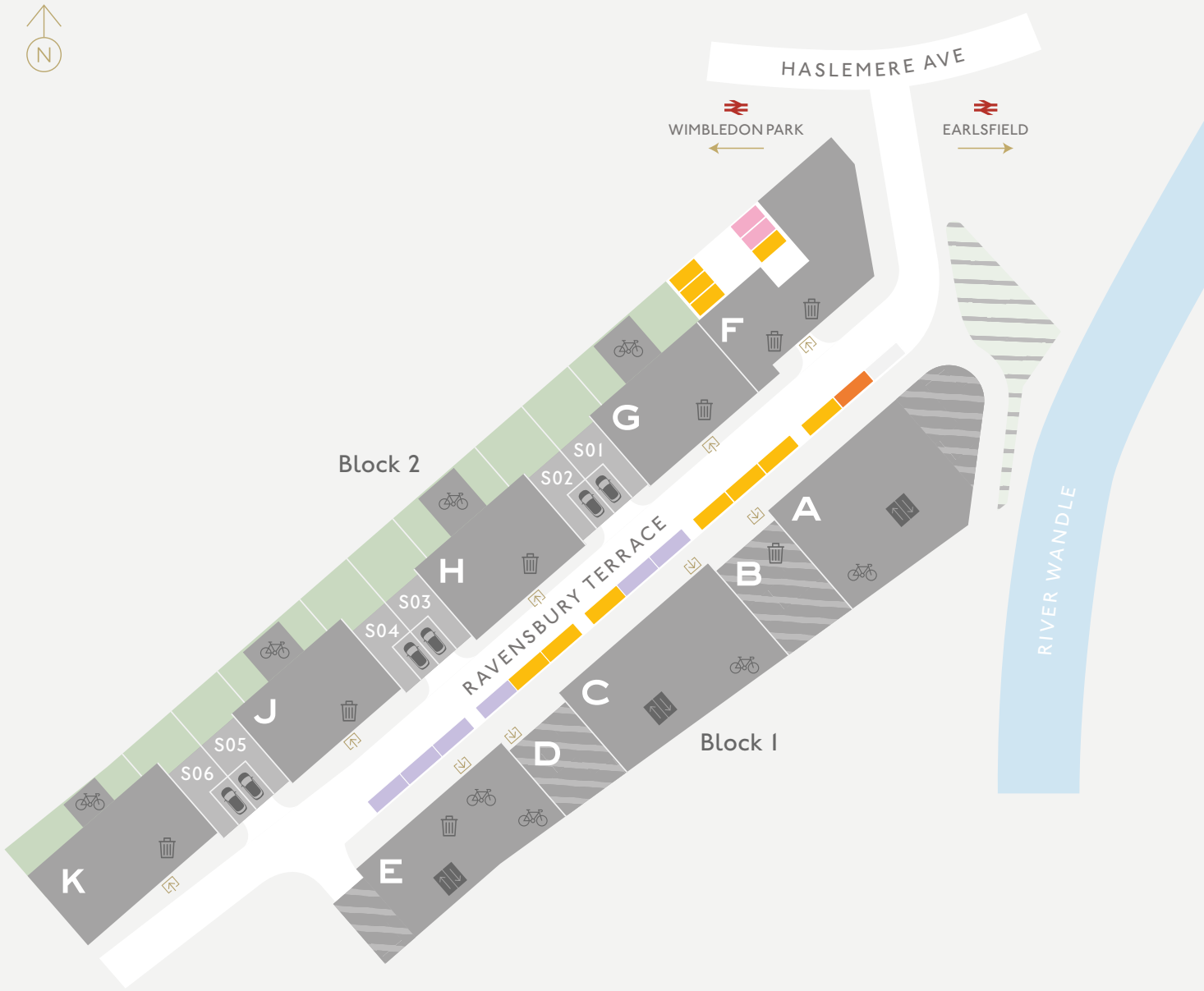
Merton Council.

For more information, please visit:

merton.gov.uk/council-tax-benefits-and-housing/council-tax

DISCLAIMER: All details contained within this sales information are correct at the time of production. However in the interest of continuous improvement and to meet market conditions the builder reserves the right to modify plans, exteriors, specifications and products without notice or obligation. Actual usable floor space may vary from stated floor area. Any CGIs depicted are an artist's concept of the completed building and/or its interiors only. The content contained within these particulars may not be current and can be changed at any time without notice.

FLOORPLANS



- Houses
- Apartments
- Apartment entrances
- Private gardens
- Play area
- Roof terrace
- Visitor parking bay
- Parking spaces*
- Parking spaces allocated for houses 1-6
- Commercial parking spaces
- Undesignated parking space
- Lifts
- Cycle storage
- Bin storage

* Parking available to buy at an additional cost

Apartment A1-01

Block 1 Core A

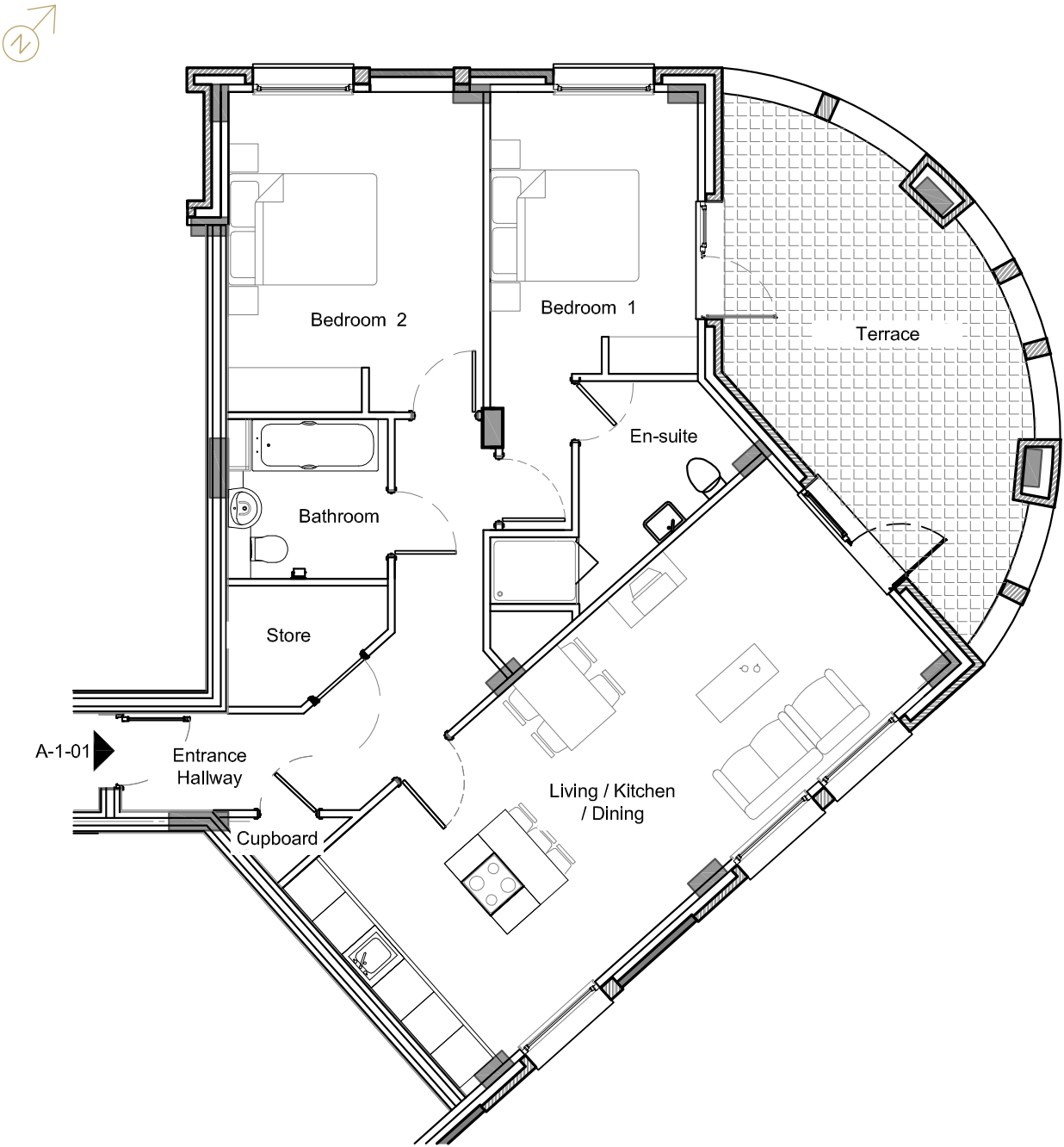
89 SQM / 958 SQFT

2 Bedrooms

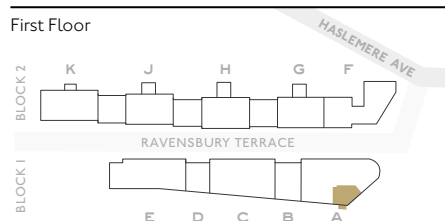
2 Bathrooms

Terrace

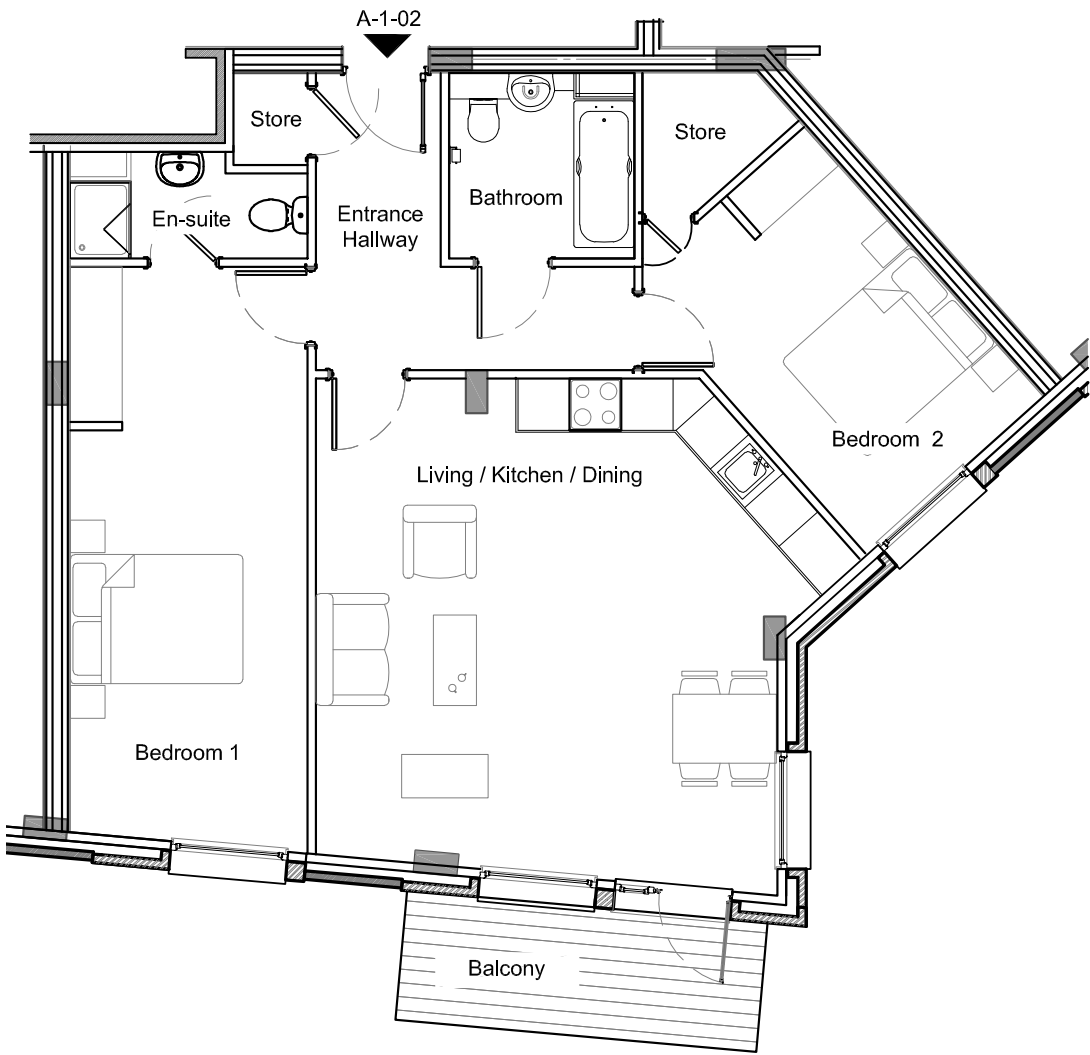
First Floor	
Living/Kitchen/Dining	8.7 × 3.7 m
Bedroom 1	3.8 × 2.8 m
Bedroom 2	4.3 × 3.4 m
Total	89.0 sqm
	958 sqft
Outside space	20.0 sqm
	215 sqft



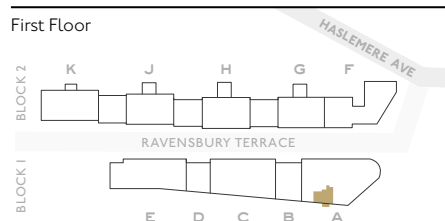
Apartment A1-02
Block 1 Core A
83 sqm / 893 sqft
2 Bedrooms
2 Bathrooms
Balcony



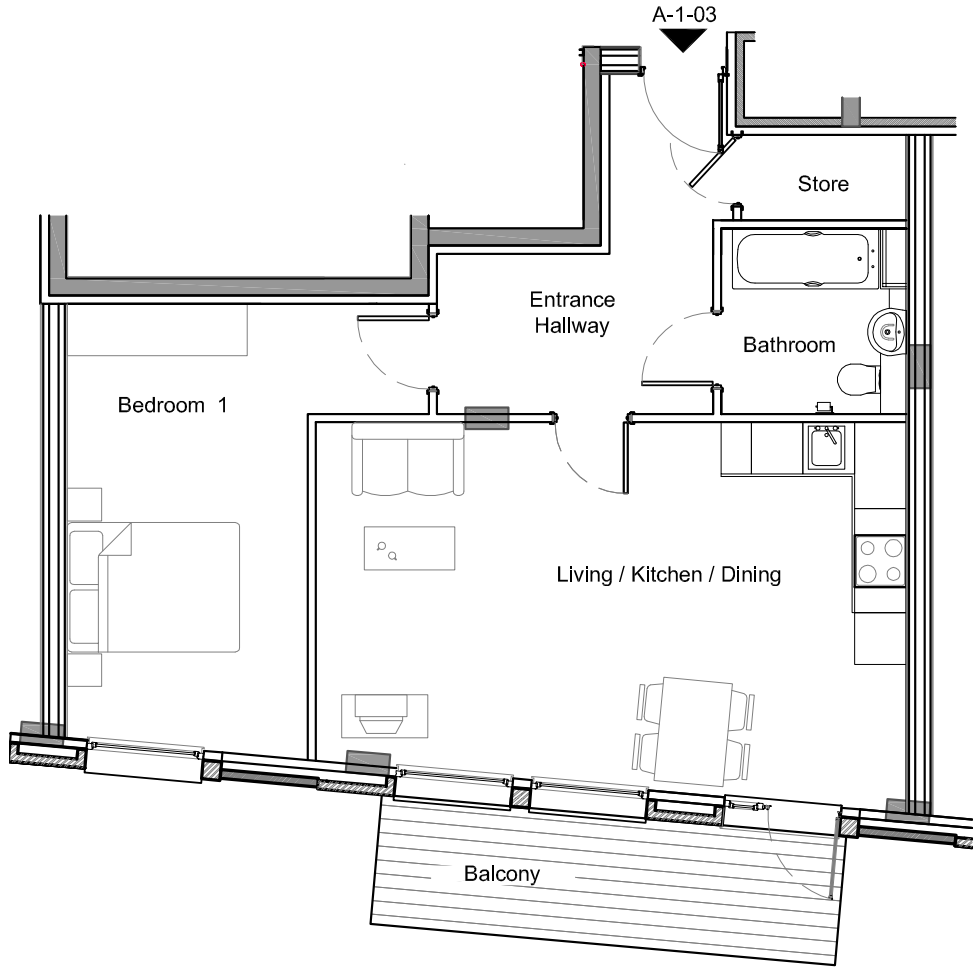
Living/Kitchen/Dining	6.3 × 5.9 m
Bedroom 1	6.8 × 2.8 m
Bedroom 2	4.2 × 2.8 m
Total	
	83.0 sqm
	893 sqft
Outside space	6.3 sqm
	68 sqft



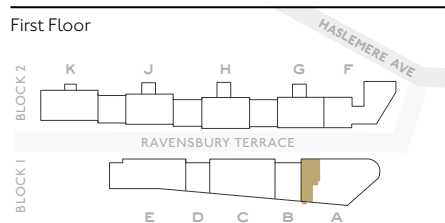
Apartment A1-03
Block 1 Core A
62 sqm / 667 sqft
1 Bedroom
1 Bathroom
Balcony



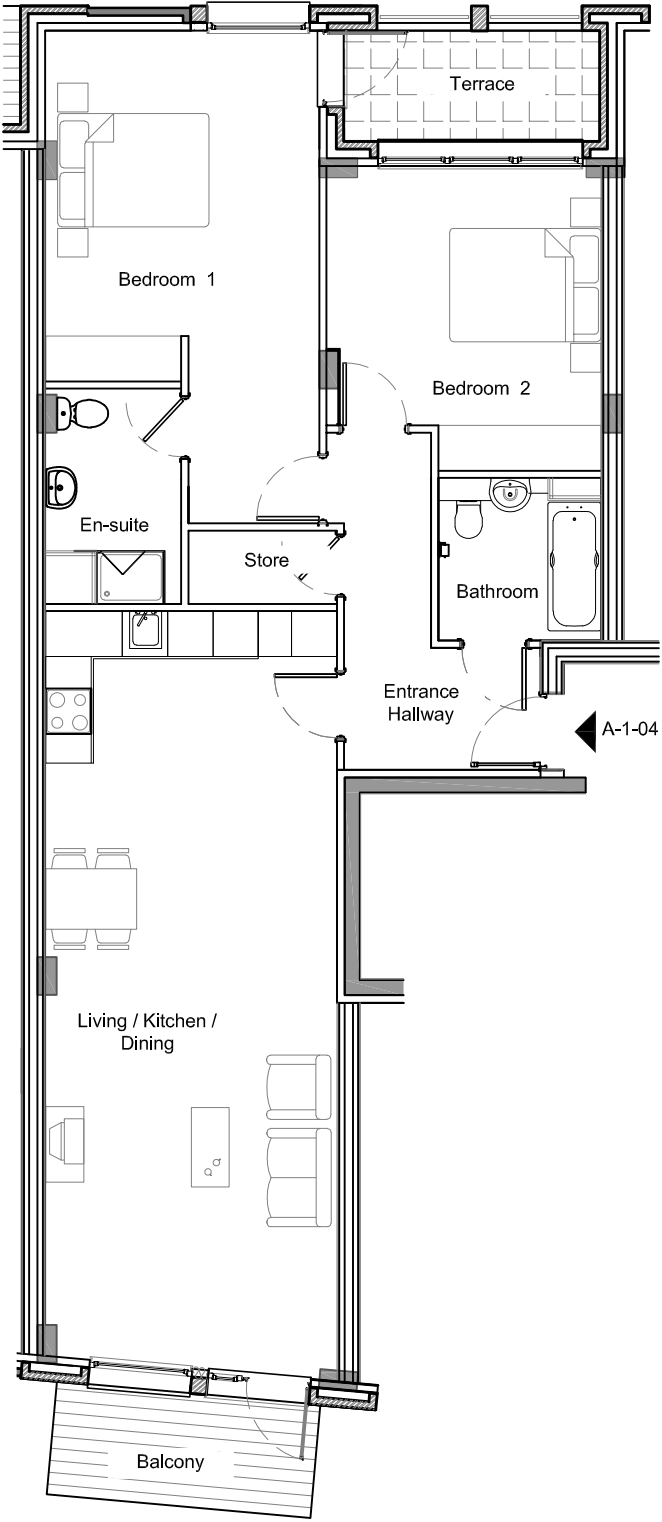
Living/Kitchen/Dining	6.9 × 4.5 m
Bedroom 1	5.2 × 2.8 m
Total	
	62.0 sqm
	667 sqft
Outside space	8.2 sqm
	88 sqft



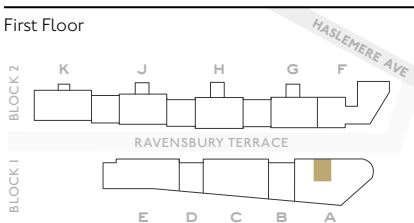
Apartment A1-04
Block 1 Core A
94 SQM / 1,012 SQFT
2 Bedrooms
2 Bathrooms
Terrace
Balcony



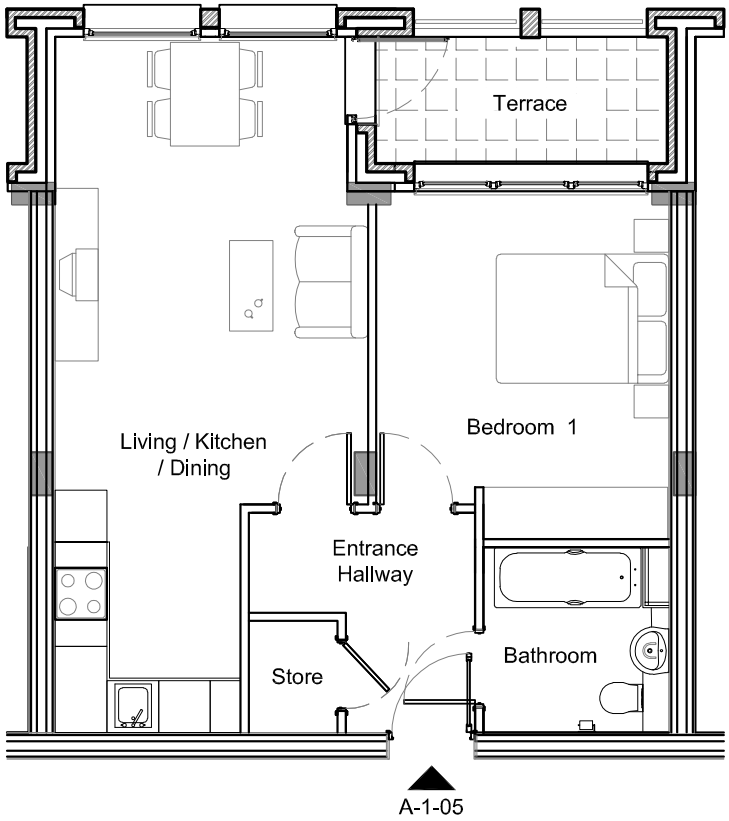
Living/Kitchen/Dining	10.1 × 3.9 m
Bedroom 1	6.5 × 3.6 m
Bedroom 2	4.0 × 3.6 m
Total	
94.0 sqm	
1,012 sqft	
Outside space	10.2 sqm
110 sqft	



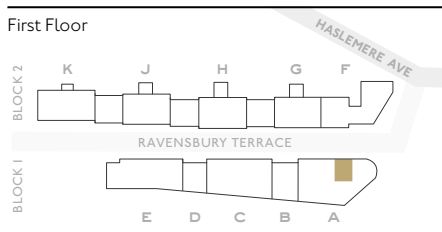
Apartment A1-05
Block 1 Core A
50.6 SQM / 545 SQFT
1 Bedroom
1 Bathroom
Terrace



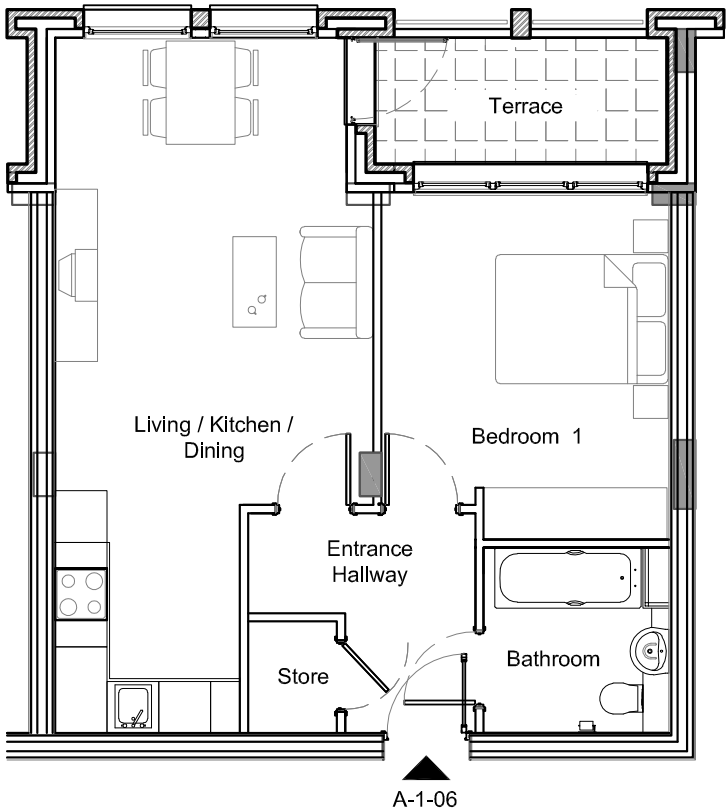
Living/Kitchen/Dining	8.1 × 3.6 m
Bedroom 1	4.0 × 3.4 m
Total	
50.6 sqm	
545 sqft	
Outside space	5.0 sqm
54 sqft	



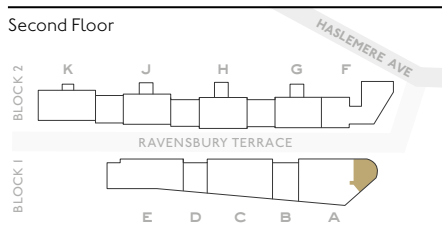
Apartment A1-06
Block 1 Core A
50.6 sqm / 545 sqft
1 Bedroom
1 Bathroom
Terrace



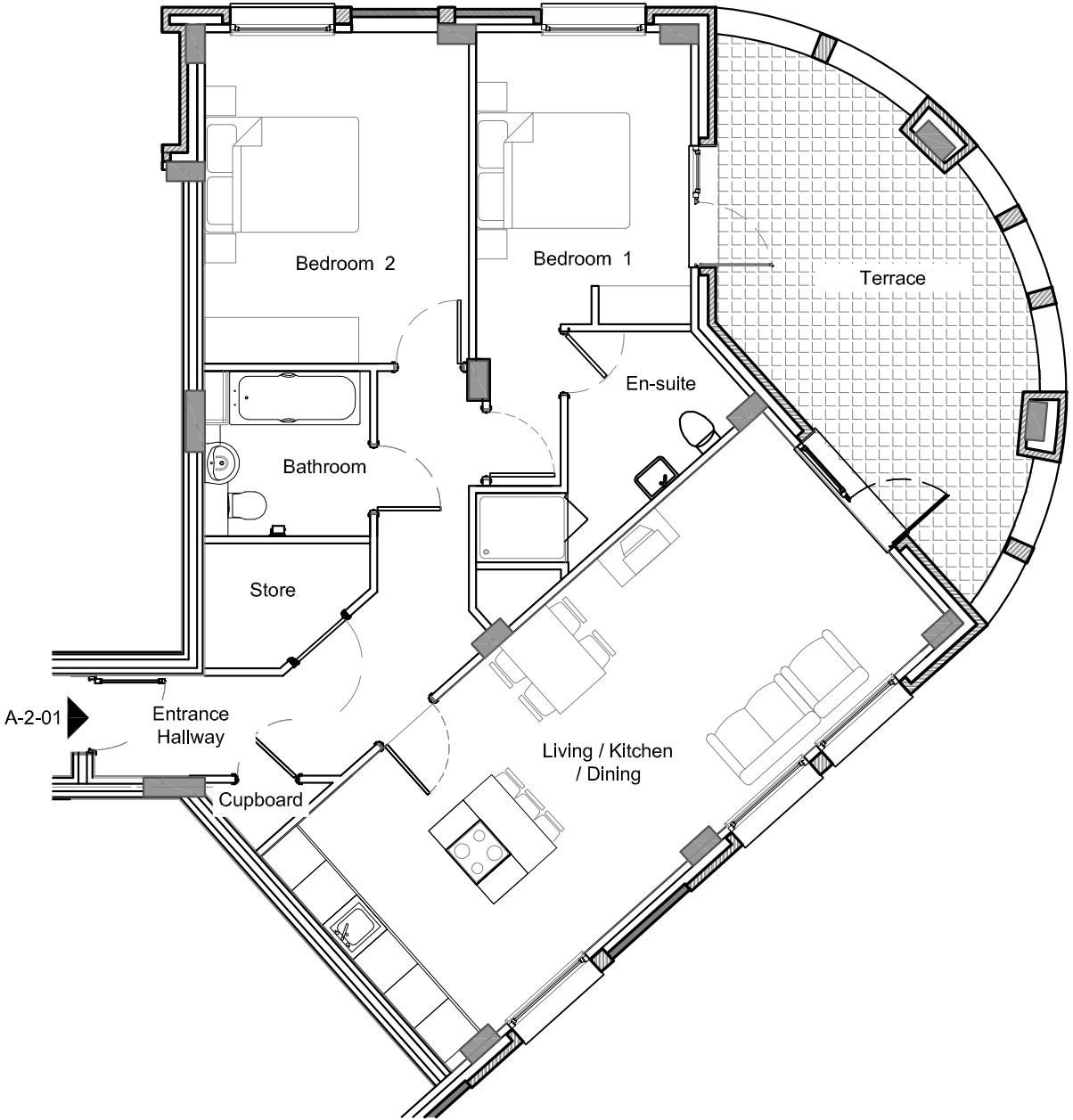
Living/Kitchen/Dining	8.1 × 3.7 m
Bedroom 1	4.0 × 3.3 m
Total	50.6 sqm
	545 sqft
Outside space	5.0 sqm
	54 sqft



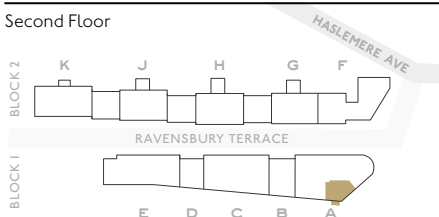
Apartment A2-01
Block 1 Core A
89 sqm / 958 sqft
2 Bedrooms
2 Bathrooms
Terrace



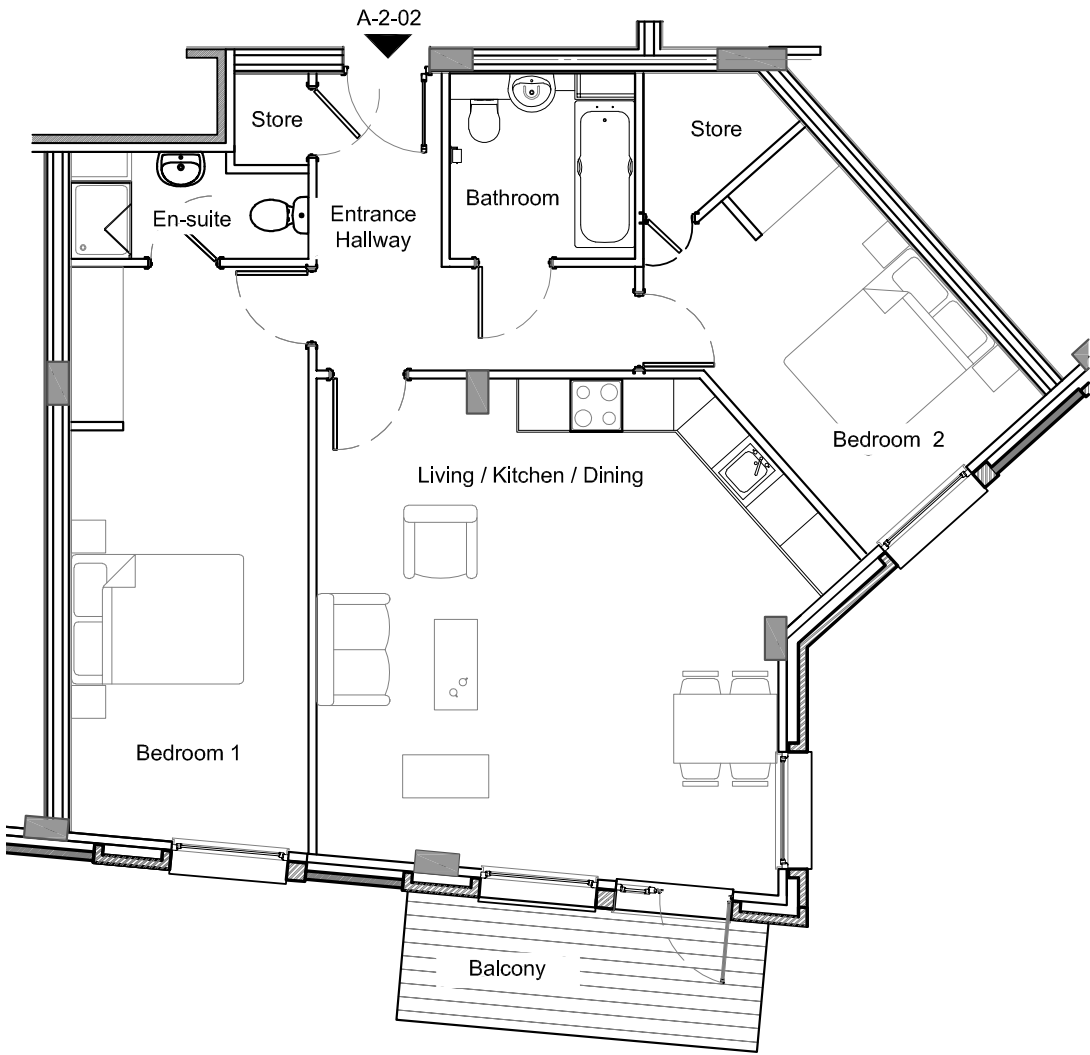
Living/Kitchen/Dining	8.7 × 3.7 m
Bedroom 1	3.8 × 2.8 m
Bedroom 2	4.3 × 3.4 m
Total	89.0 sqm
	958 sqft
Outside space	20.0 sqm
	215 sqft



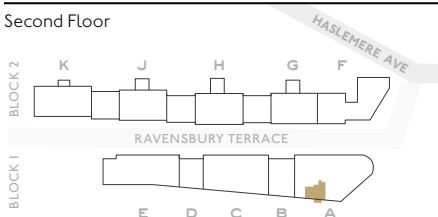
Apartment A2-02
Block 1 Core A
83 sqm / 893 sqft
2 Bedrooms
2 Bathrooms
Balcony



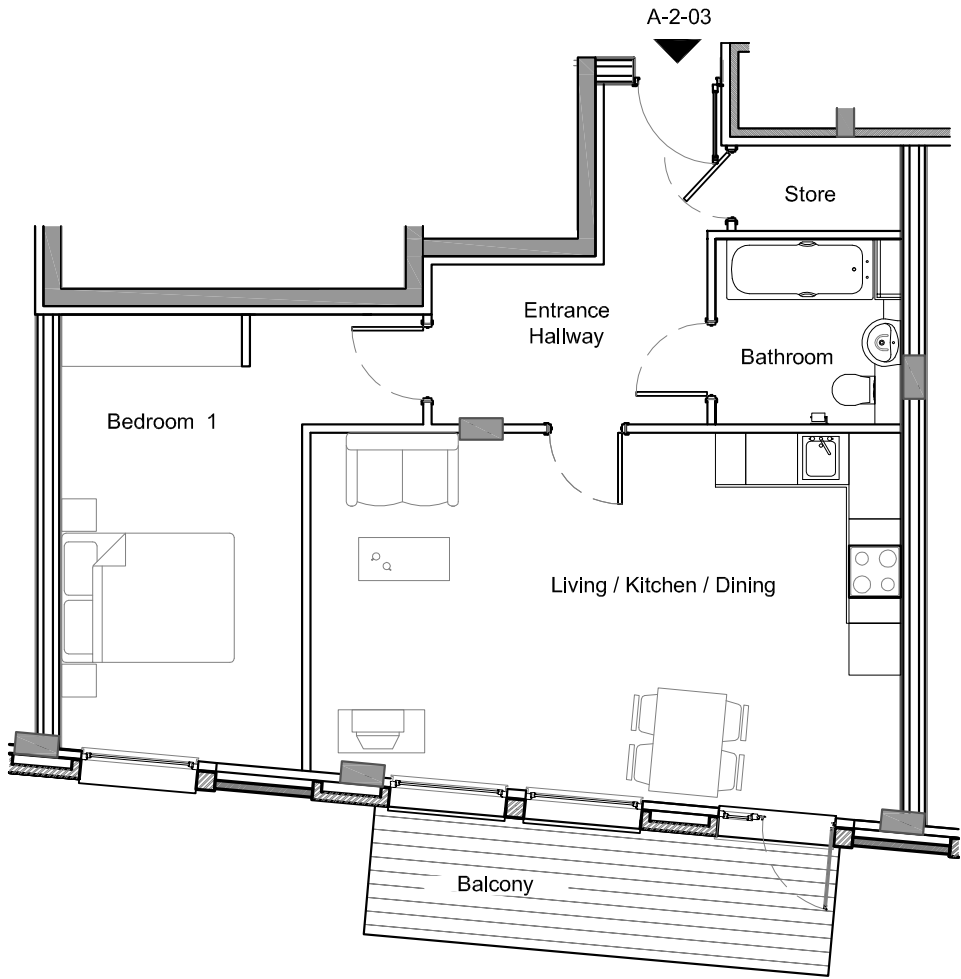
Living/Kitchen/Dining	6.3 × 5.9 m
Bedroom 1	6.8 × 2.8 m
Bedroom 2	4.2 × 2.8 m
Total	
83.0 sqm	
893 sqft	
Outside space	6.3 sqm
	68 sqft



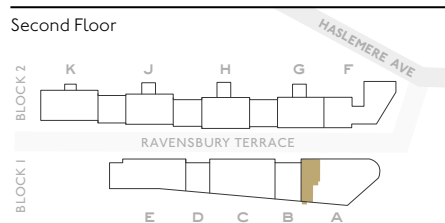
Apartment A2-03
Block 1 Core A
62 sqm / 667 sqft
1 Bedroom
1 Bathroom
Balcony



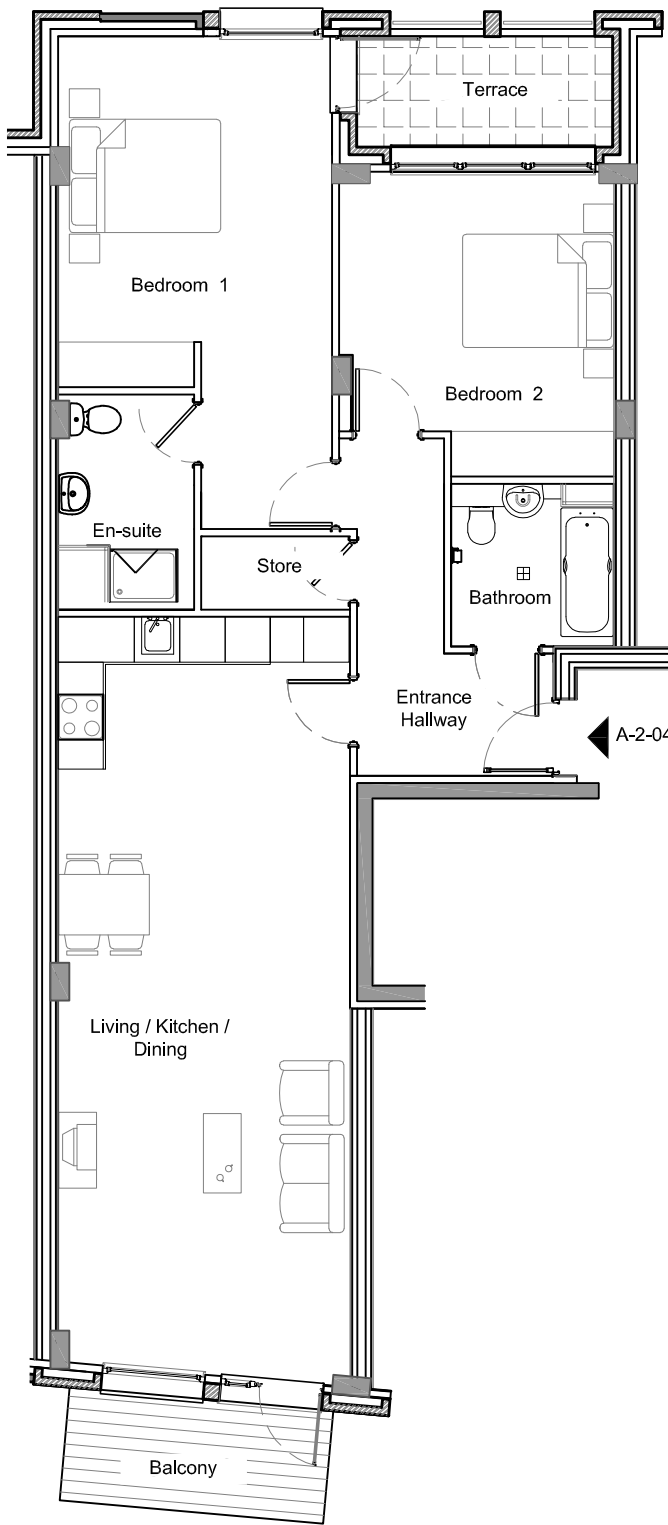
Living/Kitchen/Dining	6.9 × 4.5 m
Bedroom 1	5.2 × 2.8 m
Total	
62.0 sqm	
667 sqft	
Outside space	8.2 sqm
	88 sqft



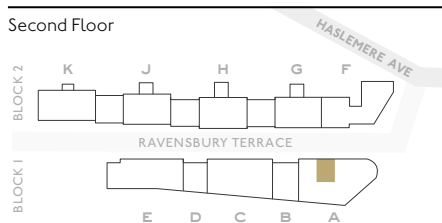
Apartment A2-04
Block 1 Core A
94 SQM / 1,012 SQFT
2 Bedrooms
2 Bathrooms
Terrace
Balcony



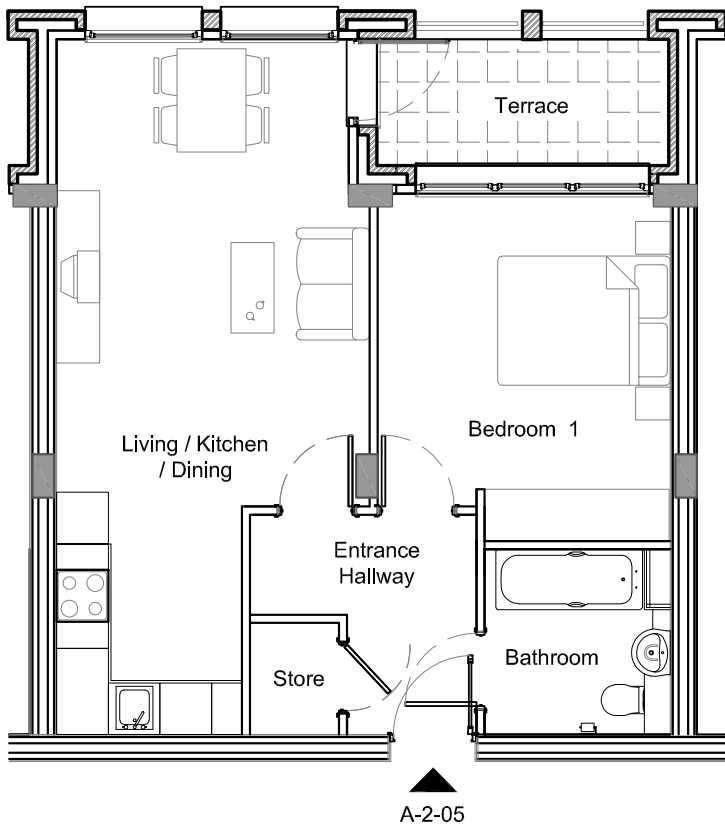
Living/Kitchen/Dining	10.1 × 3.9 m
Bedroom 1	6.5 × 3.6 m
Bedroom 2	4.0 × 3.6 m
Total	
	94.0 sqm
	1,012 sqft
Outside space	10.2 sqm
	110 sqft



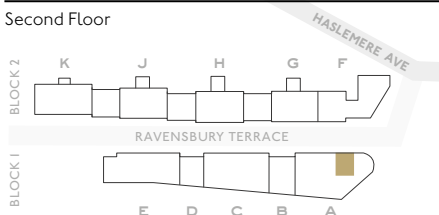
Apartment A2-05
Block 1 Core A
50.6 SQM / 545 SQFT
1 Bedroom
1 Bathroom
Terrace



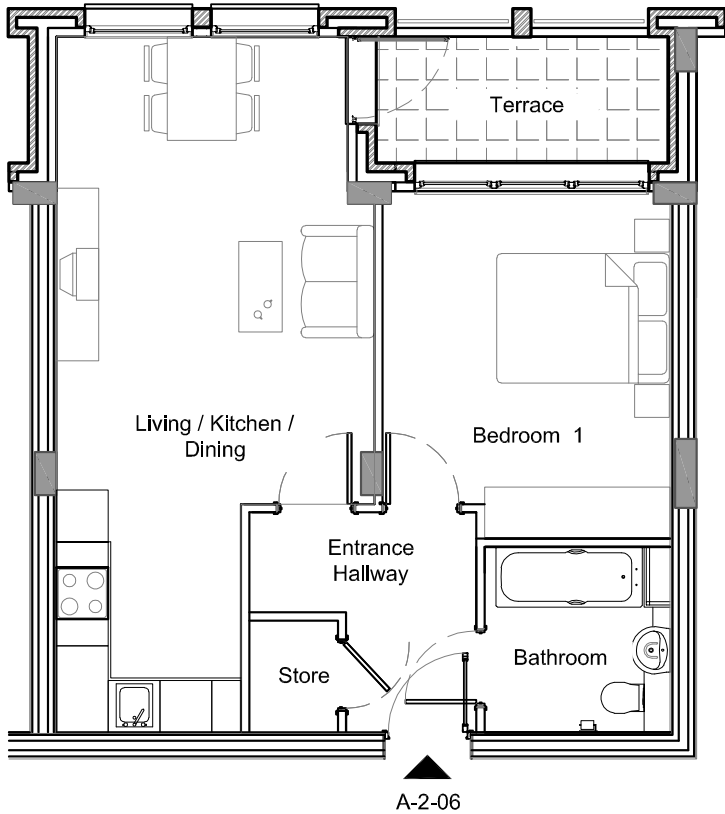
Living/Kitchen/Dining	8.1 × 3.6 m
Bedroom 1	4.0 × 3.4 m
Total	
	50.6 sqm
	545 sqft
Outside space	5.0 sqm
	54 sqft



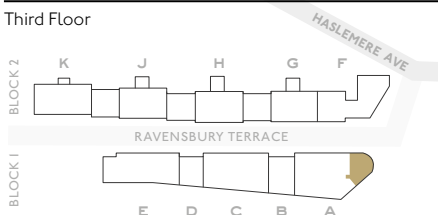
Apartment A2-06
Block 1 Core A
50.6 sqm / 545 sqft
1 Bedroom
1 Bathroom
Terrace



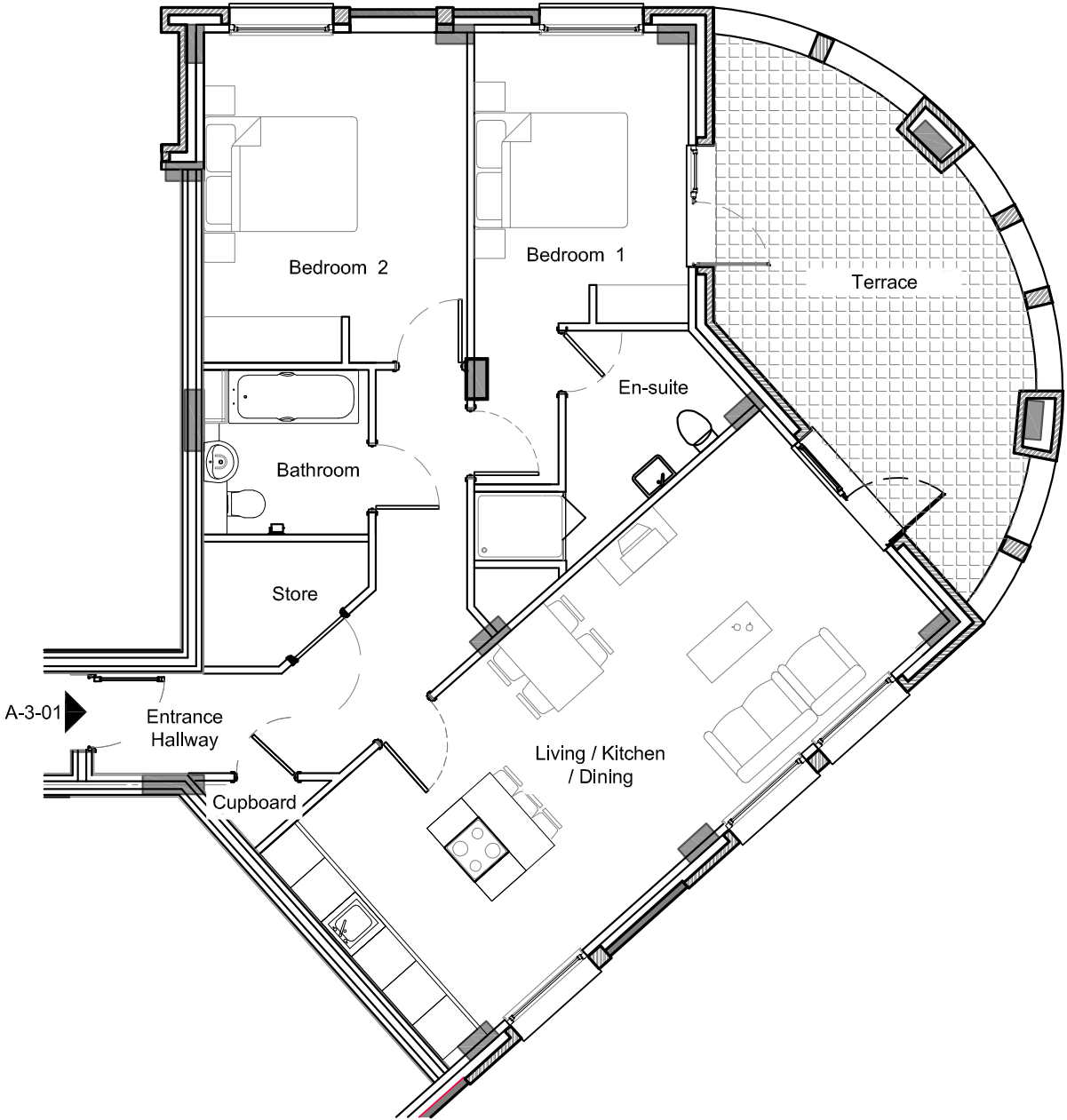
Living/Kitchen/Dining	8.1 × 3.7 m
Bedroom 1	4.0 × 3.3 m
Total	
50.6 sqm	
545 sqft	
Outside space	
5.0 sqm	
54 sqft	



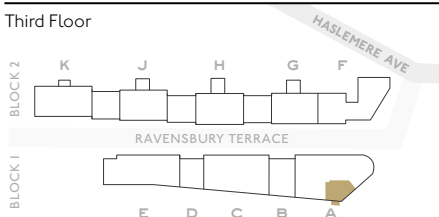
Apartment A3-01
Block 1 Core A
89 sqm / 958 sqft
2 Bedrooms
2 Bathrooms
Terrace



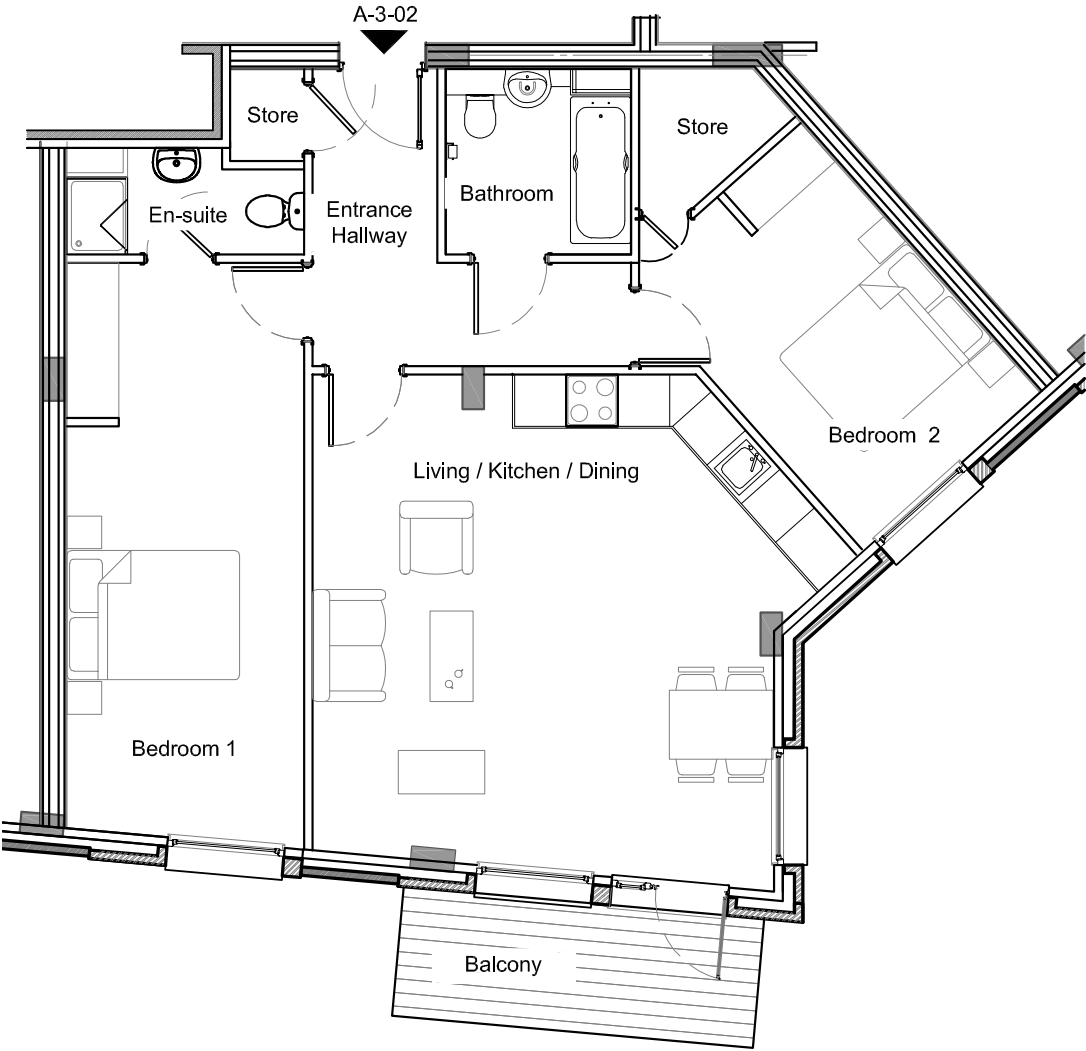
Living/Kitchen/Dining	8.7 × 3.7 m
Bedroom 1	3.8 × 2.8 m
Bedroom 2	4.3 × 3.4 m
Total	
89.0 sqm	
958 sqft	
Outside space	
20.0 sqm	
215 sqft	



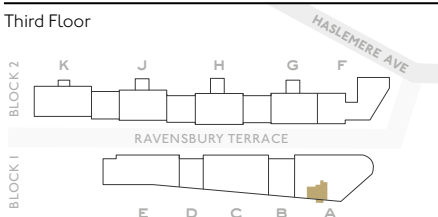
Apartment A3-02
Block 1 Core A
83 sqm / 893 sqft
2 Bedrooms
2 Bathrooms
Balcony



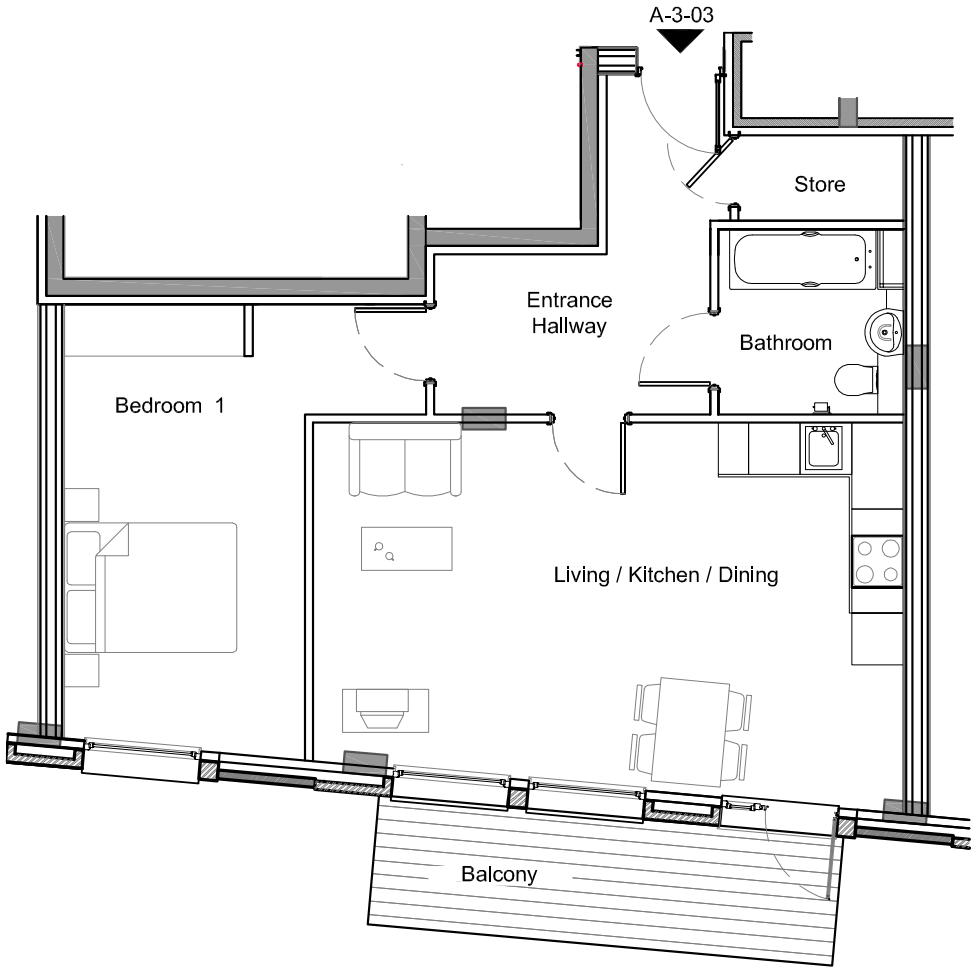
Living/Kitchen/Dining	6.3 × 5.9 m
Bedroom 1	6.8 × 2.8 m
Bedroom 2	4.2 × 2.8 m
Total	
83.0 sqm	
893 sqft	
Outside space	6.3 sqm
	68 sqft



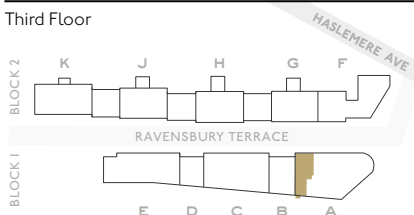
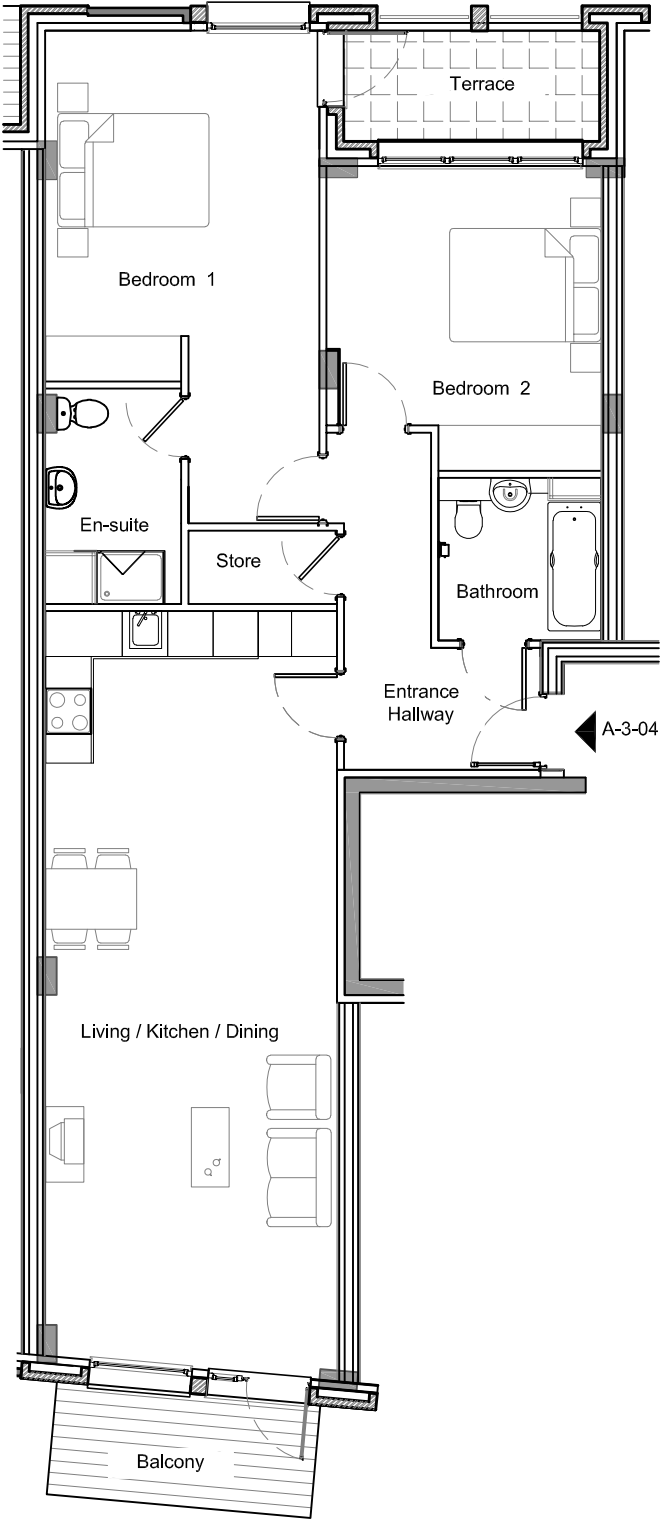
Apartment A3-03
Block 1 Core A
62 sqm / 667 sqft
1 Bedroom
1 Bathroom
Balcony



Living/Kitchen/Dining	6.9 × 4.5 m
Bedroom 1	5.2 × 2.8 m
Total	
62.0 sqm	
667 sqft	
Outside space	8.2 sqm
	88 sqft



Apartment A3- 04
Block 1 Core A
94 SQM / 1,012 SQFT
2 Bedrooms
2 Bathrooms
Terrace
Balcony

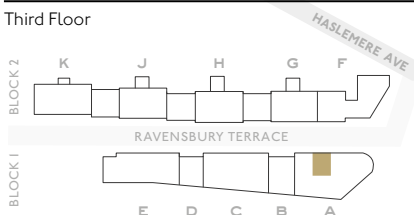
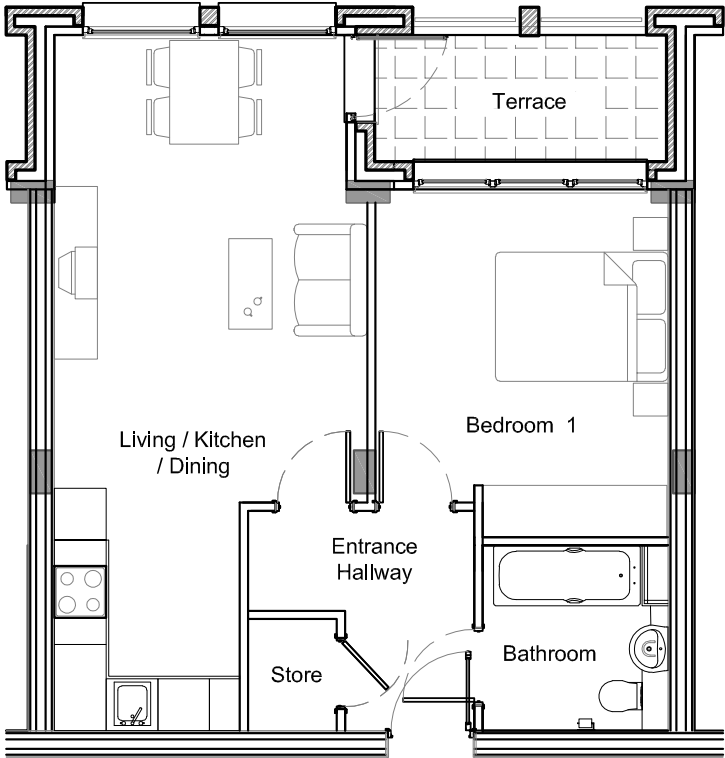


Living/Kitchen/Dining	10.1 × 3.9 m
Bedroom 1	6.5 × 3.6 m
Bedroom 2	4.0 × 3.6 m
Total	94.0 sqm
	1,012 sqft
Outside space	10.2 sqm
	110 sqft



All measurements are approximate and are taken at maximum widths and lengths of rooms. Plans are drawn to scale at a design phase and may vary during build. Kitchens and wardrobes sizes and layouts may differ to those shown. Furniture layouts are indicative only (where they appear). All total sqft and sqm are gross measurements. Window styles and positions may vary. Floorplans are not to scale.

Apartment A3- 05
Block 1 Core A
50.6 SQM / 545 SQFT
1 Bedroom
1 Bathroom
Terrace

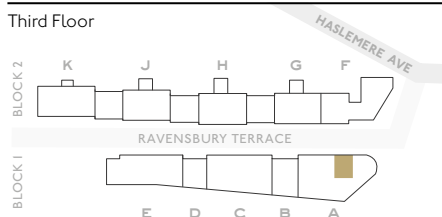


Living/Kitchen/Dining	8.1 × 3.6 m
Bedroom 1	4.0 × 3.4 m
Total	50.6 sqm
	545 sqft
Outside space	5.0 sqm
	54 sqft

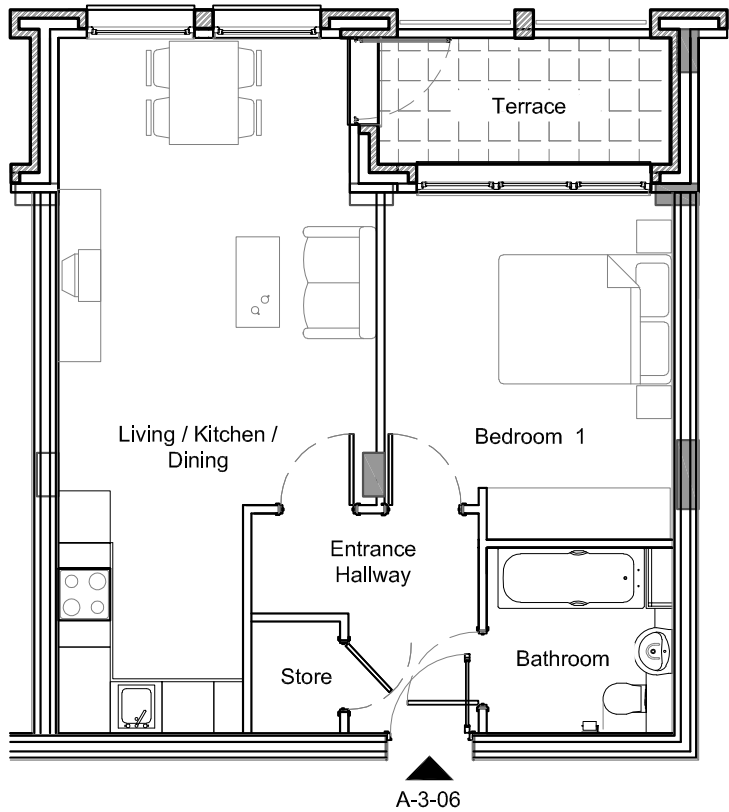


All measurements are approximate and are taken at maximum widths and lengths of rooms. Plans are drawn to scale at a design phase and may vary during build. Kitchens and wardrobes sizes and layouts may differ to those shown. Furniture layouts are indicative only (where they appear). All total sqft and sqm are gross measurements. Window styles and positions may vary. Floorplans are not to scale.

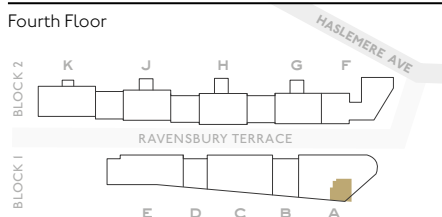
Apartment A3- 06
Block 1 Core A
50.6 sqm / 545 sqft
1 Bedroom
1 Bathroom
Terrace



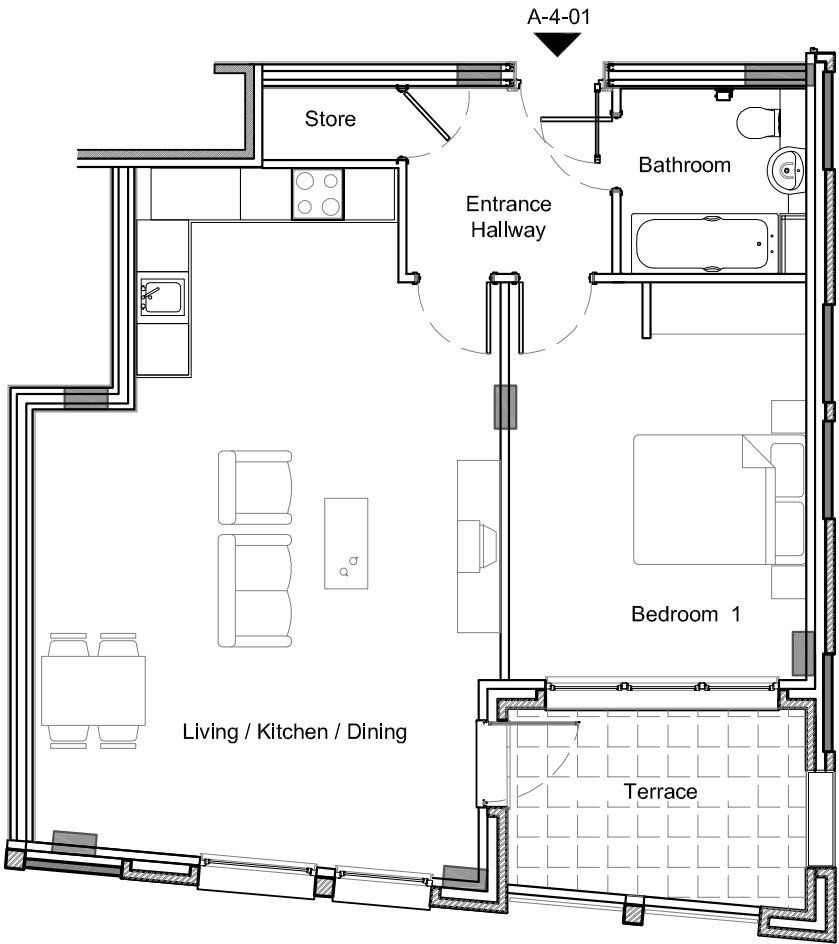
Living/Kitchen/Dining	8.1 × 3.7 m
Bedroom 1	4.0 × 3.3 m
Total	50.6 sqm
	545 sqft
Outside space	5.0 sqm
	54 sqft



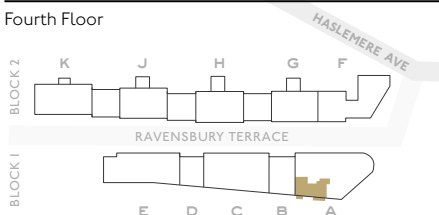
Apartment A4- 01
Block 1 Core A
66.5 sqm / 716 sqft
1 Bedroom
1 Bathroom
Terrace



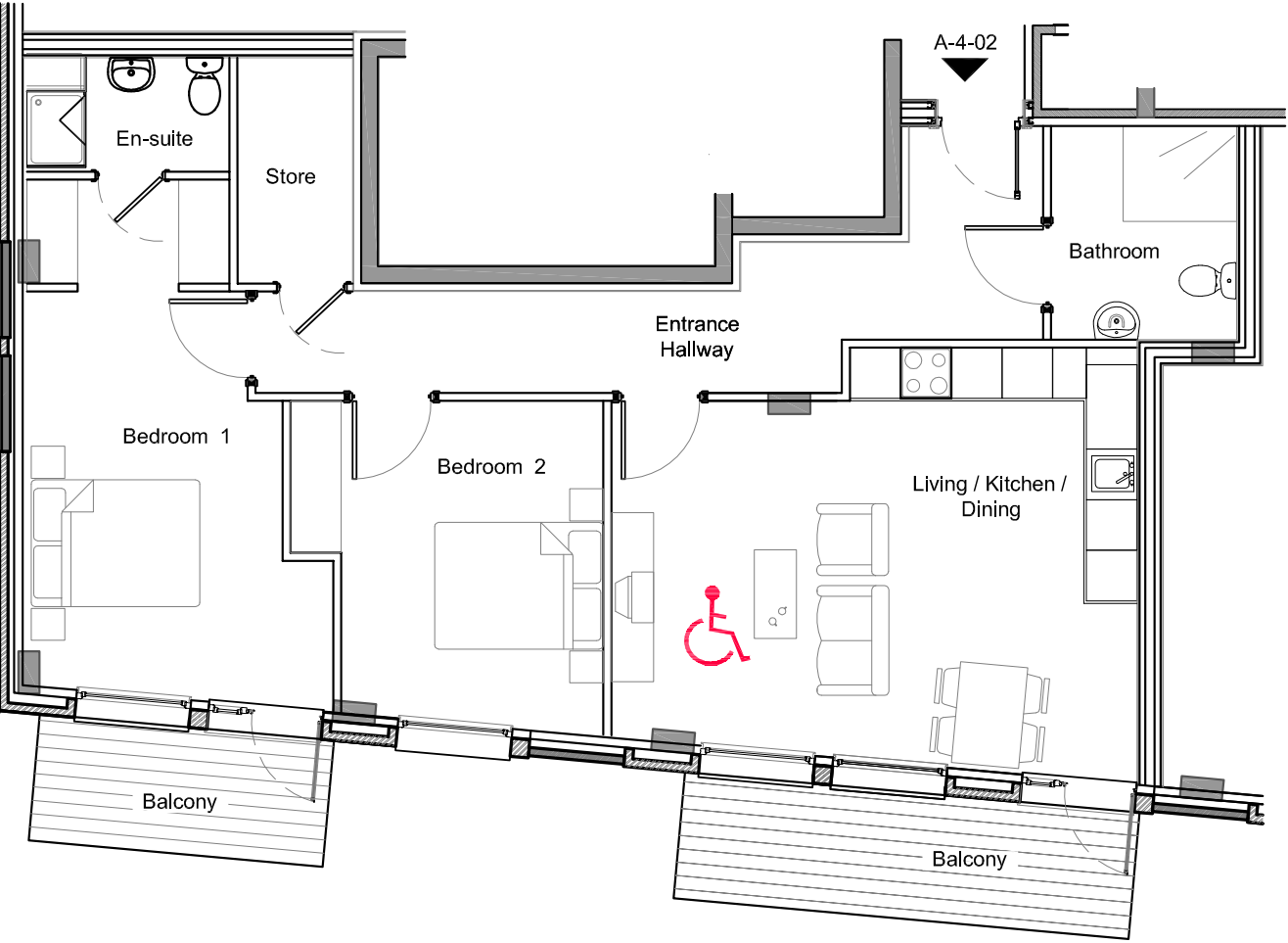
Living/Kitchen/Dining	8.2 × 5.1 m
Bedroom 1	4.6 × 3.4 m
Total	66.5 sqm
	716 sqft
Outside space	7.6 sqm
	82 sqft



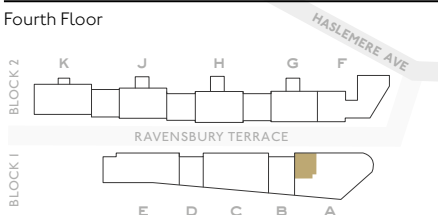
Apartment A4- 02
Block 1 Core A
89 sqm / 958 sqft
2 Bedrooms
2 Bathrooms
2 Balconies



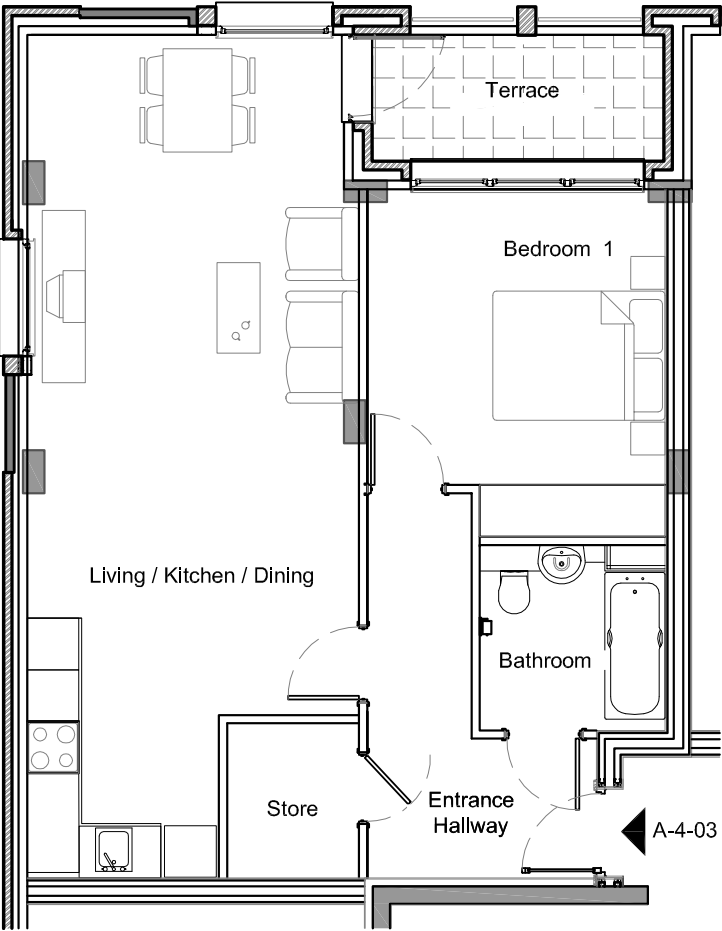
Living/Kitchen/Dining	6.2 × 5.2 m
Bedroom 1	4.7 × 3.7 m
Bedroom 2	4.0 × 3.7 m
Total	89.0 sqm
	958 sqft
Outside space	13.3 sqm
	143 sqft



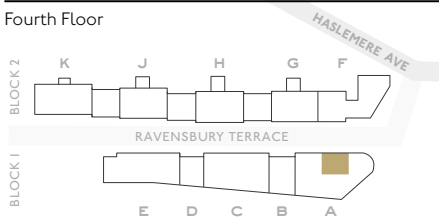
Apartment A4- 03
Block 1 Core A
64 sqm / 689 sqft
1 Bedroom
1 Bathroom
Terrace



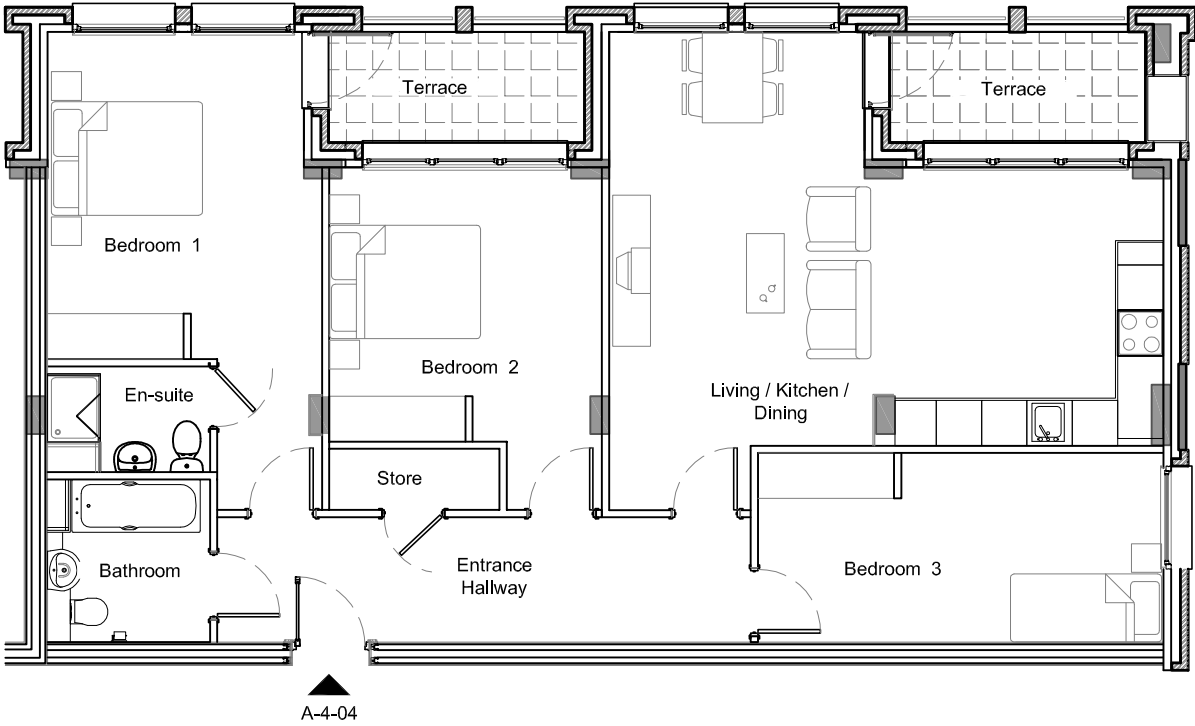
Living/Kitchen/Dining	9.7 × 3.9 m
Bedroom 1	3.5 × 3.4 m
Total	64.0 sqm
	689 sqft
Outside space	5.0 sqm
	54 sqft



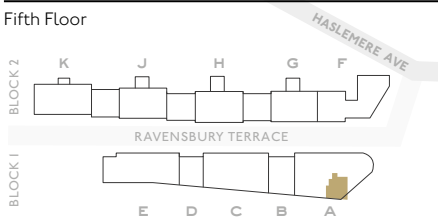
Apartment A4- 04
Block 1 Core A
104.5 sqm / 1,125 sqft
3 Bedrooms
2 Bathrooms
2 Terraces



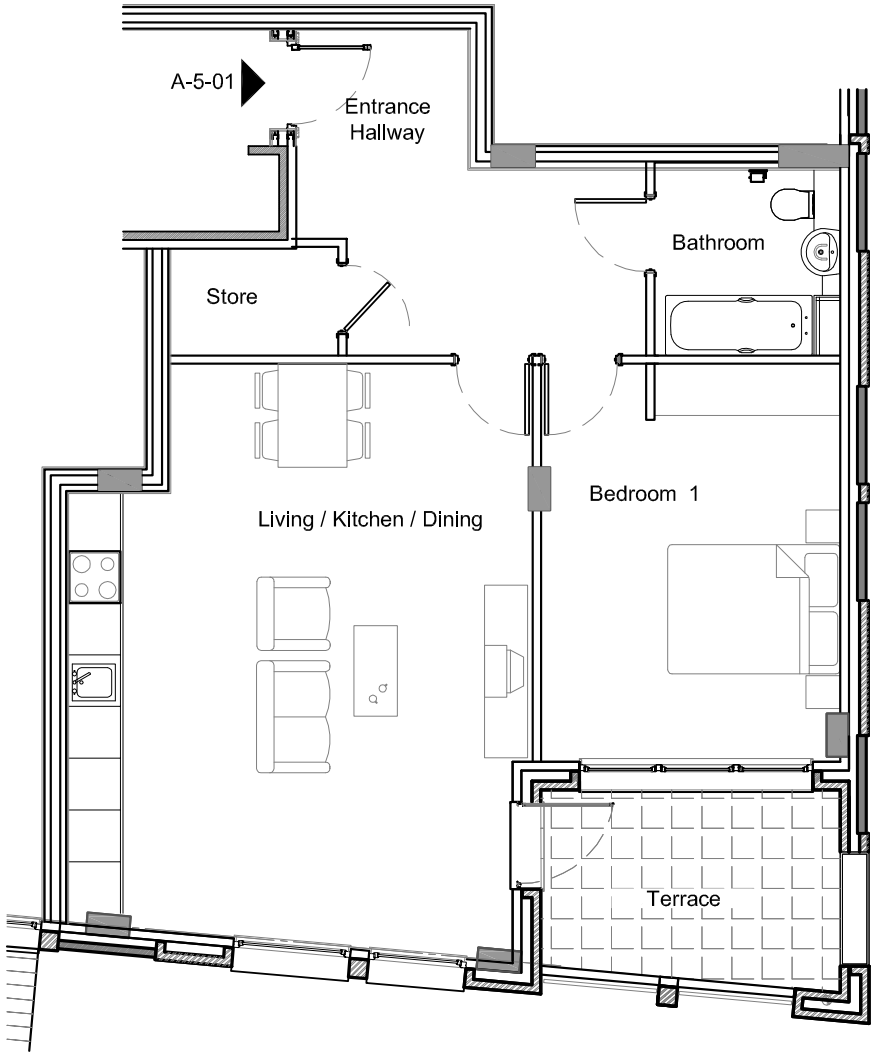
Living/Kitchen/Dining	7.3 × 6.3 m
Bedroom 1	4.3 × 3.6 m
Bedroom 2	3.6 × 3.6 m
Bedroom 3	5.4 × 2.5 m
Total	
104.5 sqm	
1,125 sqft	
Outside space	10.0 sqm
	108 sqft



Apartment A5- 01
Block 1 Core A
70 sqm / 753 sqft
1 Bedroom
1 Bathroom
Terrace



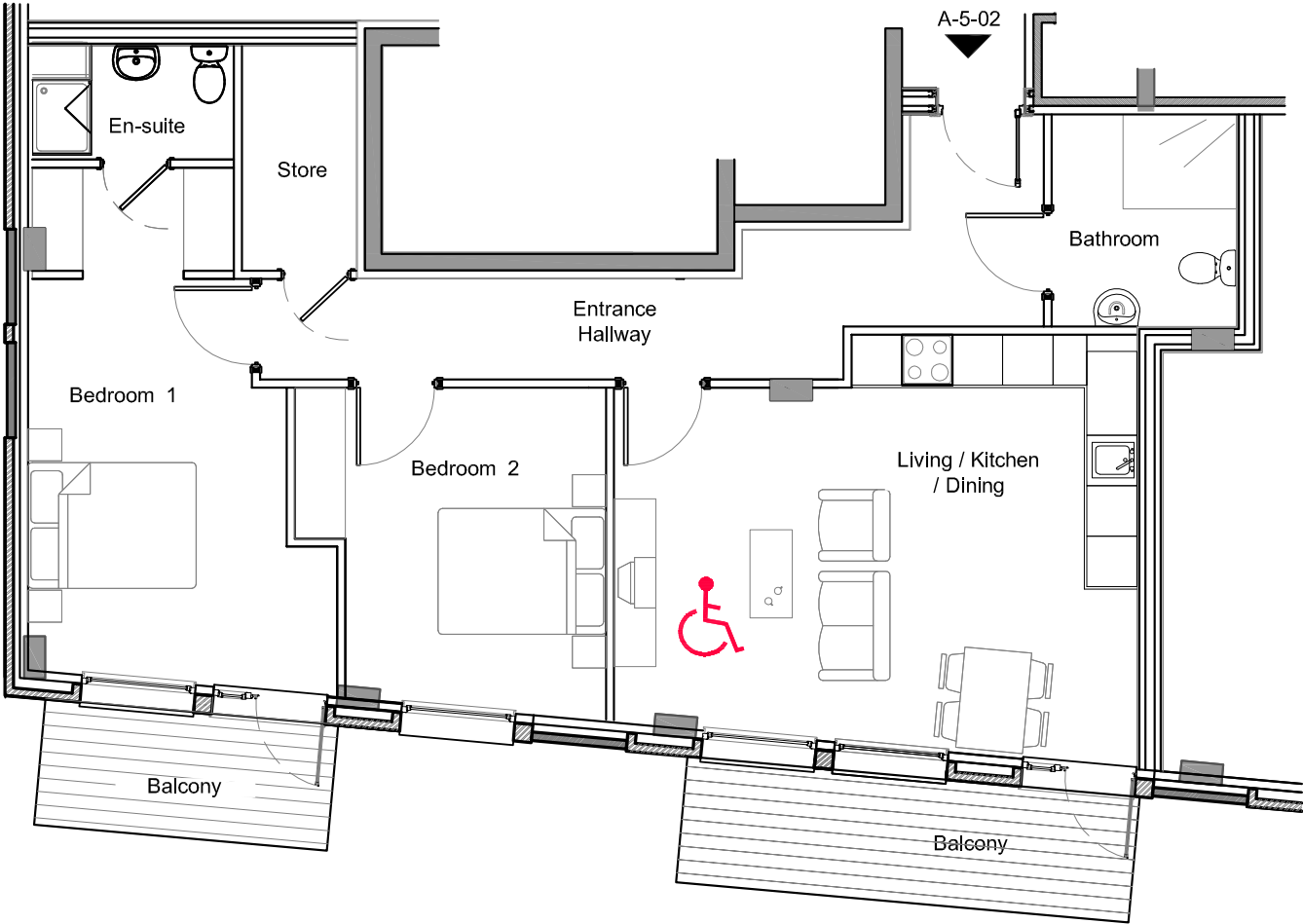
Living/Kitchen/Dining	6.9 × 5.4 m
Bedroom 1	4.6 × 3.5 m
Total	
70.0 sqm	
753 sqft	
Outside space	7.6 sqm
	82 sqft



Apartment A5-02
Block 1 Core A
90 sqm / 969 sqft
2 Bedrooms
2 Bathrooms
2 Balconies

Fifth Floor

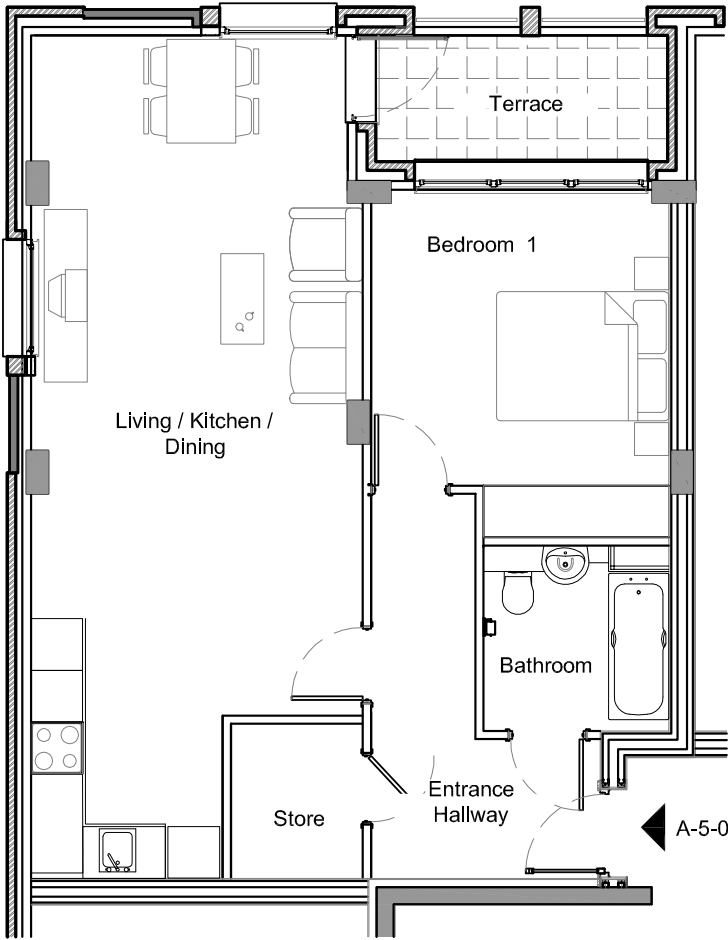
Living/Kitchen/Dining	6.2 × 5.2 m
Bedroom 1	4.9 × 3.7 m
Bedroom 2	3.9 × 3.7 m
Total	90.0 sqm
	969 sqft
Outside space	13.3 sqm
	143 sqft



Apartment A5-03
Block 1 Core A
64 sqm / 689 sqft
1 Bedroom
1 Bathroom
Terrace

Fifth Floor

Living/Kitchen/Dining	9.8 × 3.9 m
Bedroom 1	4.0 × 3.5 m
Total	64.0 sqm
	689 sqft
Outside space	5.0 sqm
	54 sqft



Apartment A5-04
Block 1 Core A
111 sqm / 1,195 sqft
3 Bedrooms
2 Bathrooms
2 Terraces

Fifth Floor

BLOCK 2

KJHGF

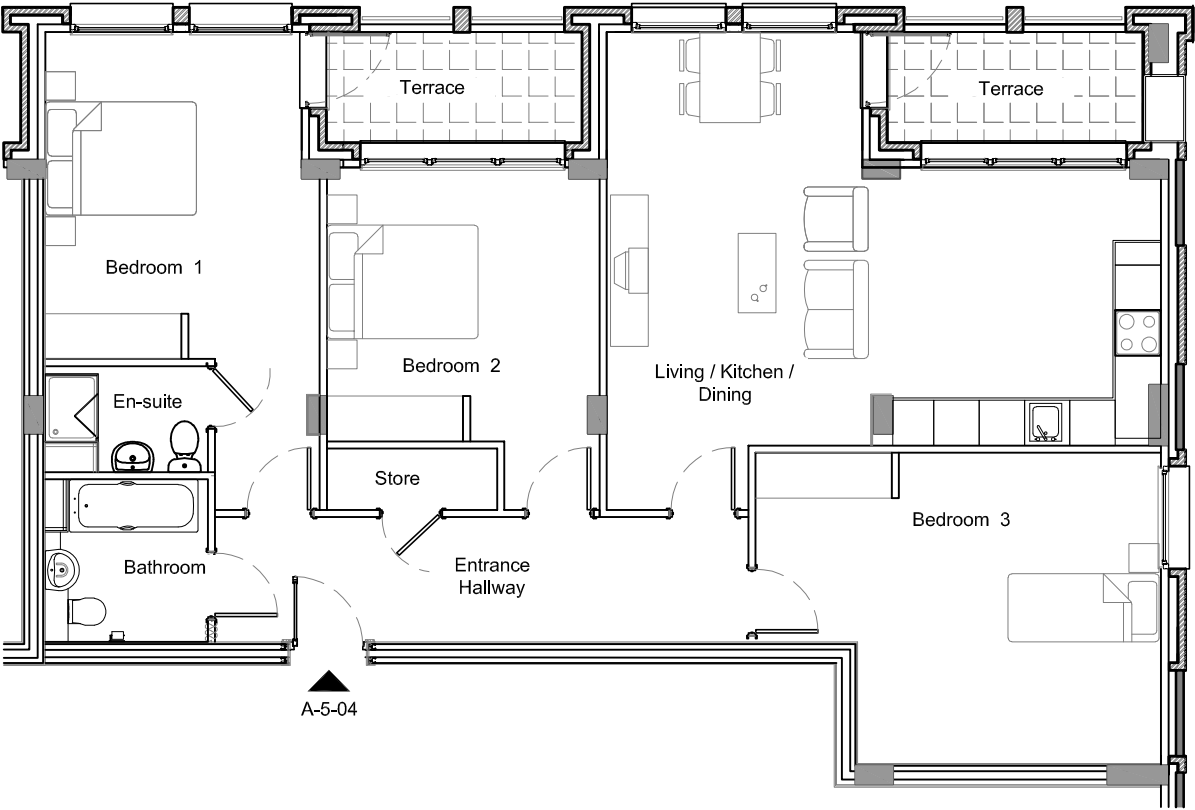
BLOCK 1

E D C B A

HASLEMERE AVE

RAVENSBURY TERRACE

Living/Kitchen/Dining	7.3 × 6.3 m
Bedroom 1	4.3 × 3.6 m
Bedroom 2	4.5 × 3.6 m
Bedroom 3	5.4 × 4.1 m
Total	111.0 sqm
	1,195 sqft
Outside space	10.0 sqm
	108 sqft



Apartment B1-01
Block 1 Core B
57.5 sqm / 619 sqft
1 Bedroom
1 Bathroom
2 Balconies

First Floor

BLOCK 2

KJHGF

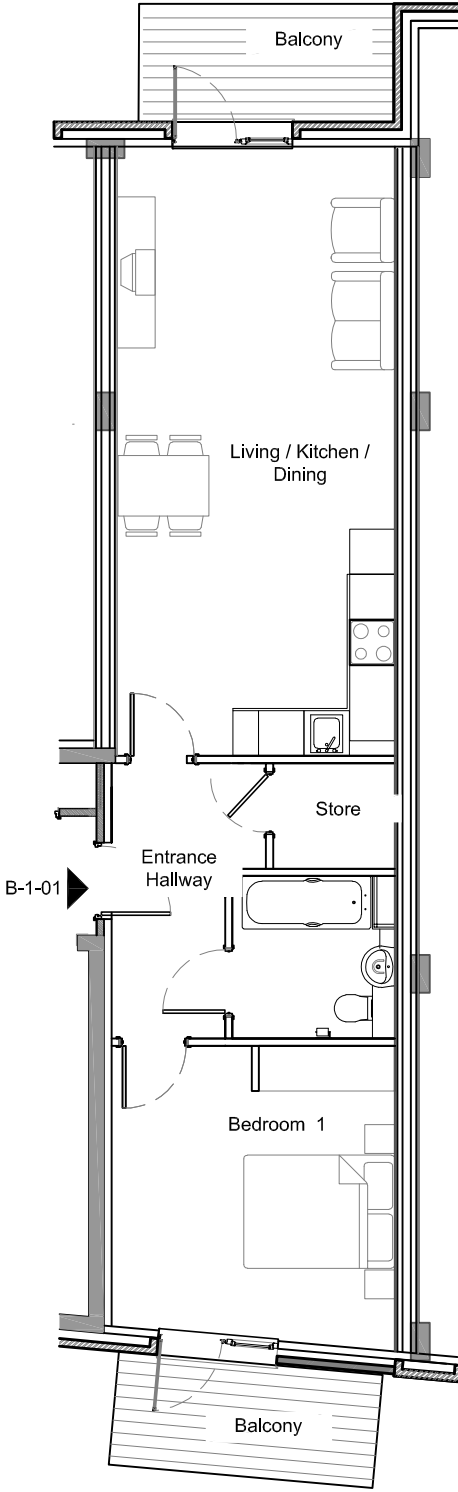
BLOCK 1

E D C B A

HASLEMERE AVE

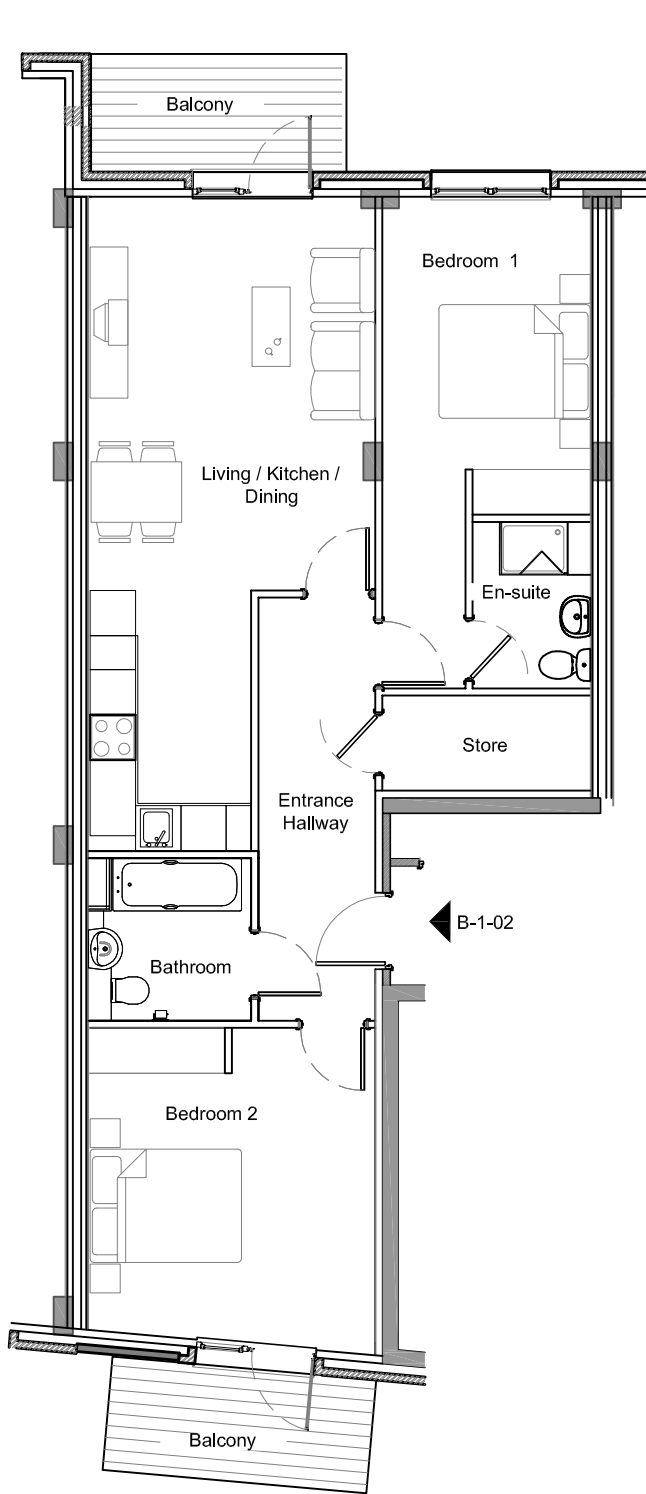
RAVENSBURY TERRACE

Living/Kitchen/Dining	8.1 × 3.7 m
Bedroom 1	4.0 × 3.7 m
Total	57.5 sqm
	619 sqft
Outside space	10.4 sqm
	112 sqft



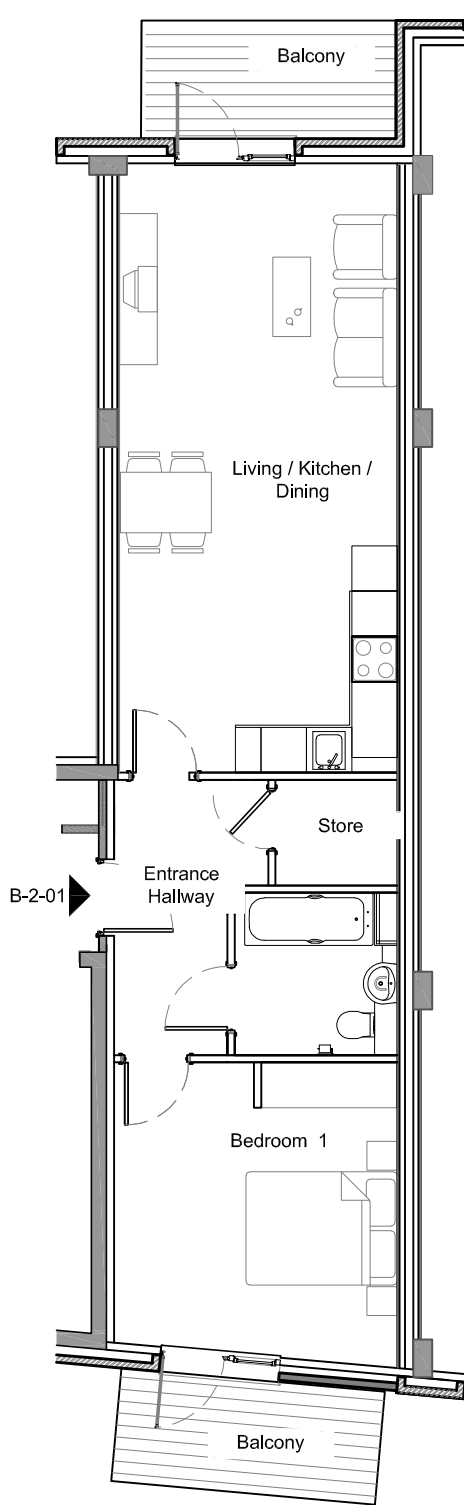
Apartment B1 – 02
Block 1 Core B
79.5 sqm / 856 sqft
2 Bedrooms
2 Bathrooms
2 Balconies

First Floor	
Living/Kitchen/Dining	8.7 × 3.8 m
Bedroom 1	4.2 × 2.8 m
Bedroom 2	4.3 × 3.8 m
Total	
79.5 sqm	
856 sqft	
Outside space	
10.4 sqm	
112 sqft	

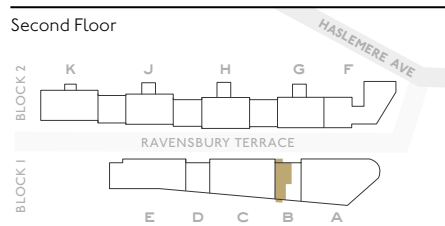


Apartment B2 – 01
Block 1 Core B
57.5 sqm / 619 sqft
1 Bedroom
1 Bathroom
2 Balconies

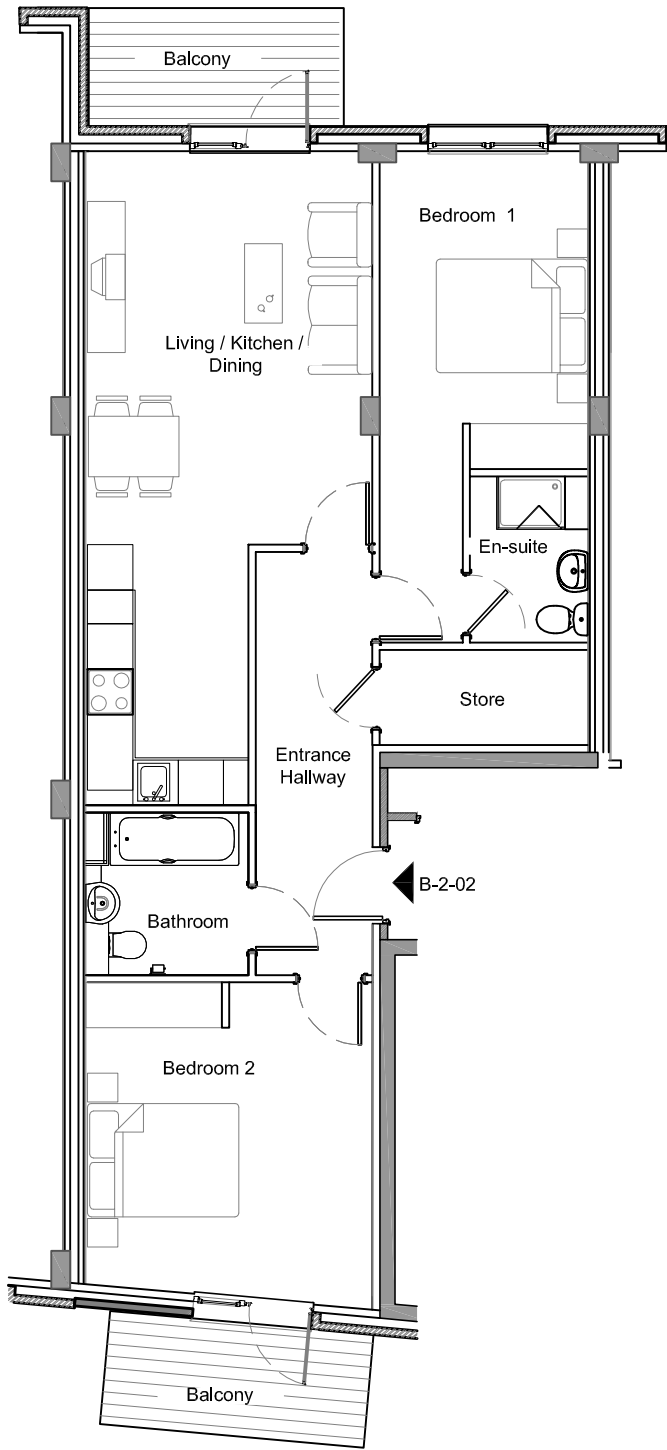
Second Floor	
Living/Kitchen/Dining	8.1 × 3.7 m
Bedroom 1	4.0 × 3.7 m
Total	
57.5 sqm	
619 sqft	
Outside space	
10.4 sqm	
112 sqft	



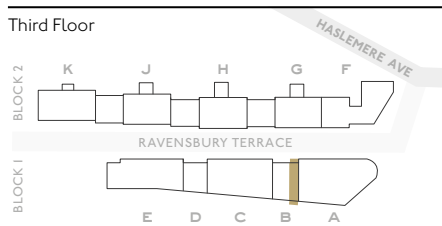
Apartment B2-02
Block 1 Core B
79.5 sqm / 856 sqft
2 Bedrooms
2 Bathrooms
2 Balconies



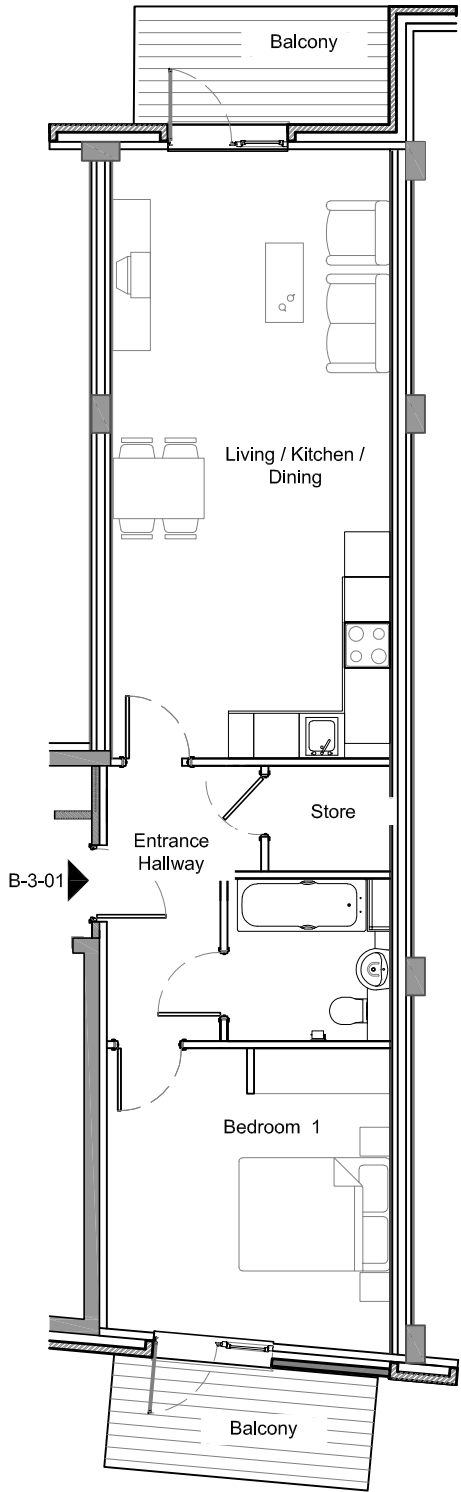
Living/Kitchen/Dining	8.7 × 3.8 m
Bedroom 1	4.2 × 2.8 m
Bedroom 2	4.3 × 3.8 m
Total	79.5 sqm
	856 sqft
Outside space	10.4 sqm
	112 sqft



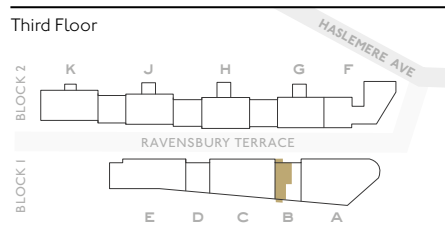
Apartment B3-01
Block 1 Core B
57.5 sqm / 619 sqft
1 Bedroom
1 Bathroom
2 Balconies



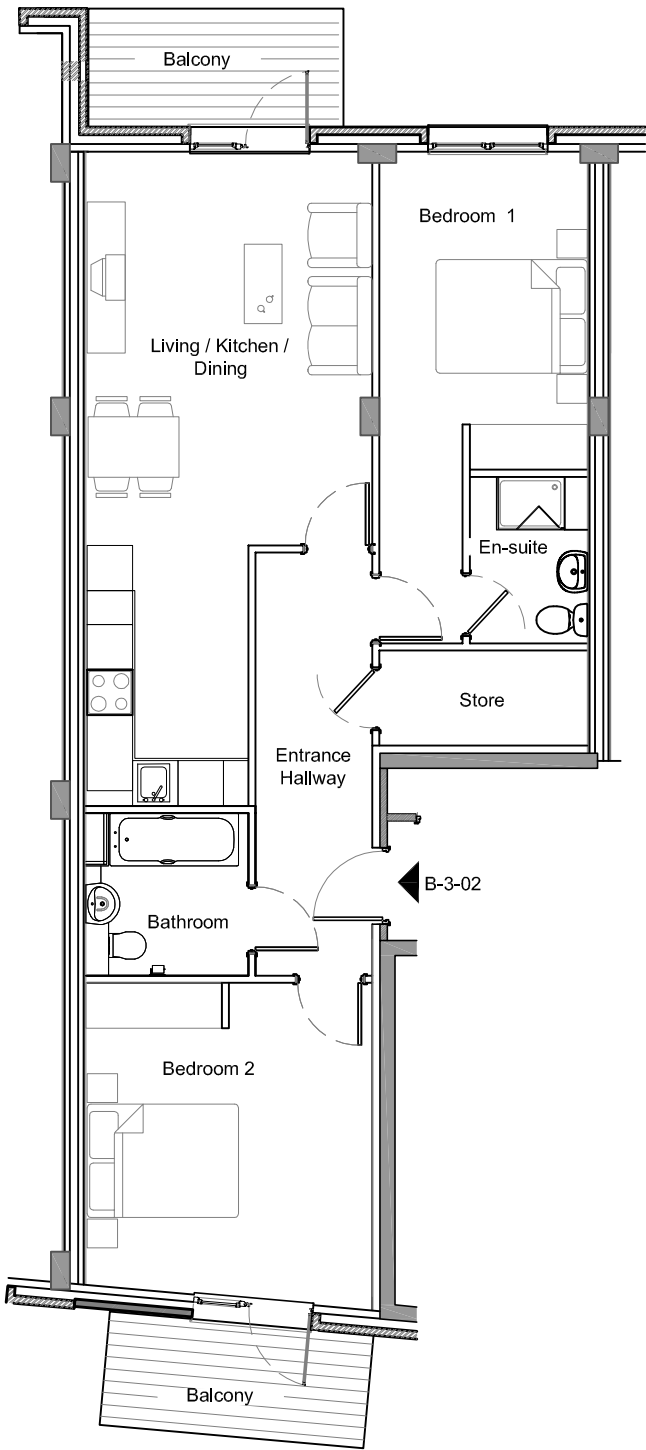
Living/Kitchen/Dining	8.1 × 3.7 m
Bedroom 1	4.0 × 3.7 m
Total	57.5 sqm
	619 sqft
Outside space	10.4 sqm
	112 sqft



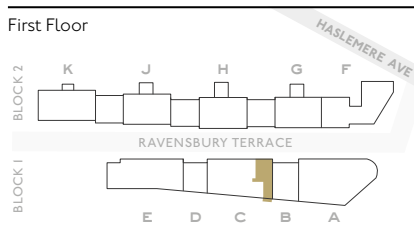
Apartment B3- 02
Block 1 Core B
79.5 sqm / 856 sqft
2 Bedrooms
2 Bathrooms
2 Balconies



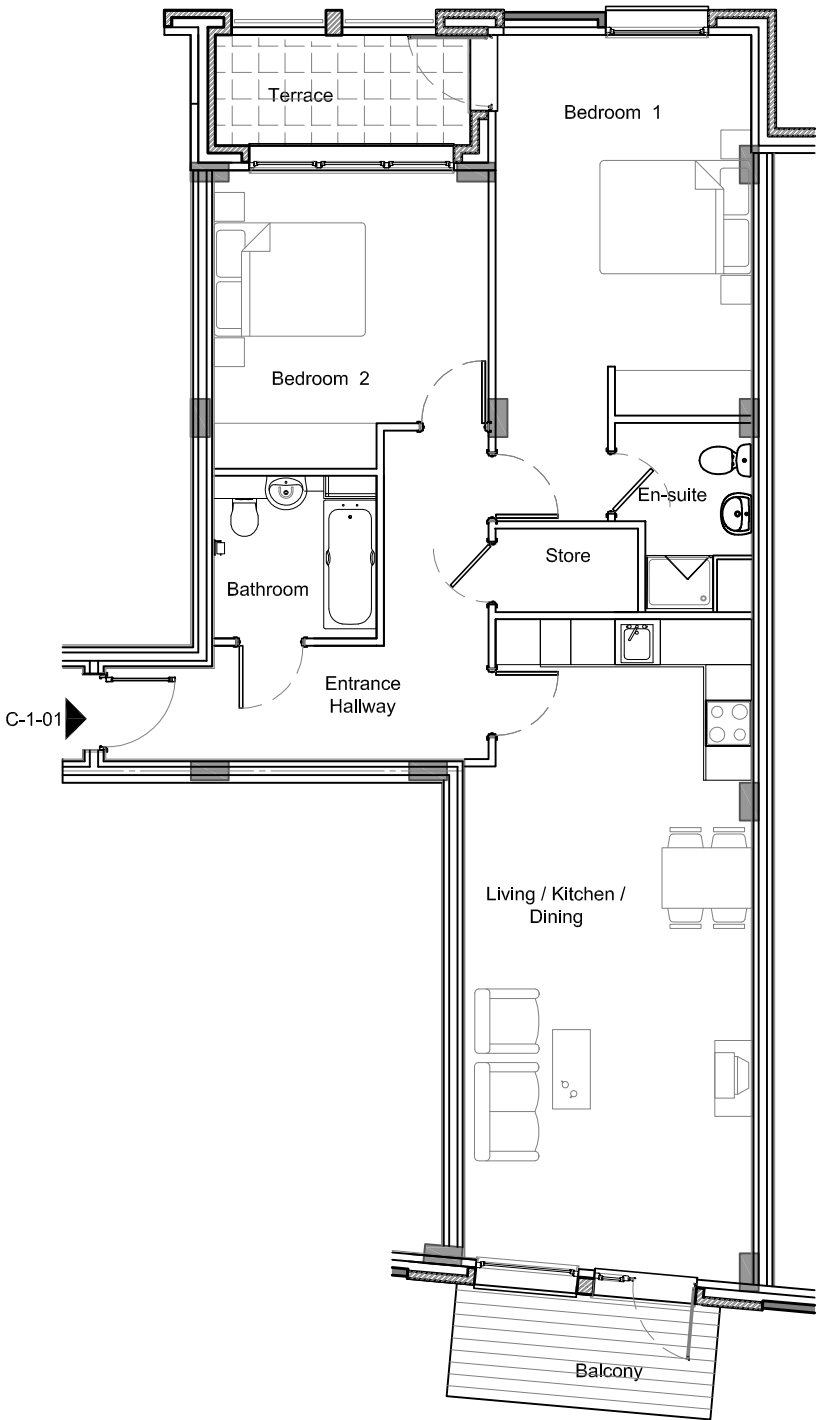
Living/Kitchen/Dining	8.7 × 3.8 m
Bedroom 1	4.2 × 2.8 m
Bedroom 2	4.3 × 3.8 m
Total	
79.5 sqm	
856 sqft	
Outside space	10.4 sqm
	112 sqft



Apartment C1 - 01
Block 1 Core C
89 sqm / 958 sqft
2 Bedrooms
2 Bathrooms
Terrace
Balcony



Living/Kitchen/Dining	3.8 × 8.8 m
Bedroom 1	3.4 × 6.4 m
Bedroom 2	3.6 × 3.9 m
Total	
89.0 sqm	
958 sqft	
Outside space	10.2 sqm
	110 sqft



Apartment C1 – 02

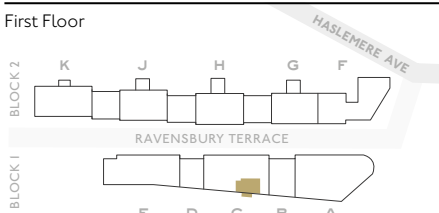
Block 1 Core C

57 sqm / 614 sqft

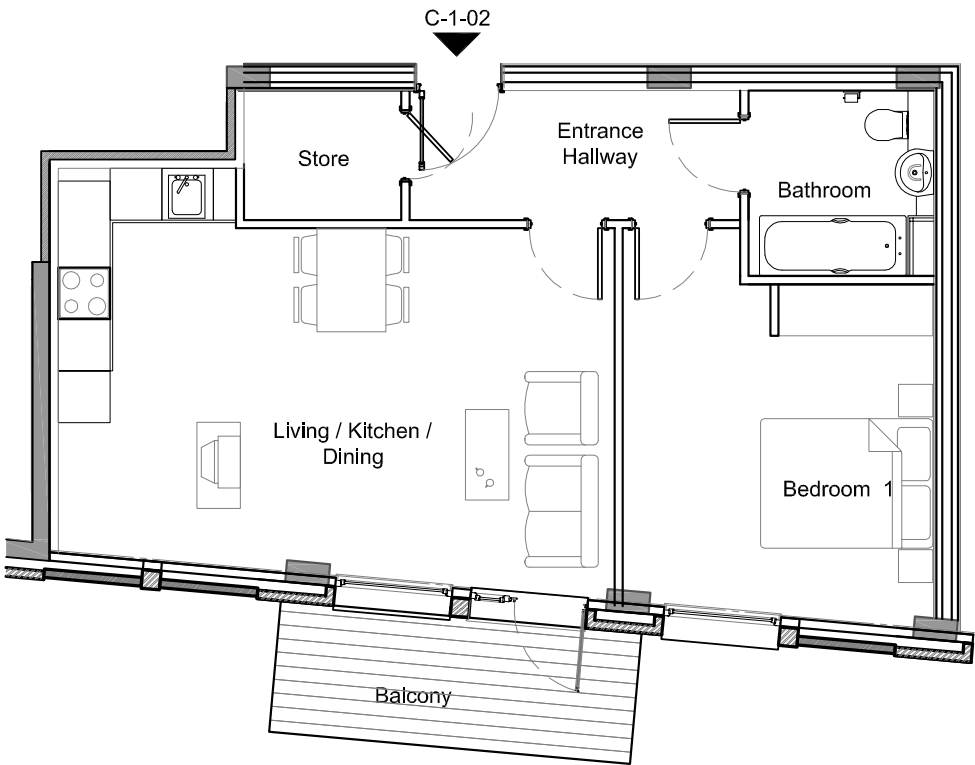
1 Bedroom

1 Bathroom

Balcony



Living/Kitchen/Dining	6.5 × 4.6 m
Bedroom 1	3.6 × 3.9 m
Total	57.0 sqm
	614 sqft
Outside space	6.3 sqm
	68 sqft



Apartment C1 – 03

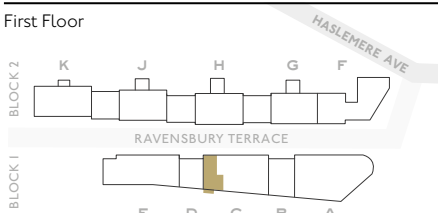
Block 1 Core C

94.5 sqm / 1,017 sqft

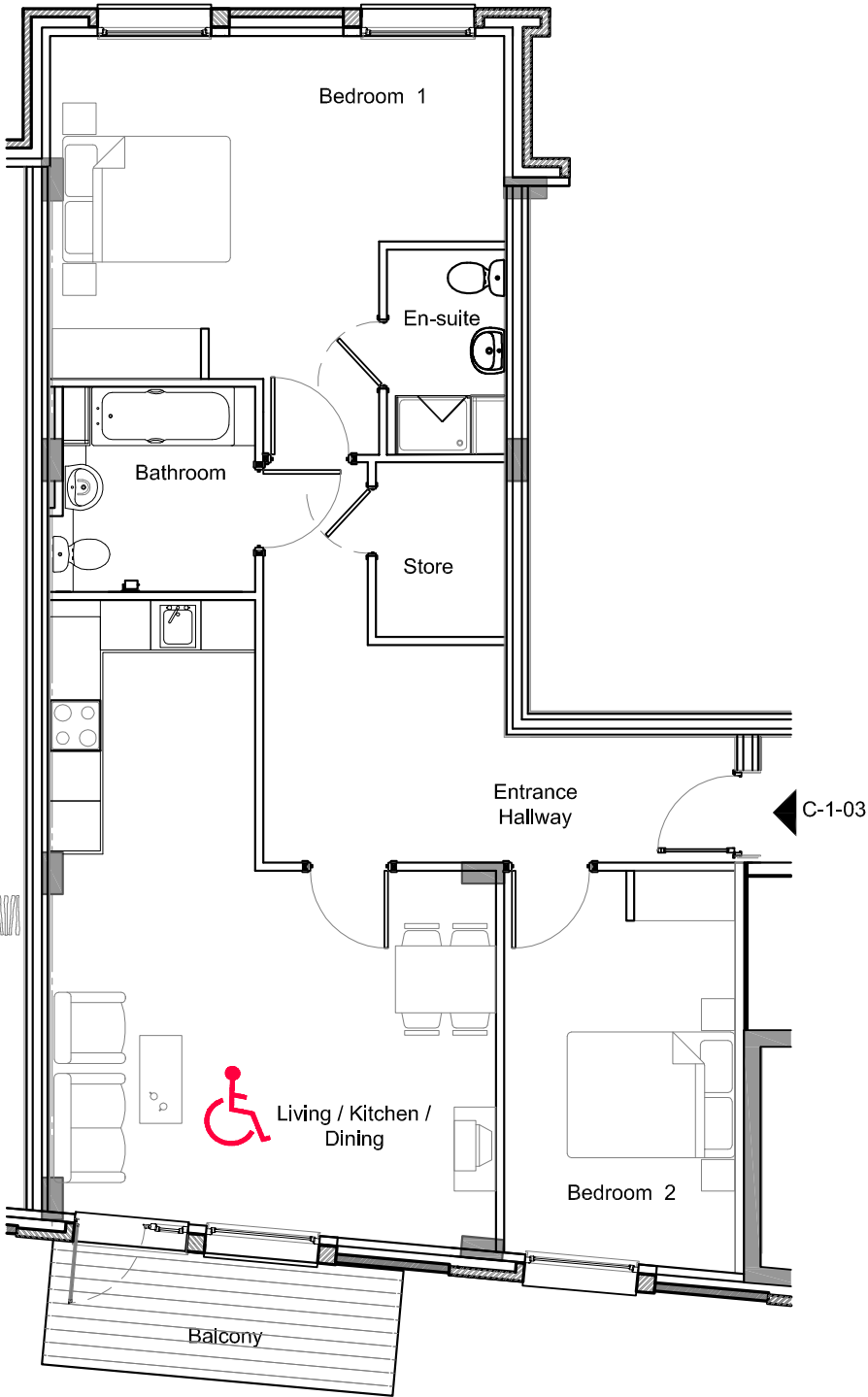
2 Bedrooms

2 Bathrooms

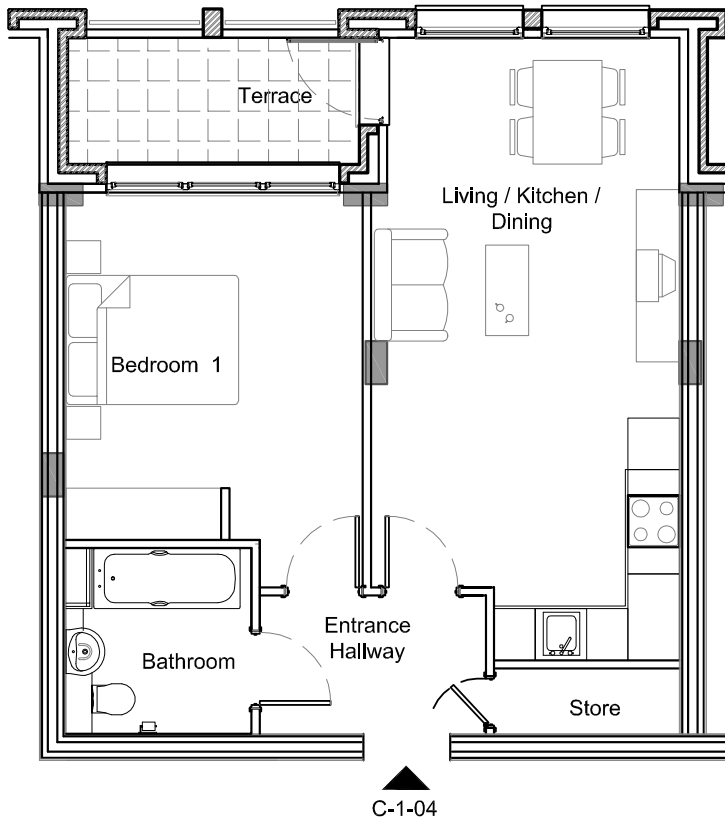
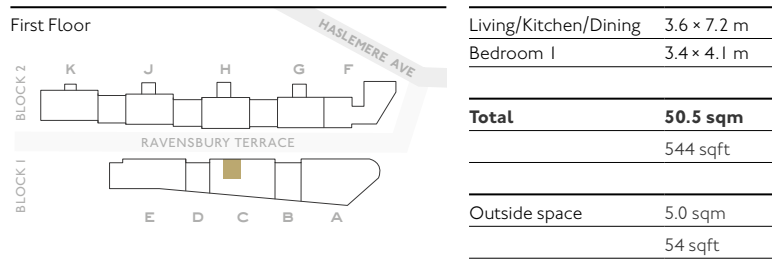
Balcony



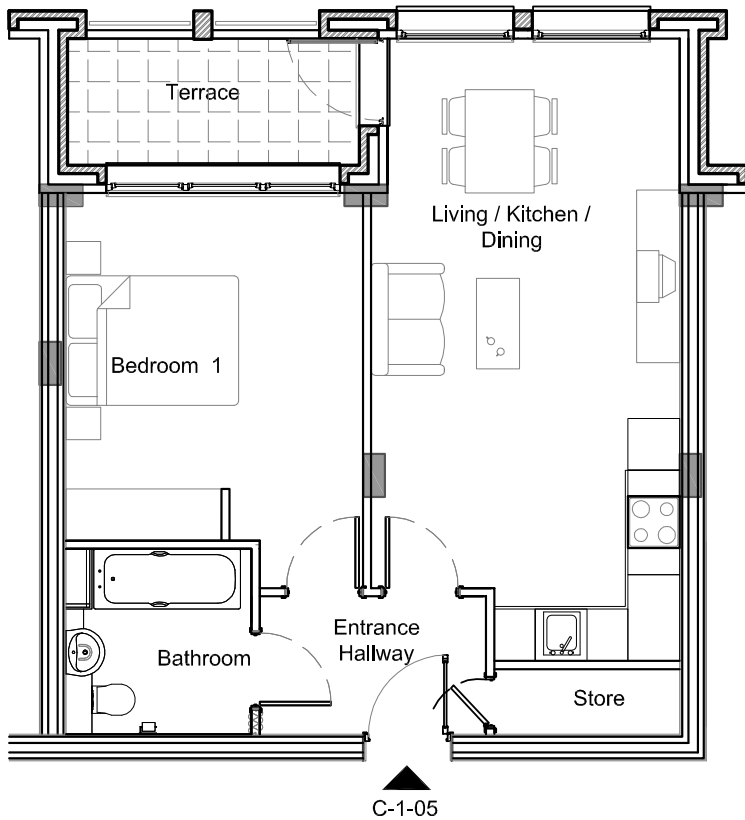
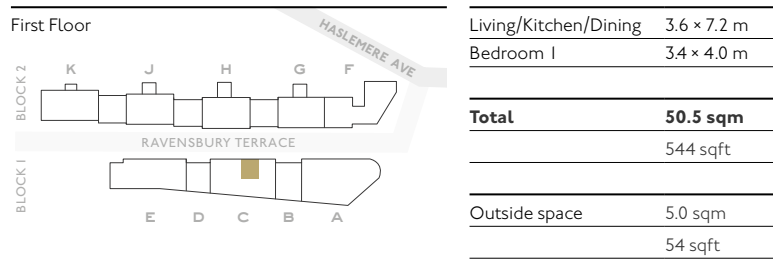
Living/Kitchen/Dining	5.3 × 7.4 m
Bedroom 1	5.4 × 4.1 m
Bedroom 2	2.8 × 4.7 m
Total	94.5 sqm
	1,017 sqft
Outside space	6.3 sqm
	68 sqft



Apartment C1 – 04
Block 1 Core C
50.5 sqm / 544 sqft
1 Bedroom
1 Bathroom
Terrace

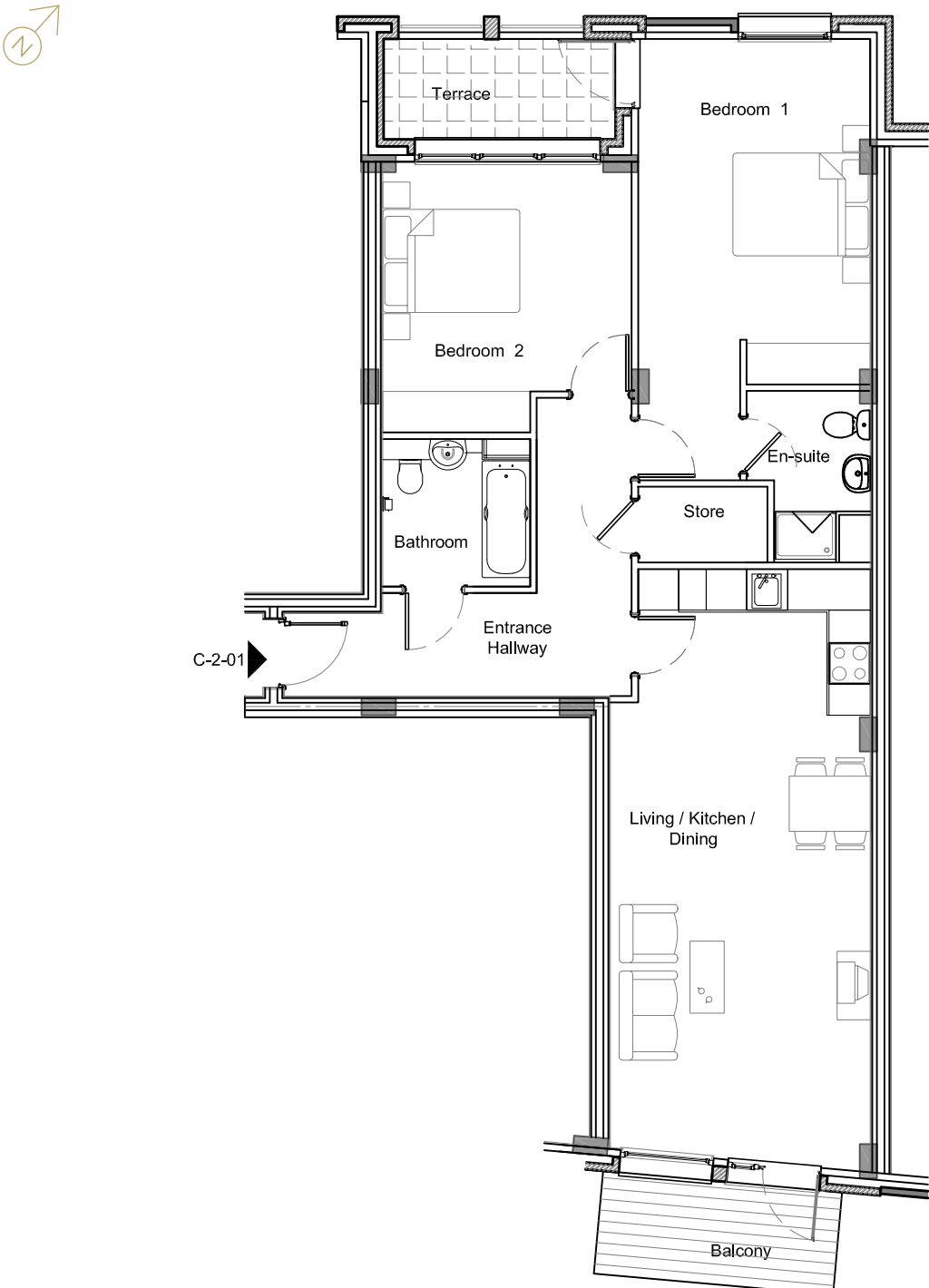


Apartment C1 – 05
Block 1 Core C
50.5 sqm / 544 sqft
1 Bedroom
1 Bathroom
Terrace



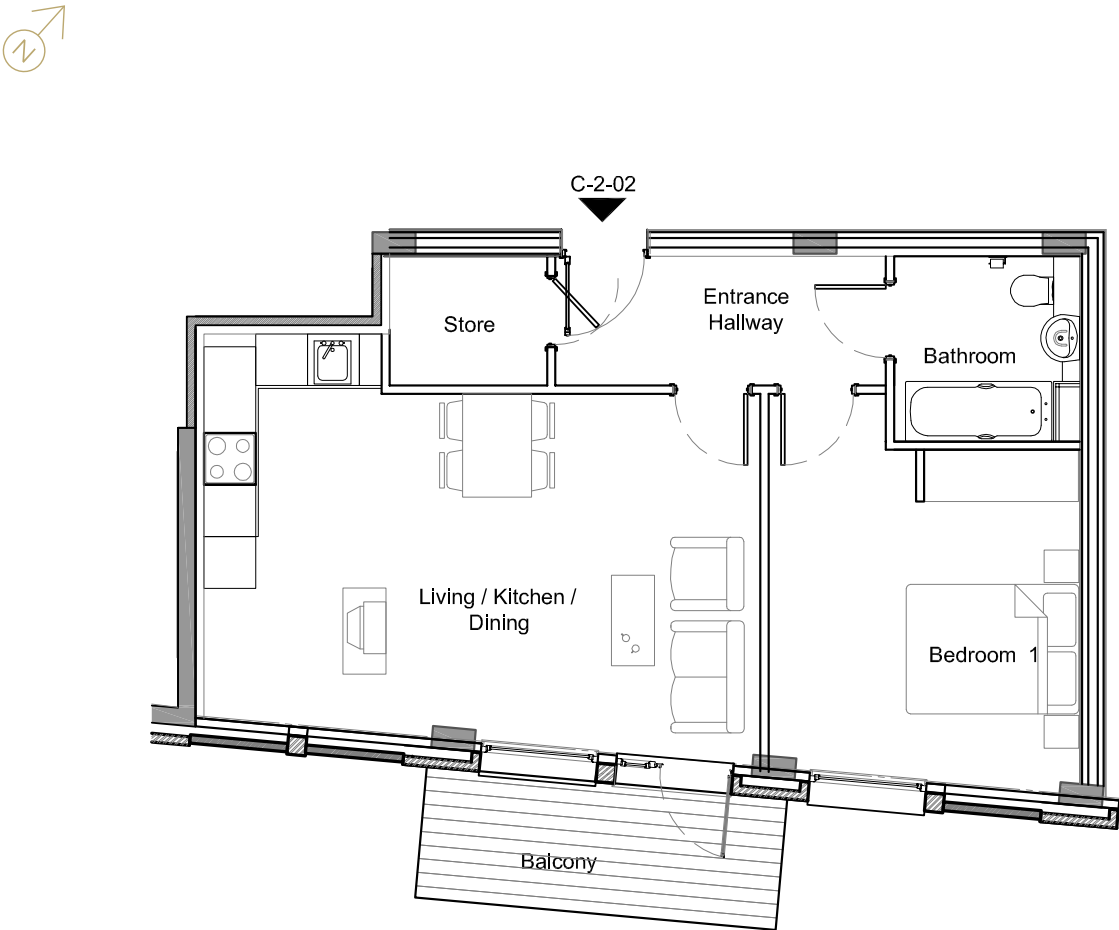
Apartment C2 – 01
Block 1 Core C
89 sqm / 958 sqft
2 Bedrooms
2 Bathrooms
Terrace
Balcony

Second Floor	
BLOCK 2	K J H G F
	RAVENSBURY TERRACE
BLOCK 1	E D C B A
Living/Kitchen/Dining	3.8 × 8.8 m
Bedroom 1	3.4 × 6.4 m
Bedroom 2	3.6 × 3.9 m
Total 89.0 sqm	
958 sqft	
Outside space 10.2 sqm	
110 sqft	

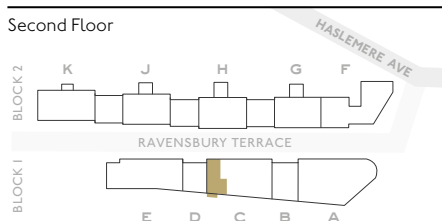


Apartment C2 – 02
Block 1 Core C
57 sqm / 614 sqft
1 Bedroom
1 Bathroom
Balcony

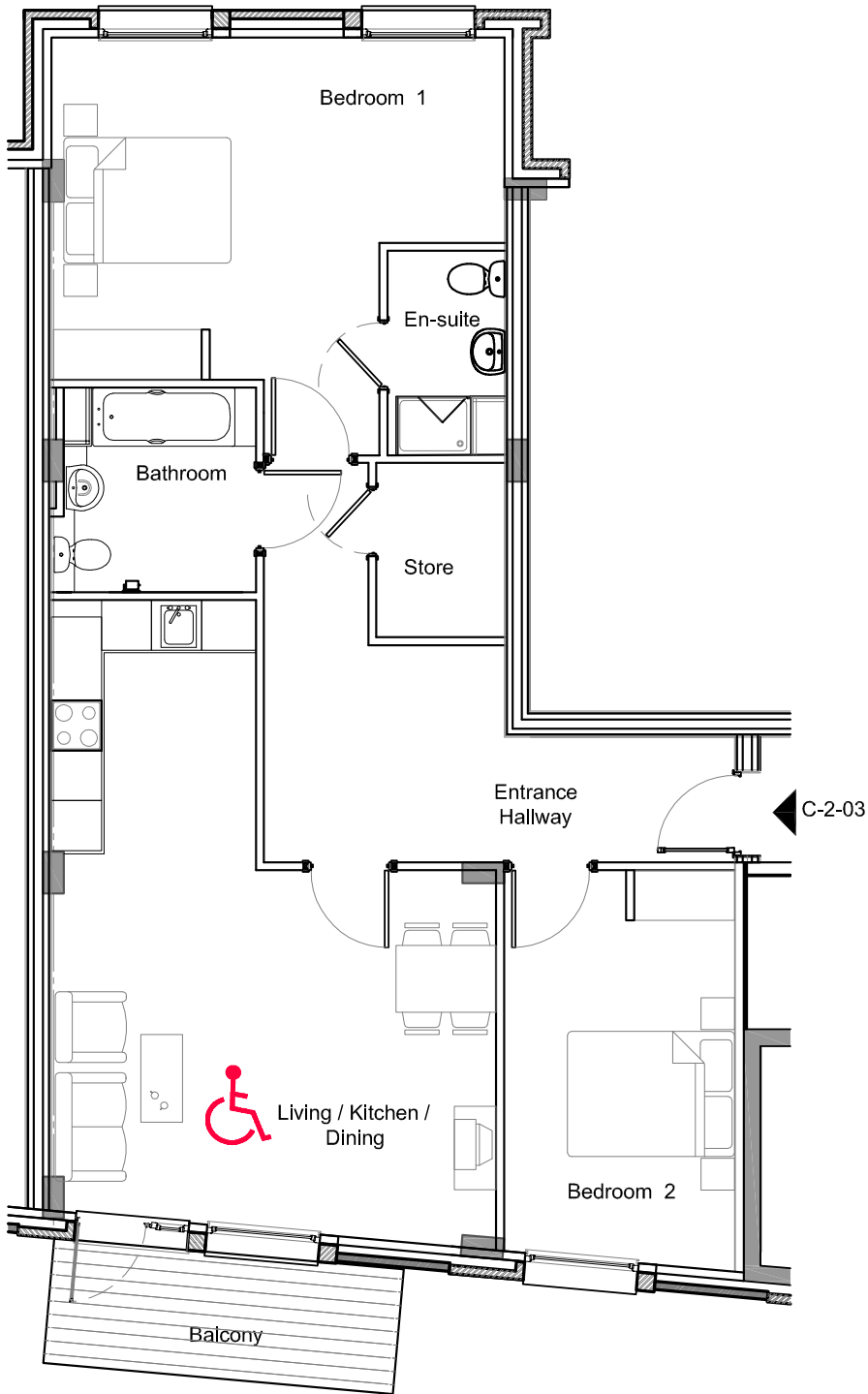
Second Floor	
BLOCK 2	K J H G F
	RAVENSBURY TERRACE
BLOCK 1	E D C B A
Living/Kitchen/Dining	6.5 × 4.6 m
Bedroom 1	3.6 × 3.9 m
Total 57.0 sqm	
614 sqft	
Outside space 6.3 sqm	
68 sqft	



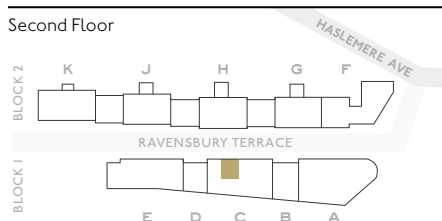
Apartment C2 – 03
Block 1 Core C
94.5 sqm / 1,017 sqft
2 Bedrooms
2 Bathrooms
Balcony



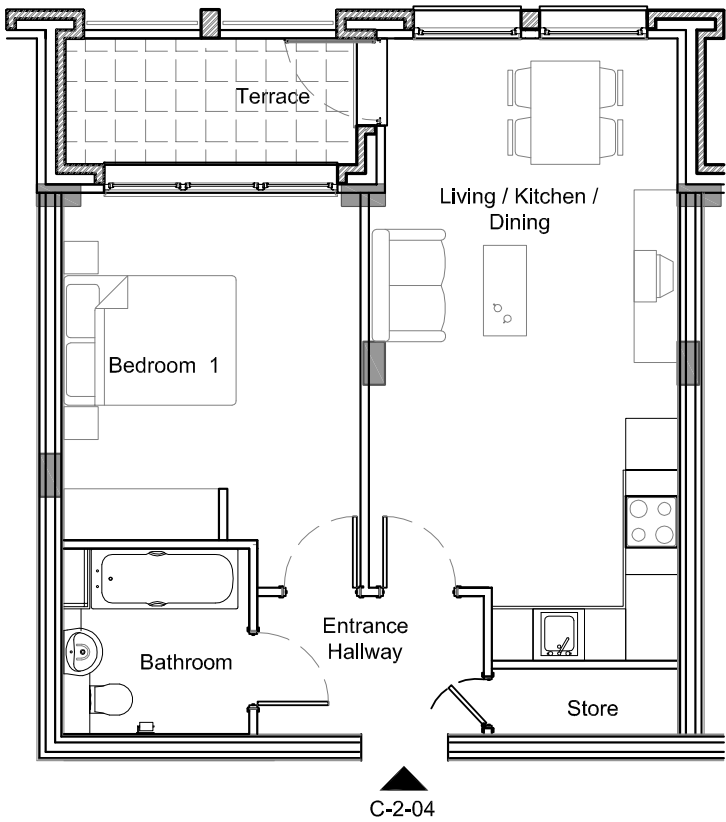
Living/Kitchen/Dining	5.3 × 7.4 m
Bedroom 1	5.4 × 4.1 m
Bedroom 2	2.8 × 4.7 m
Total	
94.5 sqm	
1,017 sqft	
Outside space	6.3 sqm
68 sqft	



Apartment C2 – 04
Block 1 Core C
50.5 sqm / 544 sqft
1 Bedroom
1 Bathroom
Terrace

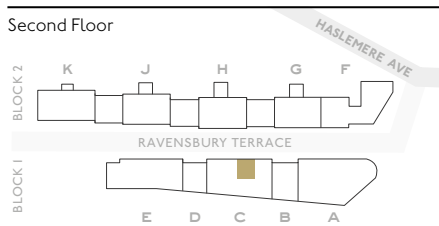


Living/Kitchen/Dining	3.6 × 7.2 m
Bedroom 1	3.4 × 4.1 m
Total	
50.5 sqm	
544 sqft	
Outside space	5.0 sqm
54 sqft	

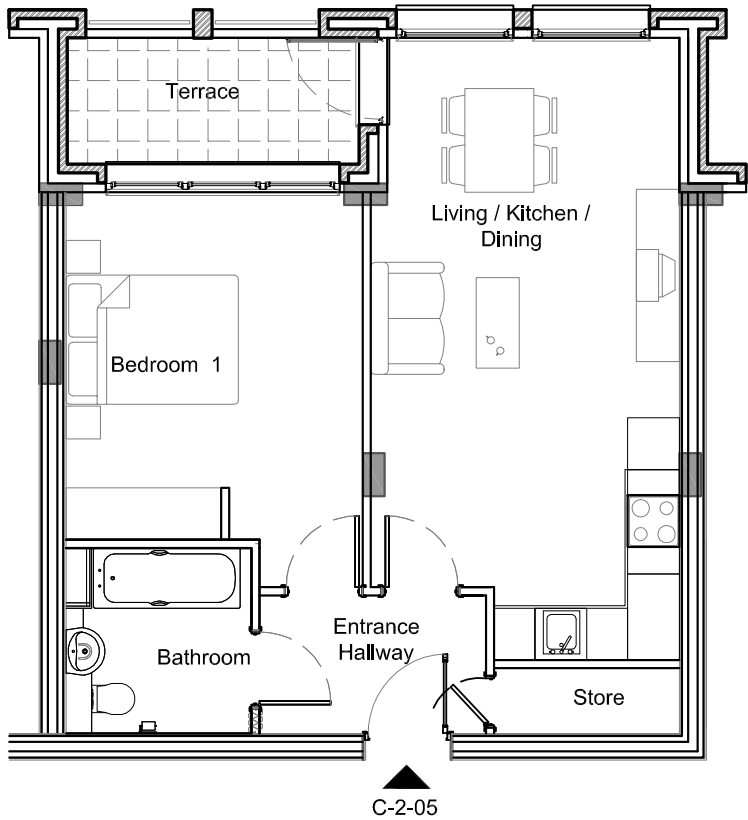


Apartment C2 – 05
Block 1 Core C
50.5 sqm / 544 sqft
1 Bedroom
1 Bathroom
Terrace

Second Floor

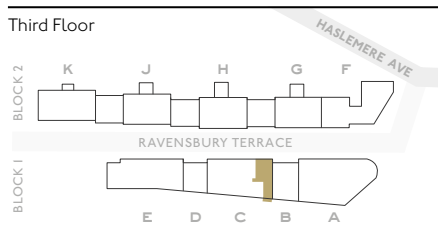


Living/Kitchen/Dining	3.6 × 7.2 m
Bedroom 1	3.4 × 4.0 m
Total	50.5 sqm
	544 sqft
Outside space	5.0 sqm
	54 sqft

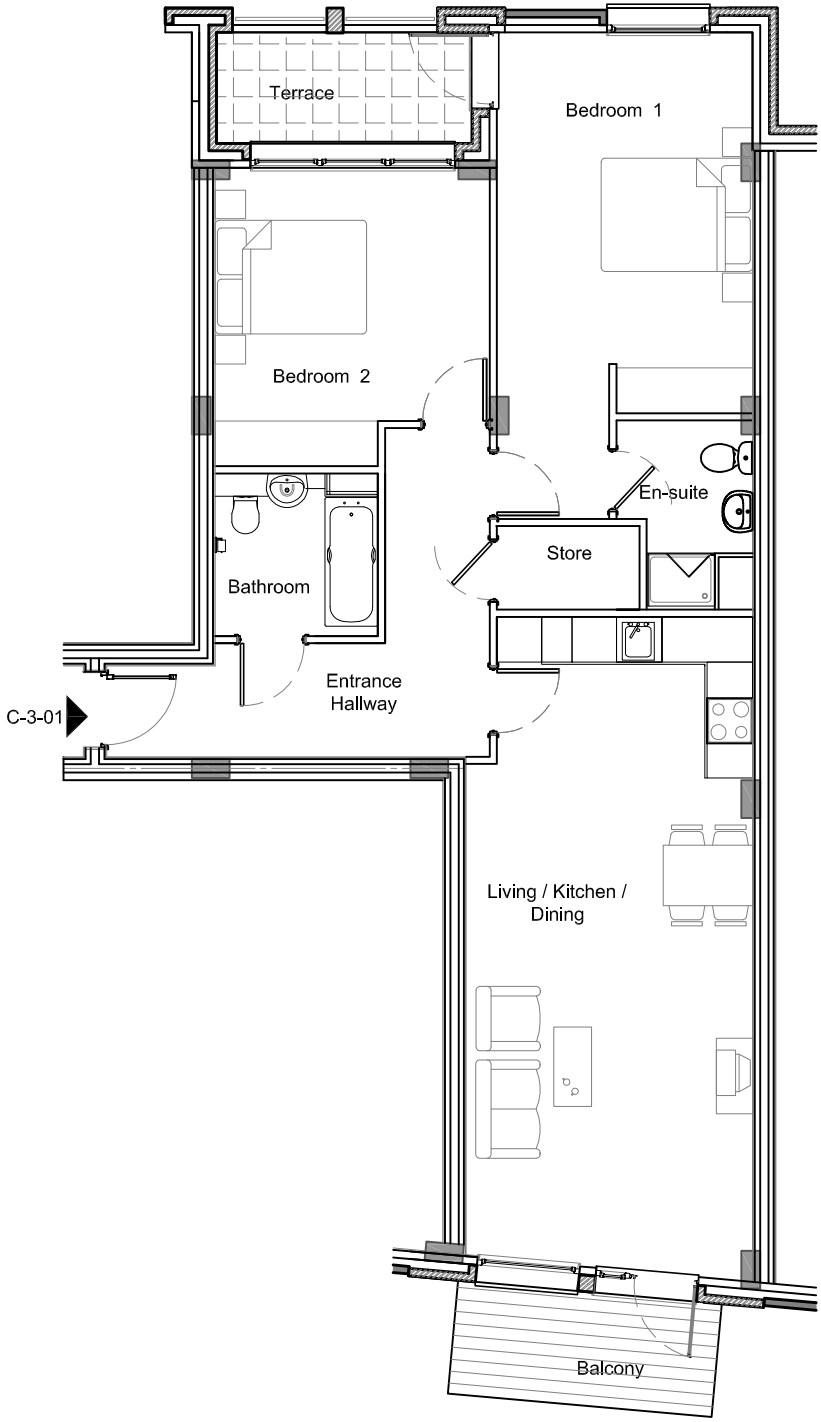


Apartment C3 – 01
Block 1 Core C
89 sqm / 958 sqft
2 Bedrooms
2 Bathrooms
Terrace
Balcony

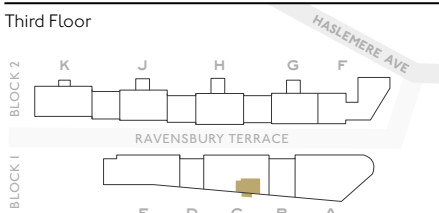
Third Floor



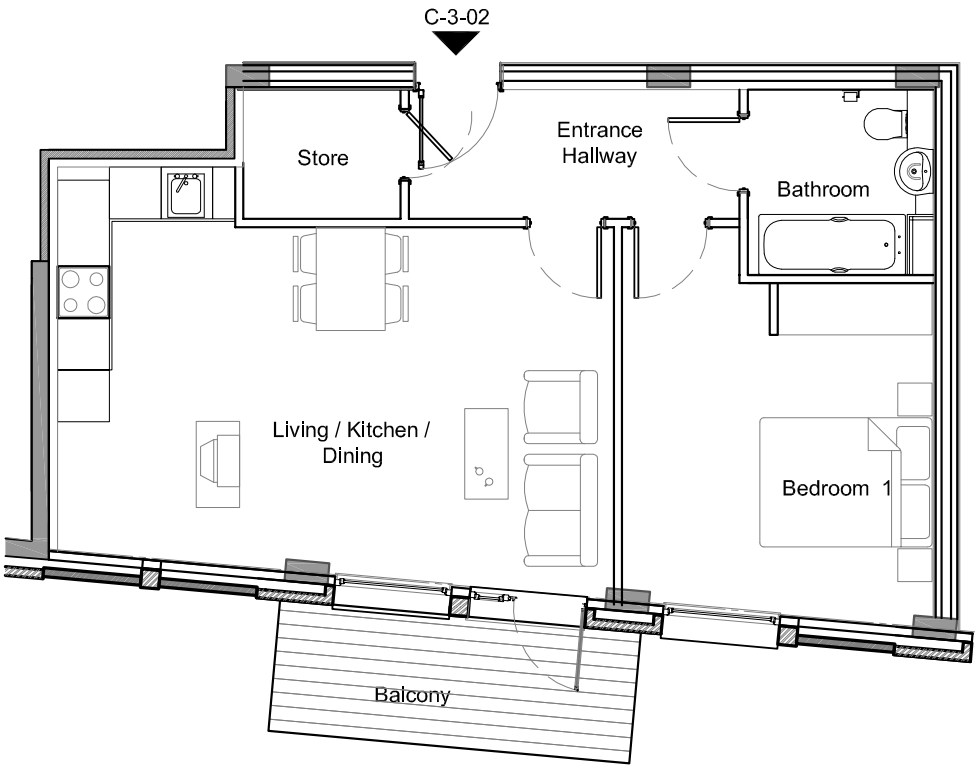
Living/Kitchen/Dining	3.8 × 8.8 m
Bedroom 1	3.4 × 6.4 m
Bedroom 2	3.6 × 3.9 m
Total	89.0 sqm
	958 sqft
Outside space	10.2 sqm
	110 sqft



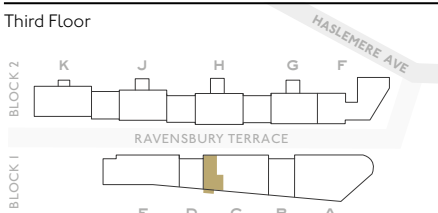
Apartment C3 – 02
Block 1 Core C
57 sqm / 614 sqft
1 Bedroom
1 Bathroom
Balcony



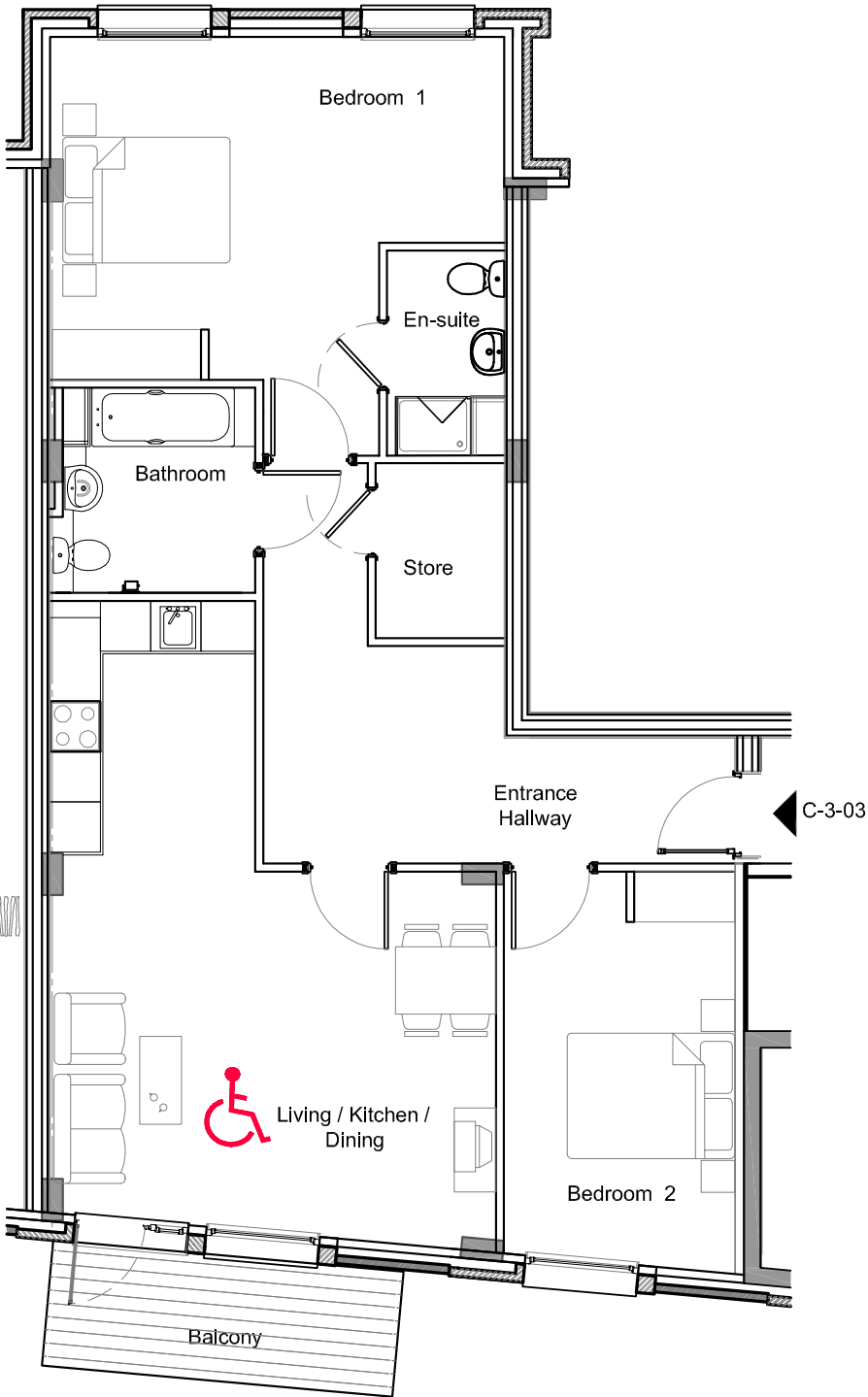
Living/Kitchen/Dining	6.5 × 4.6 m
Bedroom 1	3.6 × 3.9 m
Total	57.0 sqm
	614 sqft
Outside space	6.3 sqm
	68 sqft



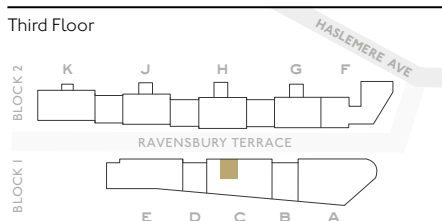
Apartment C3 – 03
Block 1 Core C
94.5 sqm / 1,017 sqft
2 Bedrooms
2 Bathrooms
Balcony



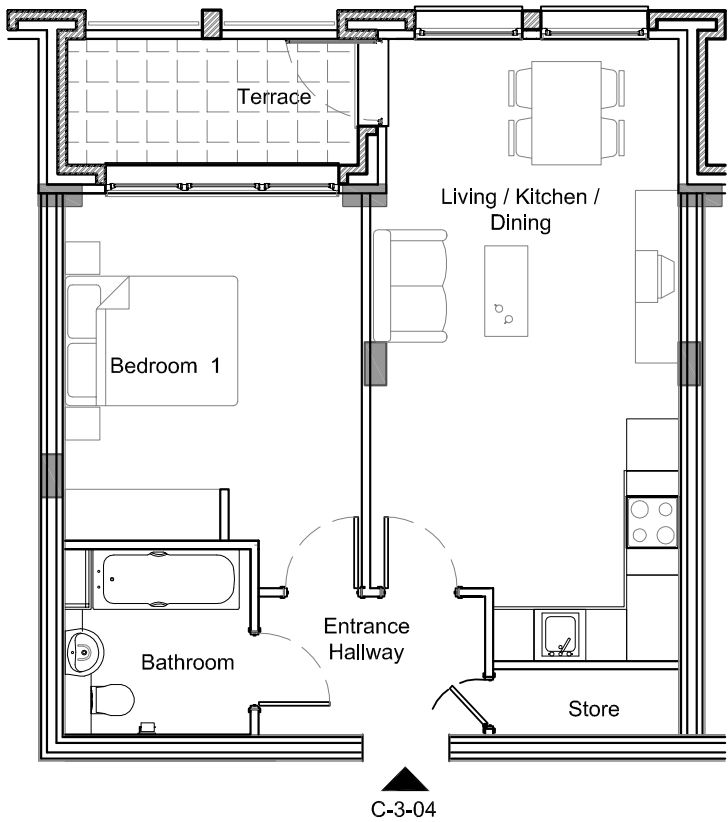
Living/Kitchen/Dining	5.3 × 7.4 m
Bedroom 1	5.4 × 4.1 m
Bedroom 2	2.8 × 4.7 m
Total	94.5 sqm
	1,017 sqft
Outside space	6.3 sqm
	68 sqft



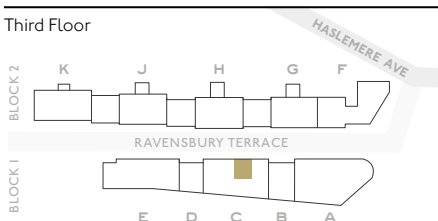
Apartment C3 – 04
Block 1 Core C
50.5 sqm / 544 sqft
1 Bedroom
1 Bathroom
Terrace



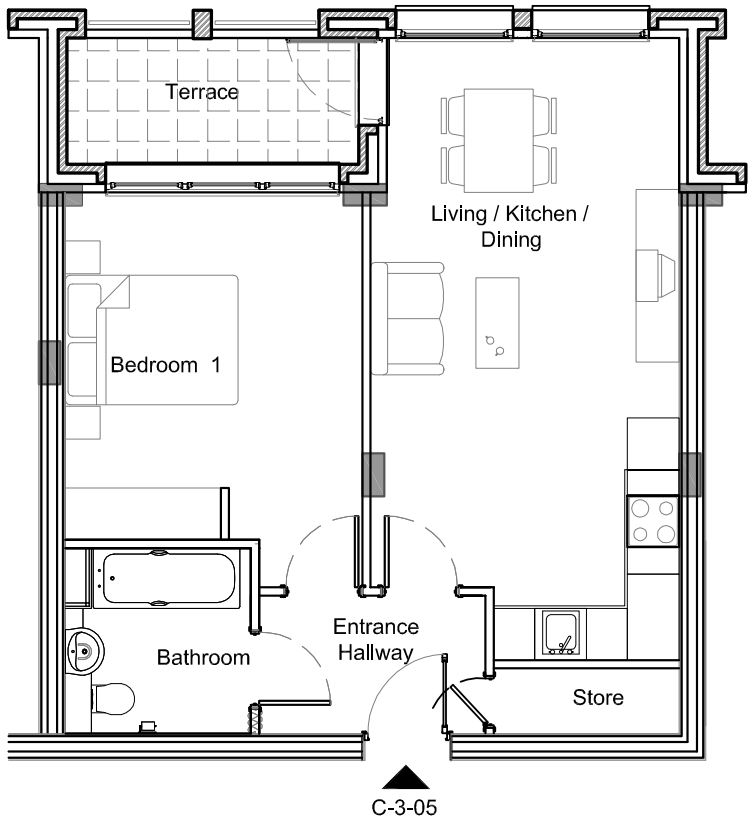
Living/Kitchen/Dining	3.6 × 7.2 m
Bedroom 1	3.4 × 4.1 m
Total	50.5 sqm
	544 sqft
Outside space	5.0 sqm
	54 sqft



Apartment C3 – 05
Block 1 Core C
50.5 sqm / 544 sqft
1 Bedroom
1 Bathroom
Terrace

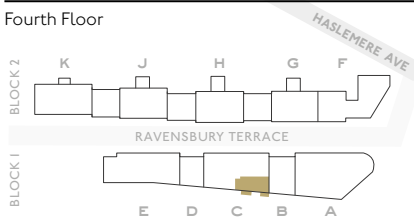


Living/Kitchen/Dining	3.6 × 7.2 m
Bedroom 1	3.4 × 4.0 m
Total	50.5 sqm
	544 sqft
Outside space	5.0 sqm
	54 sqft

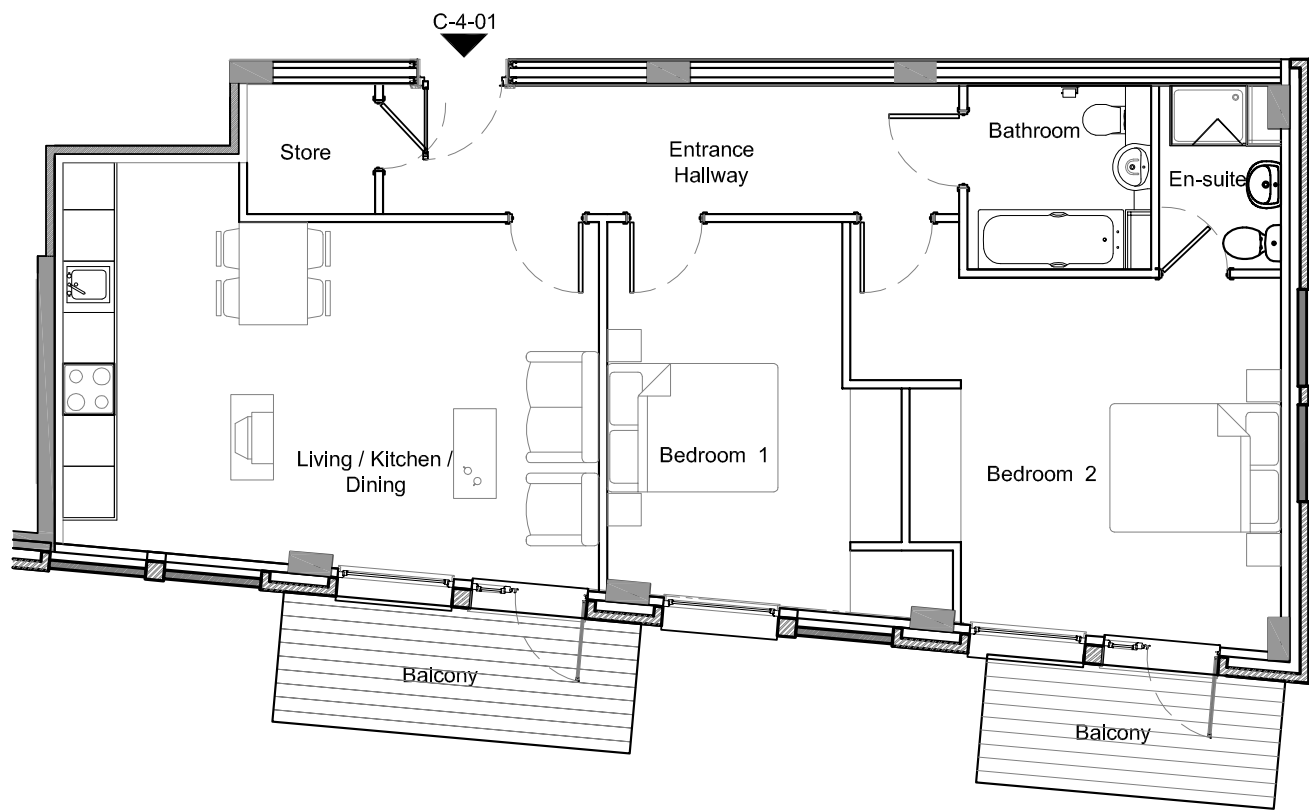


Apartment C4 – 01
Block 1 Core C
83.5 sqm / 899 sqft
2 Bedrooms
2 Bathrooms
2 Balconies

Fourth Floor

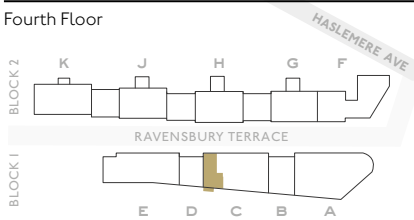


Living/Kitchen/Dining	6.3 × 4.6 m
Bedroom 1	2.8 × 4.6 m
Bedroom 2	5.0 × 4.4 m
Total	83.5 sqm
	899 sqft
Outside space	11.6 sqm
	125 sqft

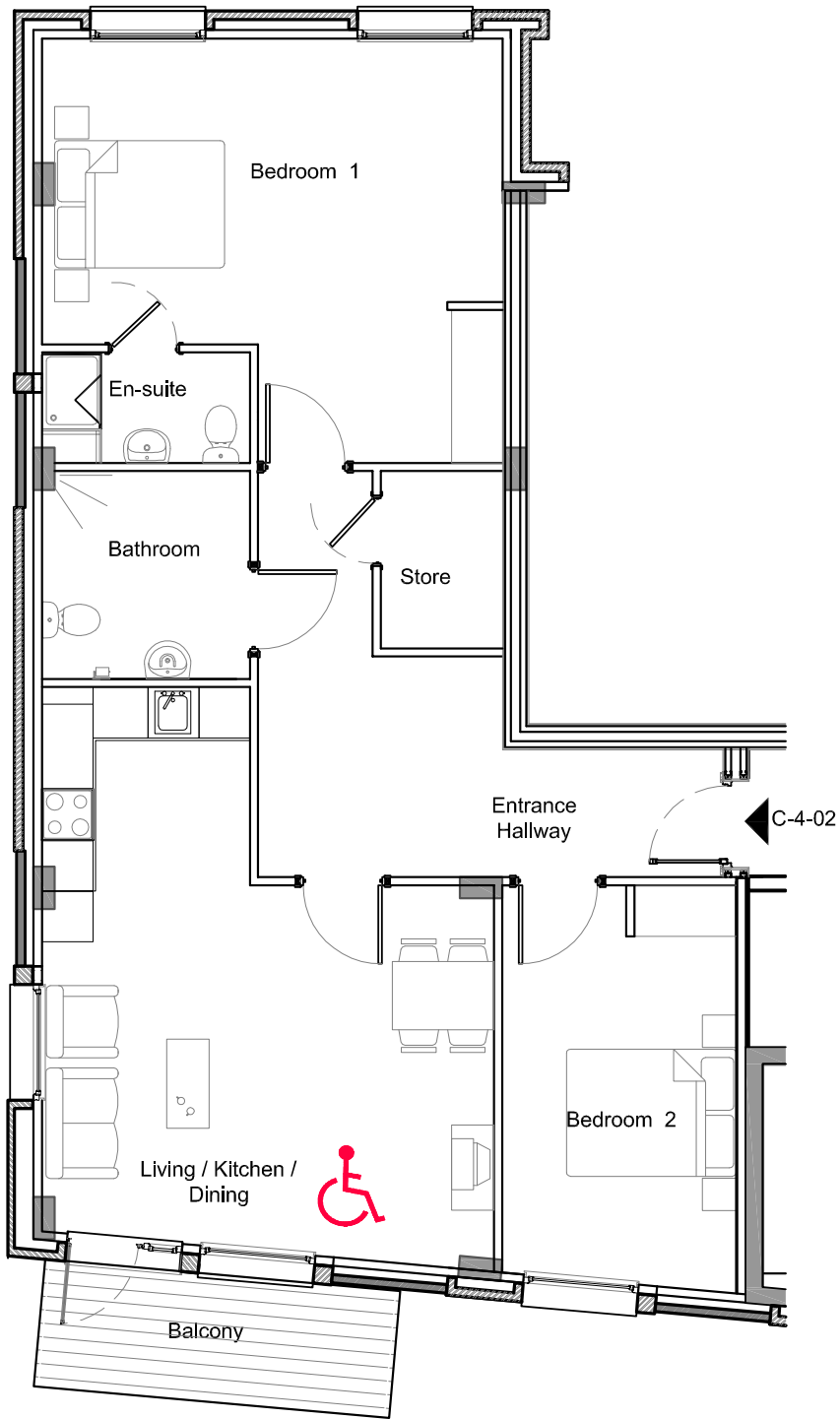


Apartment C4 – 02
Block 1 Core C
94.5 sqm / 1,017 sqft
2 Bedrooms
2 Bathrooms
Balcony

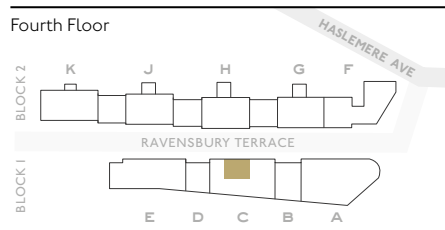
Fourth Floor



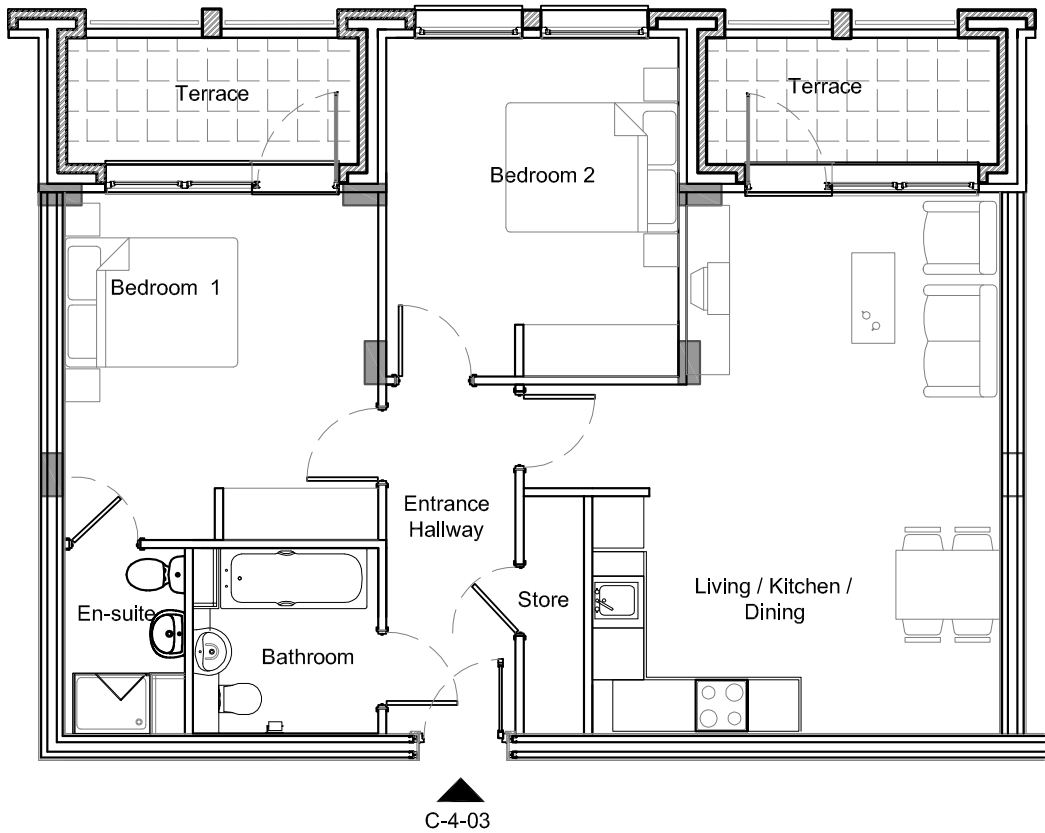
Living/Kitchen/Dining	5.3 × 6.4 m
Bedroom 1	5.4 × 5.0 m
Bedroom 2	2.8 × 4.8 m
Total	94.5 sqm
	1,017 sqft
Outside space	6.3 sqm
	68 sqft



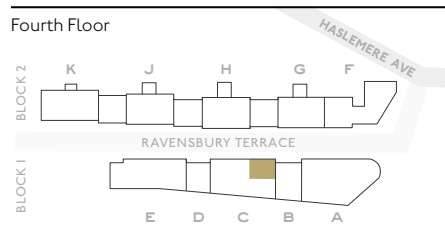
Apartment C4 – 03
Block 1 Core C
74 sqm / 797 sqft
2 Bedrooms
2 Bathrooms
2 Terraces



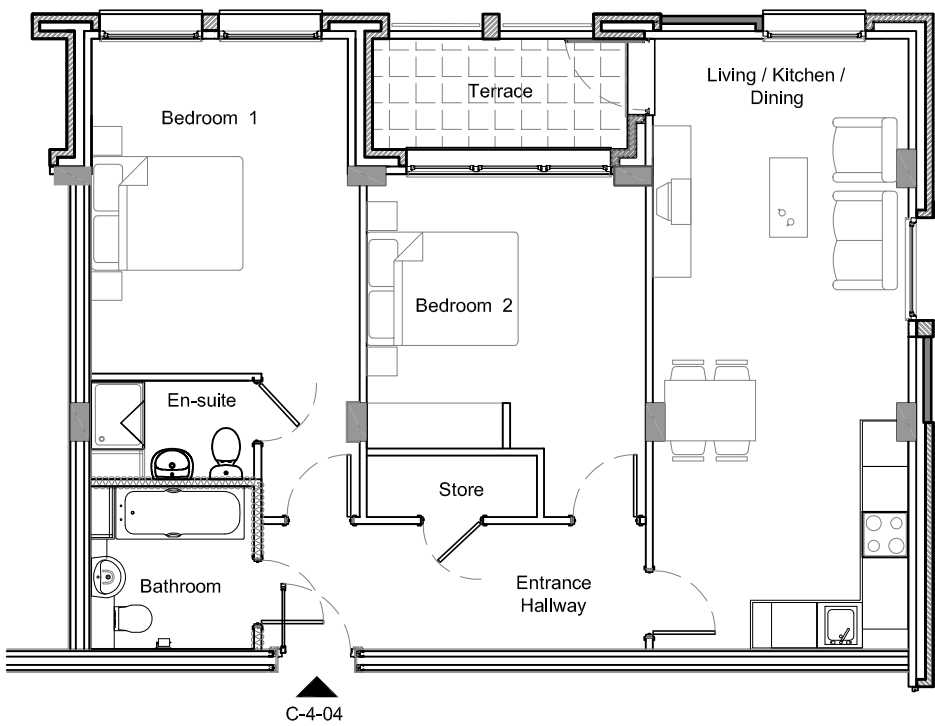
Living/Kitchen/Dining	4.7 × 6.3 m
Bedroom 1	3.6 × 4.0 m
Bedroom 2	3.4 × 3.9 m
Total	74.0 sqm
	797 sqft
Outside space	10.0 sqm
	108 sqft



Apartment C4 – 04
Block 1 Core C
80 sqm / 861 sqft
2 Bedrooms
2 Bathrooms
1 Terrace

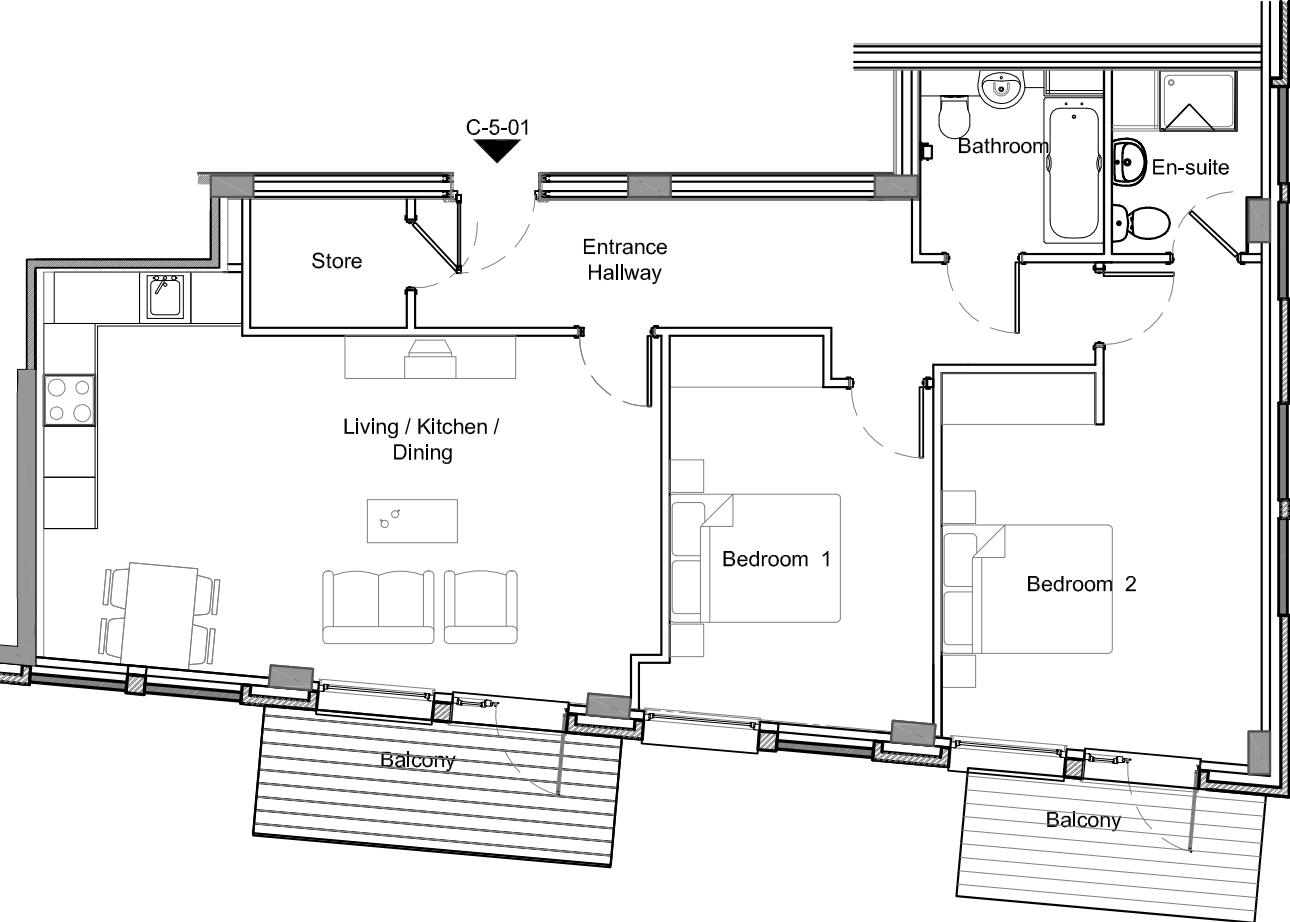


Living/Kitchen/Dining	3.4 × 8.1 m
Bedroom 1	3.5 × 4.4 m
Bedroom 2	3.7 × 4.5 m
Total	80.0 sqm
	861 sqft
Outside space	5.0 sqm
	54 sqft



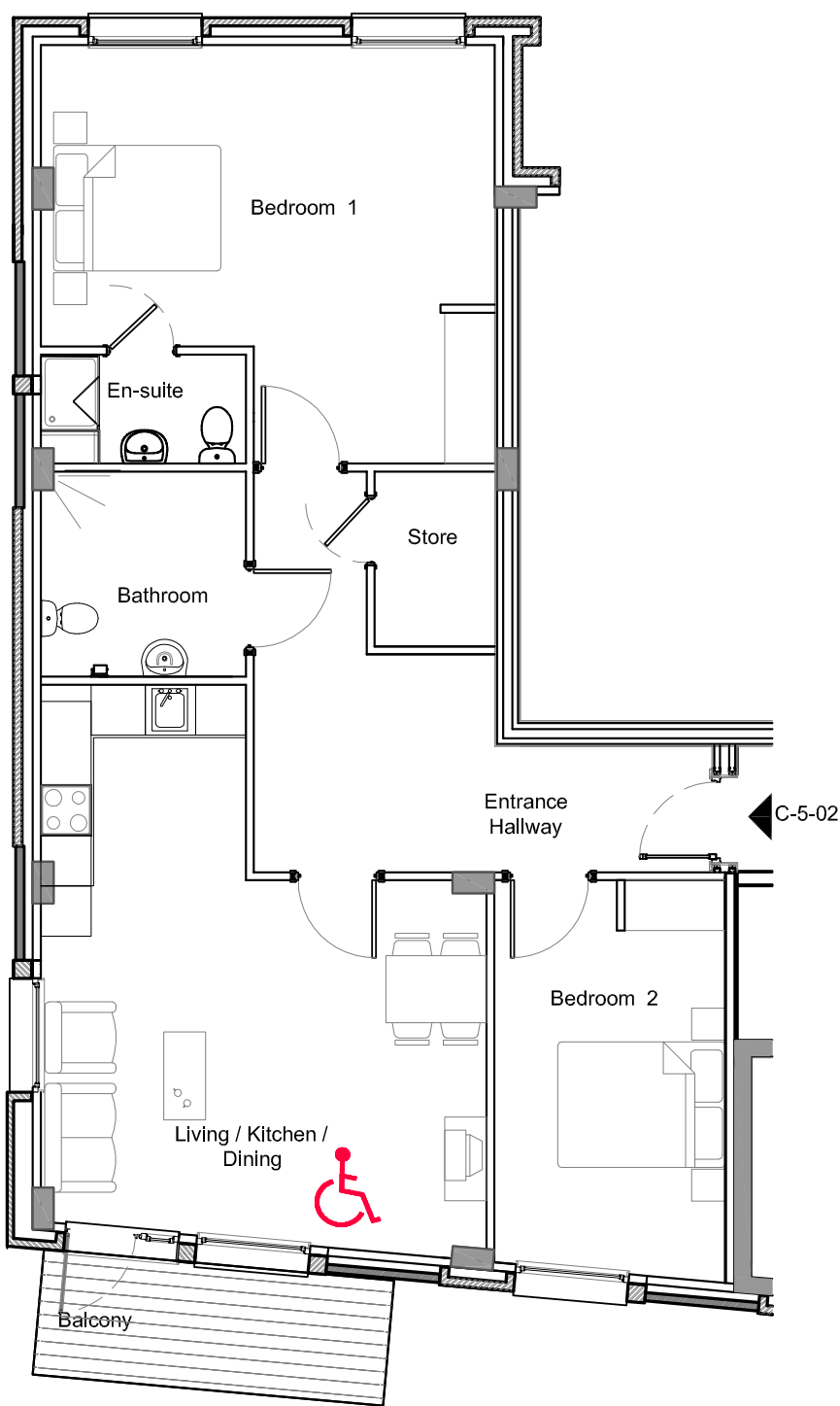
Apartment C5 – 01
Block 1 Core C
90 sqm / 969 sqft
2 Bedrooms
2 Bathrooms
2 Balconies

Fifth Floor	
Living/Kitchen/Dining	7.2 × 4.3 m
Bedroom 1	3.1 × 4.0 m
Bedroom 2	3.7 × 5.9 m
Total	
90.0 sqm	
969 sqft	
Outside space	
11.6 sqm	
125 sqft	

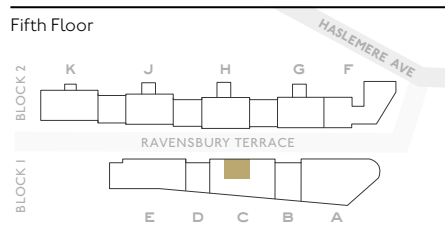


Apartment C5 – 02
Block 1 Core C
94.5 sqm / 1,017 sqft
2 Bedrooms
2 Bathrooms
Balcony

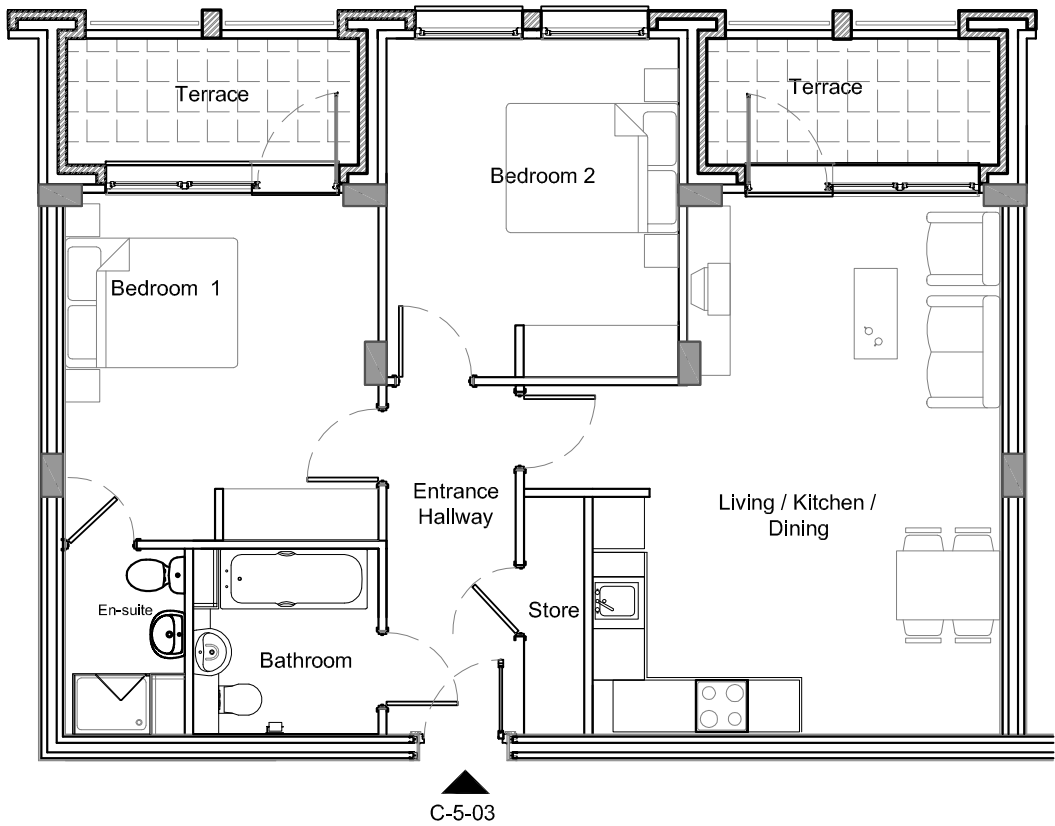
Fifth Floor	
Living/Kitchen/Dining	5.3 × 6.4 m
Bedroom 1	5.4 × 5.0 m
Bedroom 2	2.8 × 4.7 m
Total	
94.5 sqm	
1,017 sqft	
Outside space	
6.3 sqm	
68 sqft	



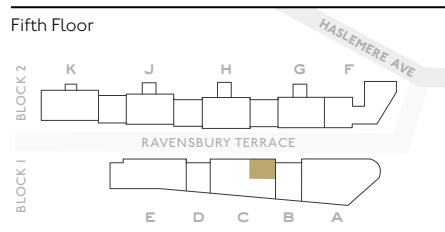
Apartment C5 – 03
Block 1 Core C
74 sqm / 797 sqft
2 Bedrooms
2 Bathrooms
2 Terraces



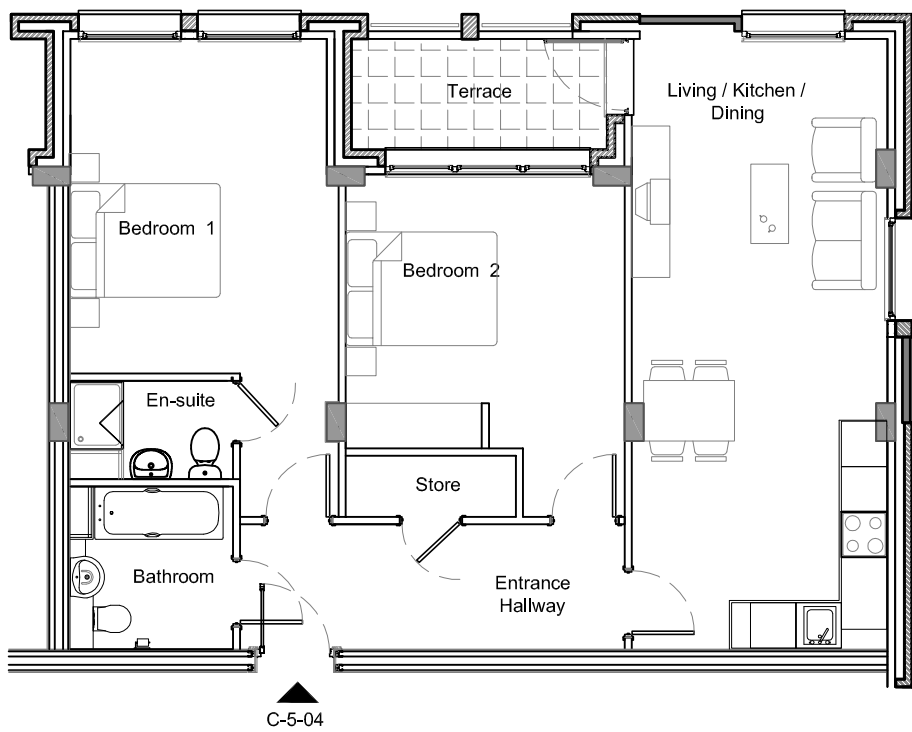
Living/Kitchen/Dining	4.7 × 6.3 m
Bedroom 1	3.6 × 4.0 m
Bedroom 2	3.4 × 3.9 m
Total	74.0 sqm
	797 sqft
Outside space	10.0 sqm
	108 sqft



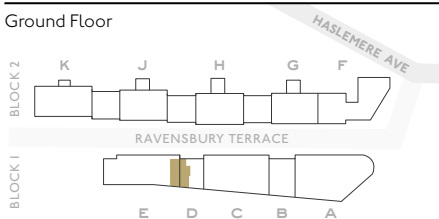
Apartment C5 – 04
Block 1 Core C
80 sqm / 861 sqft
2 Bedrooms
2 Bathrooms
1 Terrace



Living/Kitchen/Dining	3.2 × 8.1 m
Bedroom 1	3.4 × 4.4 m
Bedroom 2	3.7 × 3.6 m
Total	80.0 sqm
	861 sqft
Outside space	5.0 sqm
	54 sqft



Apartment DG – 01
Block 1 Core D
2 Bedrooms
2 Bathrooms



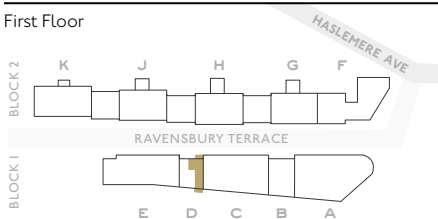
Living/Kitchen/Dining
Bedroom 1
Bedroom 2
Total

COMING SOON

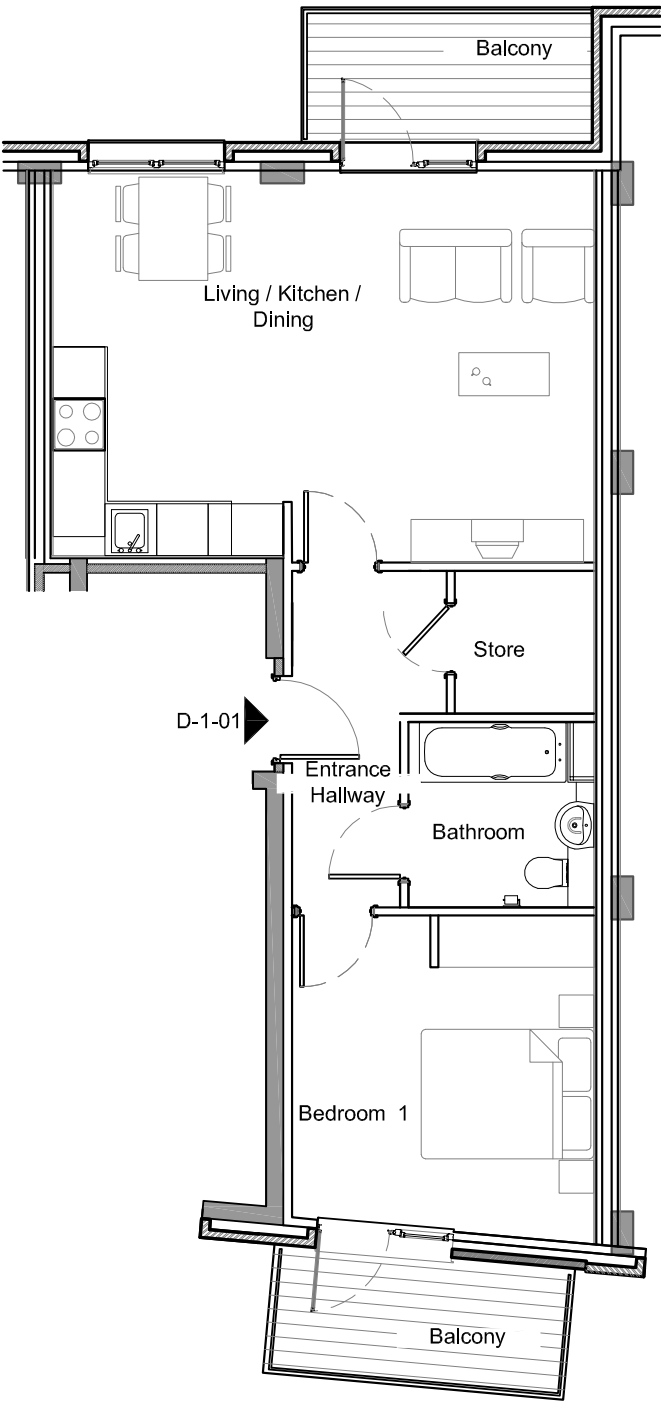


All measurements are approximate and are taken at maximum widths and lengths of rooms. Plans are drawn to scale at a design phase and may vary during build. Kitchens and wardrobes sizes and layouts may differ to those shown. Furniture layouts are indicative only (where they appear). All total sqft and sqm are gross measurements. Window styles and positions may vary. Floorplans are not to scale.

Apartment D1 – 01
Block 1 Core D
55.5 SQM / 597 SQFT
1 Bedroom
1 Bathroom
2 Balconies

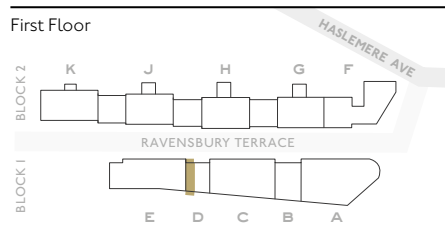


Living/Kitchen/Dining	6.3 × 4.5 m
Bedroom 1	3.5 × 3.8 m
Total	55.5 sqm
	597 sqft
Outside space	10.4 sqm
	112 sqft

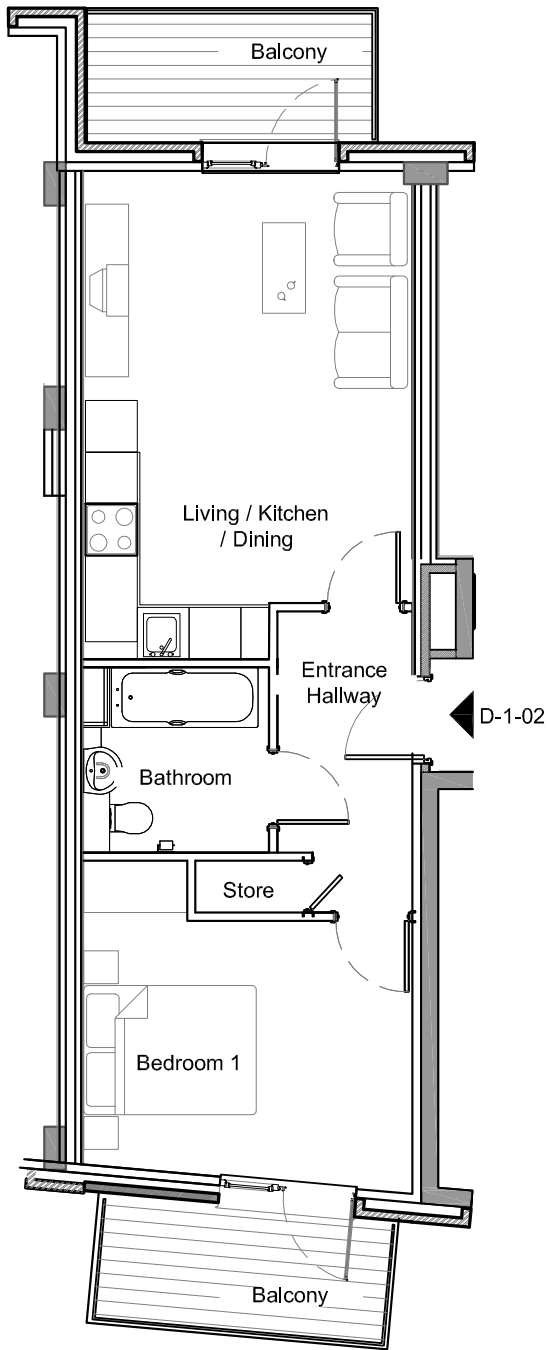


All measurements are approximate and are taken at maximum widths and lengths of rooms. Plans are drawn to scale at a design phase and may vary during build. Kitchens and wardrobes sizes and layouts may differ to those shown. Furniture layouts are indicative only (where they appear). All total sqft and sqm are gross measurements. Window styles and positions may vary. Floorplans are not to scale.

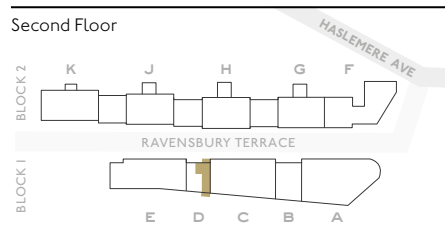
Studio Apartment D1 – 02
Block 1 Core D
44.5 sqm / 479 sqft
1 Bedroom
1 Bathroom
2 Balconies



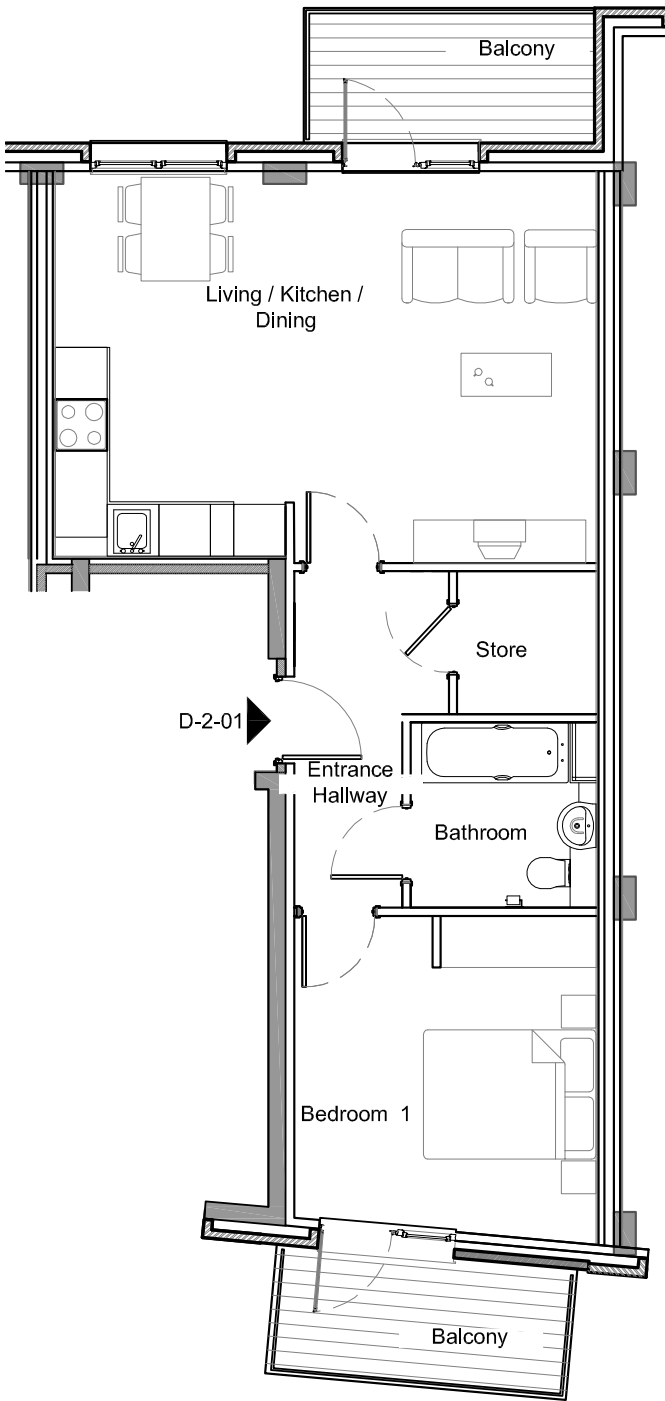
Living/Kitchen/Dining	3.8 × 5.7 m
Bedroom 1	3.8 × 3.2 m
Total	44.5 sqm
	479 sqft
Outside space	10.4 sqm
	112 sqft



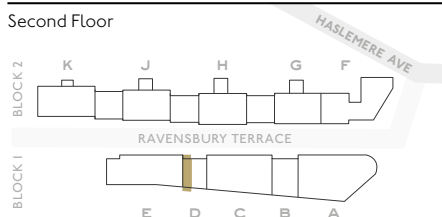
Apartment D2 – 01
Block 1 Core D
55.5 sqm / 597 sqft
1 Bedroom
1 Bathroom
2 Balconies



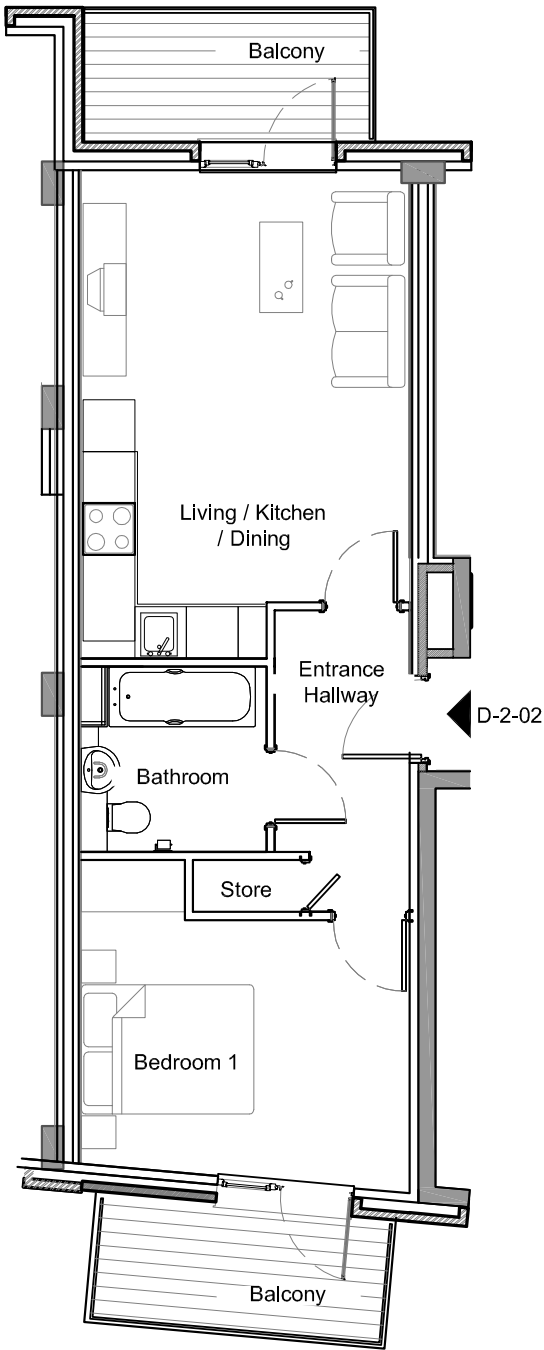
Living/Kitchen/Dining	6.3 × 4.5 m
Bedroom 1	3.5 × 3.8 m
Total	55.5 sqm
	597 sqft
Outside space	10.4 sqm
	112 sqft



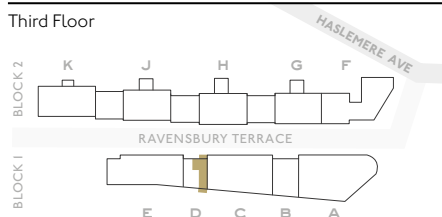
Studio Apartment D2 – 02
Block 1 Core D
44.5 sqm / 479 sqft
1 Bedroom
1 Bathroom
2 Balconies



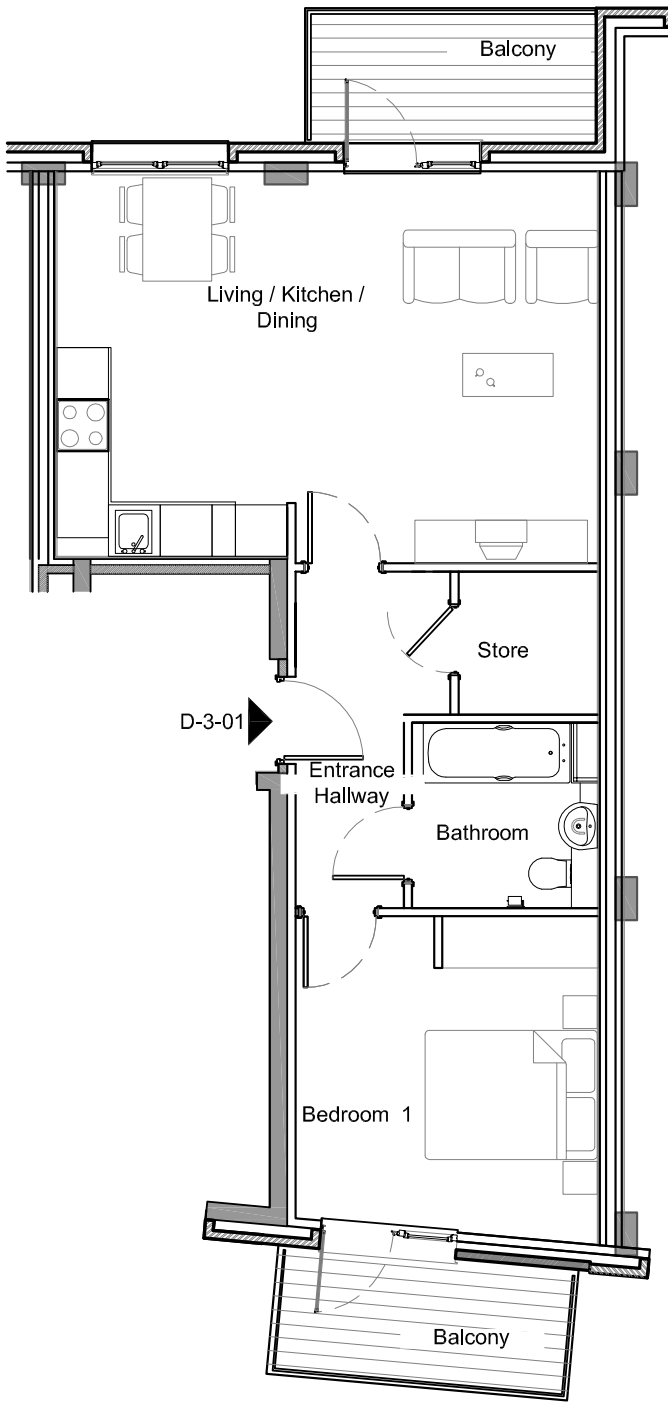
Living/Kitchen/Dining	3.8 × 5.7 m
Bedroom 1	3.8 × 3.2 m
Total	44.5 sqm
	479 sqft
Outside space	10.4 sqm
	112 sqft



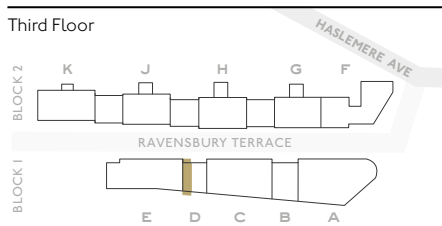
Apartment D3 – 01
Block 1 Core D
55.5 sqm / 597 sqft
1 Bedroom
1 Bathroom
2 Balconies



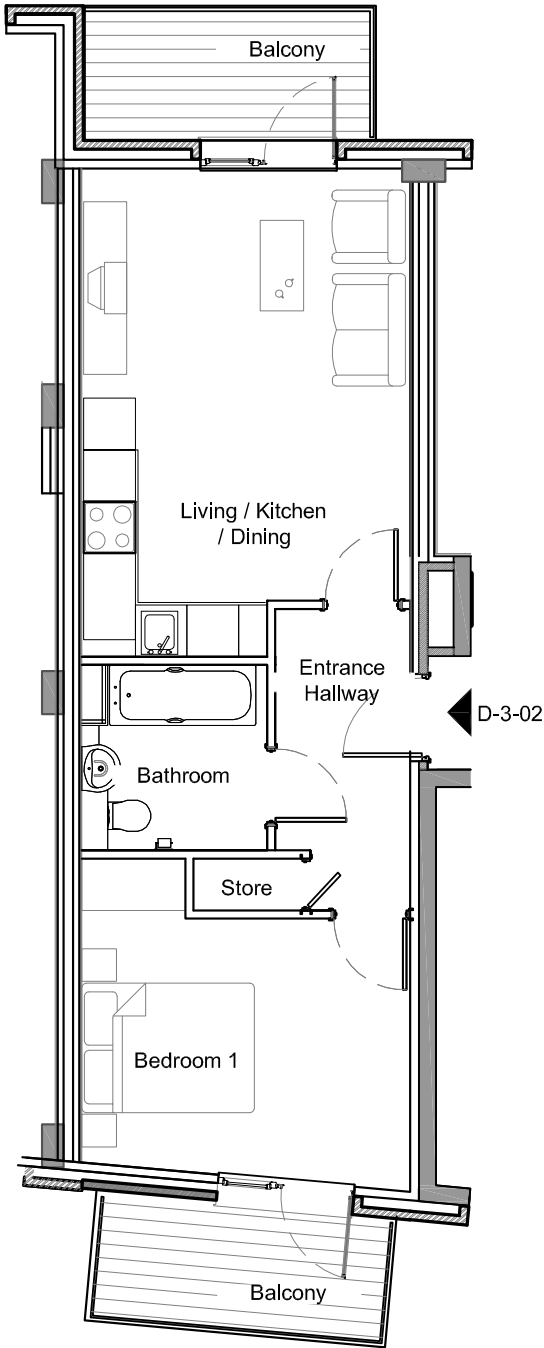
Living/Kitchen/Dining	6.3 × 4.5 m
Bedroom 1	3.5 × 3.8 m
Total	55.5 sqm
	597 sqft
Outside space	10.4 sqm
	112 sqft



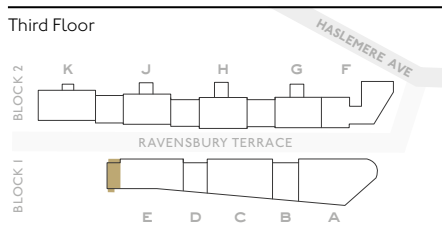
Studio Apartment D3 – 02
Block 1 Core D
44.5 sqm / 479 sqft
1 Bedroom
1 Bathroom
2 Balconies



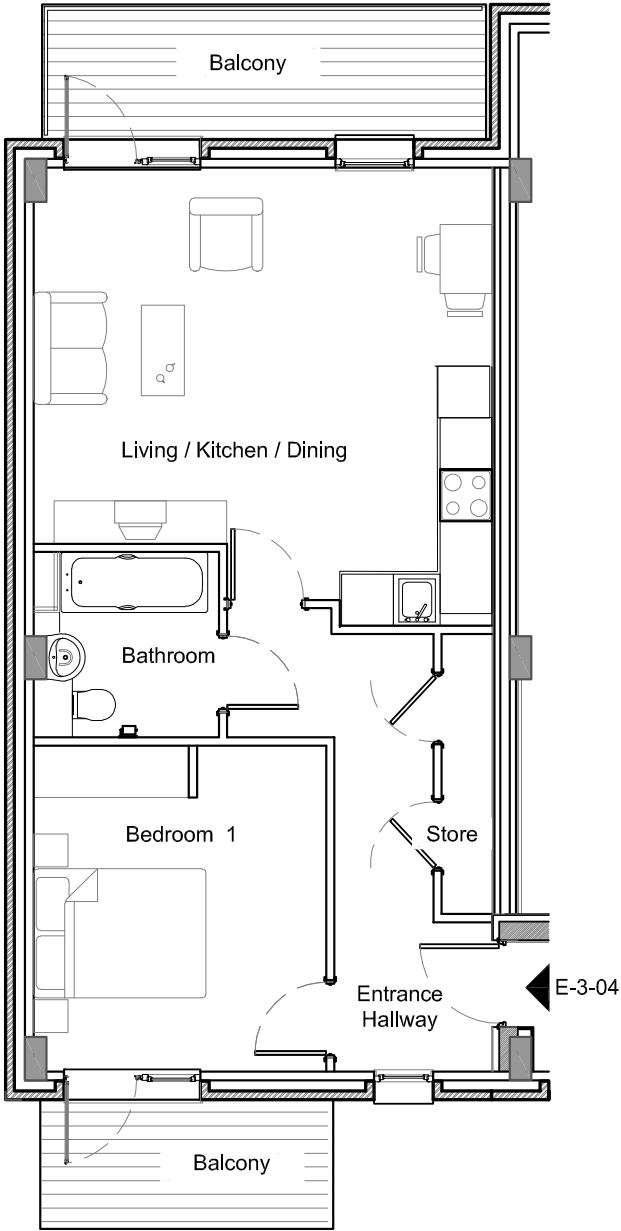
Living/Kitchen/Dining	3.8 × 5.7 m
Bedroom 1	3.8 × 3.2 m
Total	44.5 sqm
	479 sqft
Outside space	10.4 sqm
	112 sqft



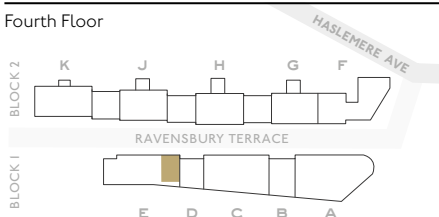
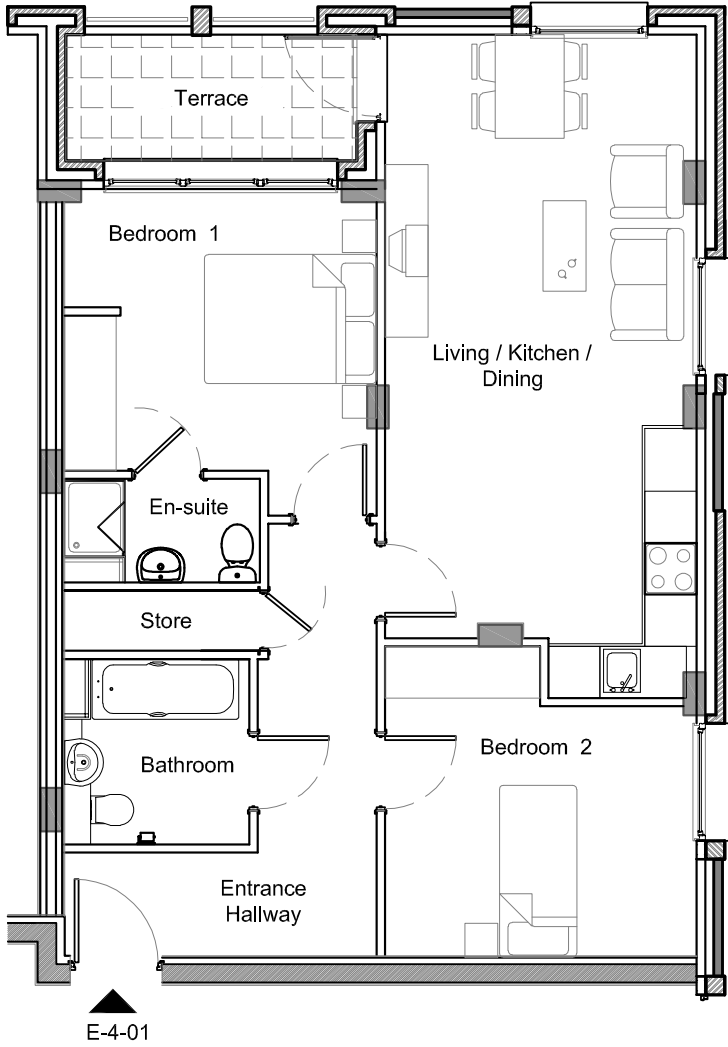
Apartment E3 – 04
Block 1 Core E
55.5 sqm / 597 sqft
1 Bedroom
1 Bathroom
2 Balconies



Living/Kitchen/Dining	5.3 × 5.3 m
Bedroom 1	3.8 × 3.4 m
Total	55.5 sqm
	597 sqft
Outside space	13.0 sqm
	140 sqft

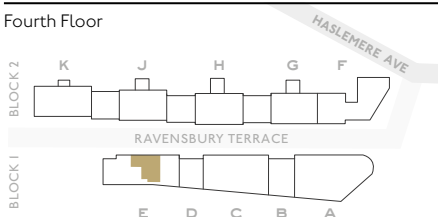
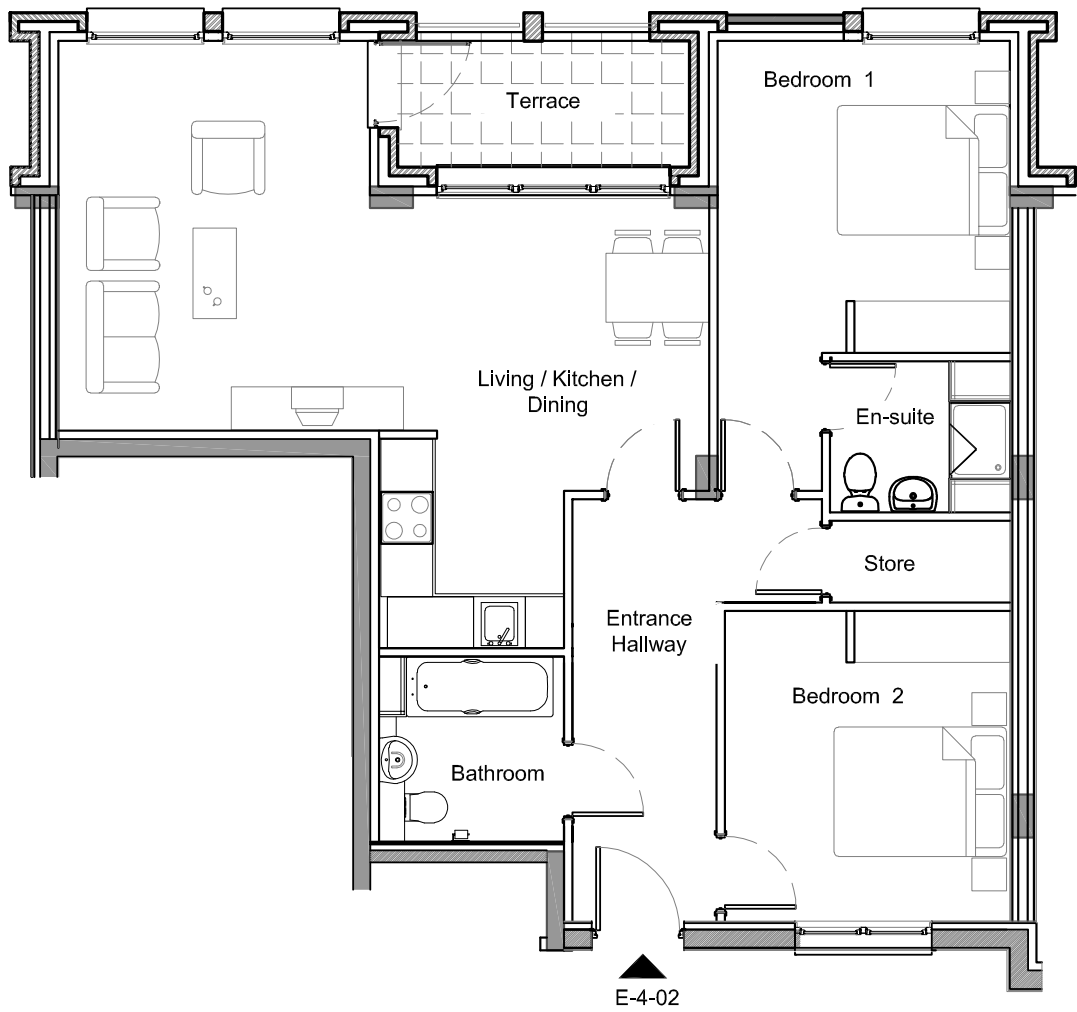


Apartment E4-01
Block 1 Core E
71 sqm / 764 sqft
2 Bedrooms
2 Bathrooms
Terrace



Living/Kitchen/Dining	7.7 × 3.6 m
Bedroom 1	3.8 × 3.6 m
Bedroom 2	3.6 × 2.9 m
Total	
	71.0 sqm
	764 sqft
Outside space	5.0 sqm
	54 sqft

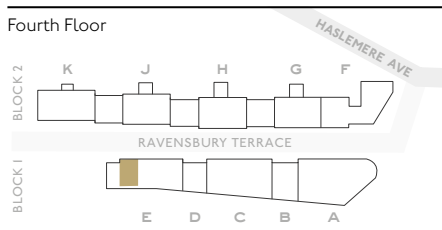
Apartment E4-02
Block 1 Core E
82 sqm / 883 sqft
2 Bedrooms
2 Bathrooms
Terrace



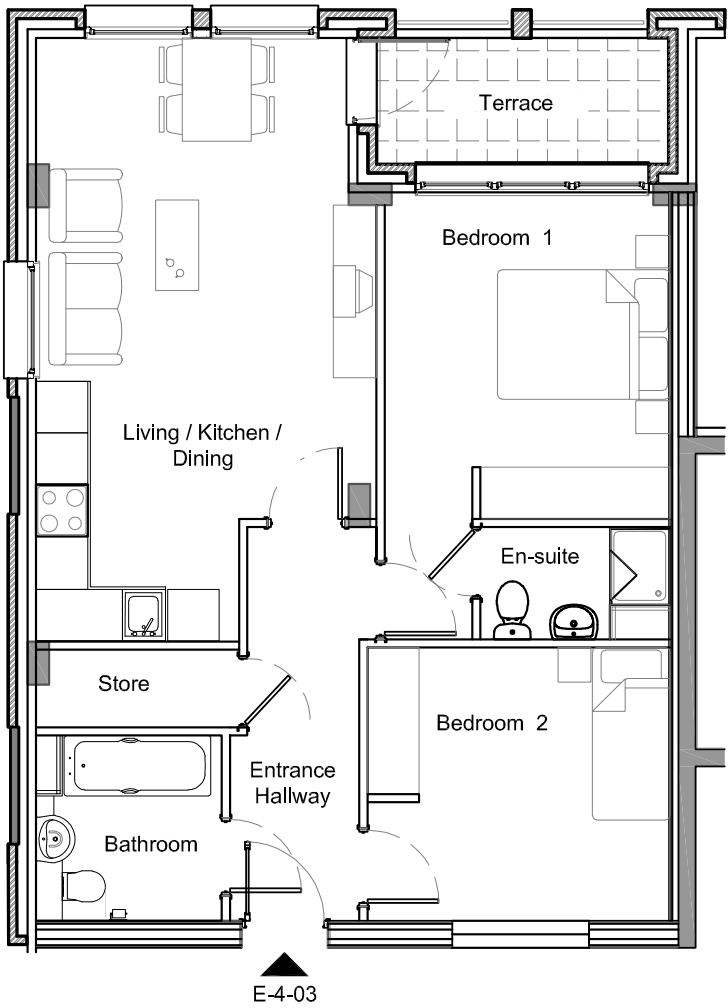
Living/Kitchen/Dining	7.6 × 5.3 m
Bedroom 1	3.6 × 3.4 m
Bedroom 2	3.6 × 3.3 m
Total	
	82.0 sqm
	883 sqft
Outside space	5.0 sqm
	54 sqft



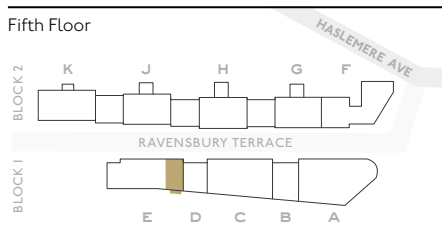
Apartment E4- 03
Block 1 Core E
68.5 sqm / 737 sqft
2 Bedrooms
2 Bathrooms
Terrace



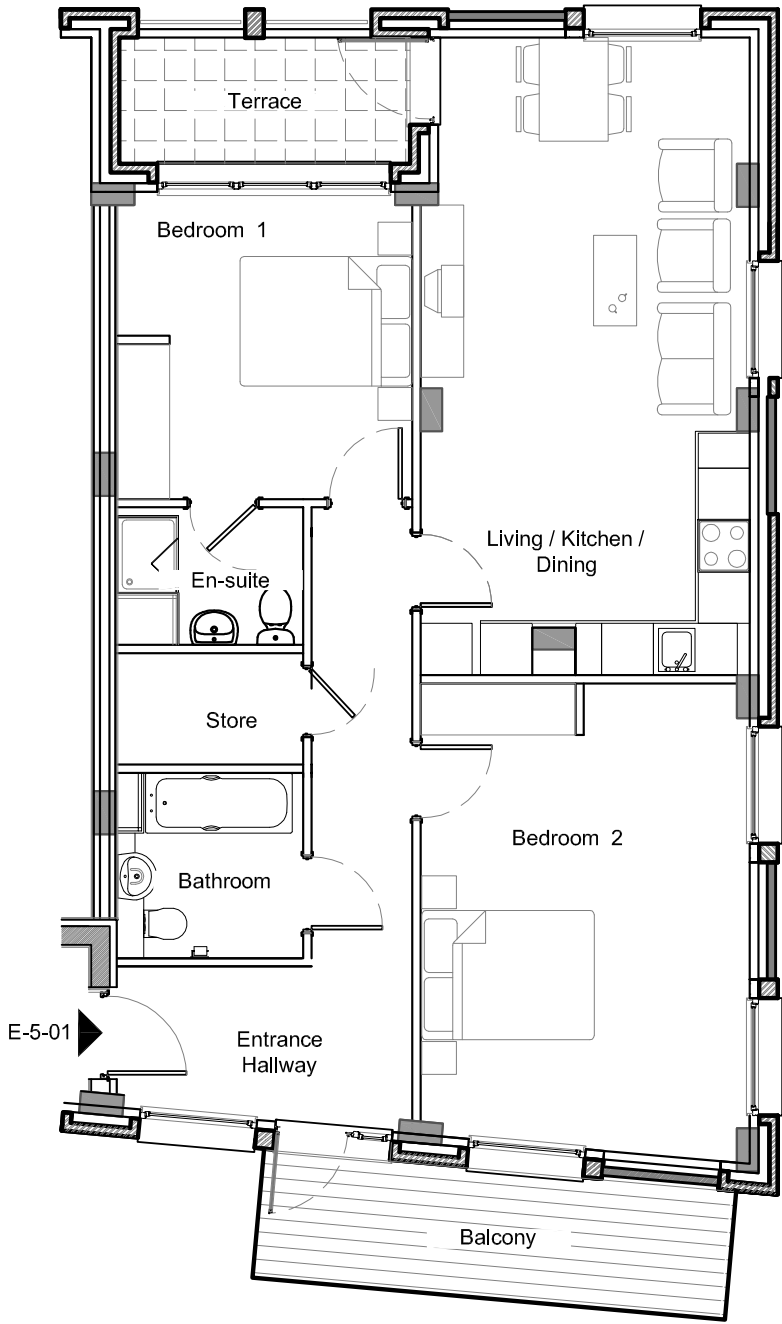
Living/Kitchen/Dining	7.0 × 3.9 m
Bedroom 1	3.8 × 3.3 m
Bedroom 2	3.5 × 3.2 m
Total	68.5 sqm
	737 sqft
Outside space	5.0 sqm
	54 sqft



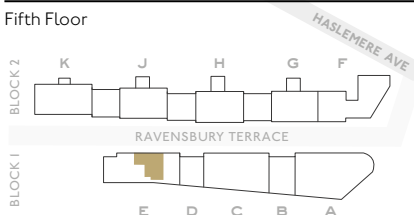
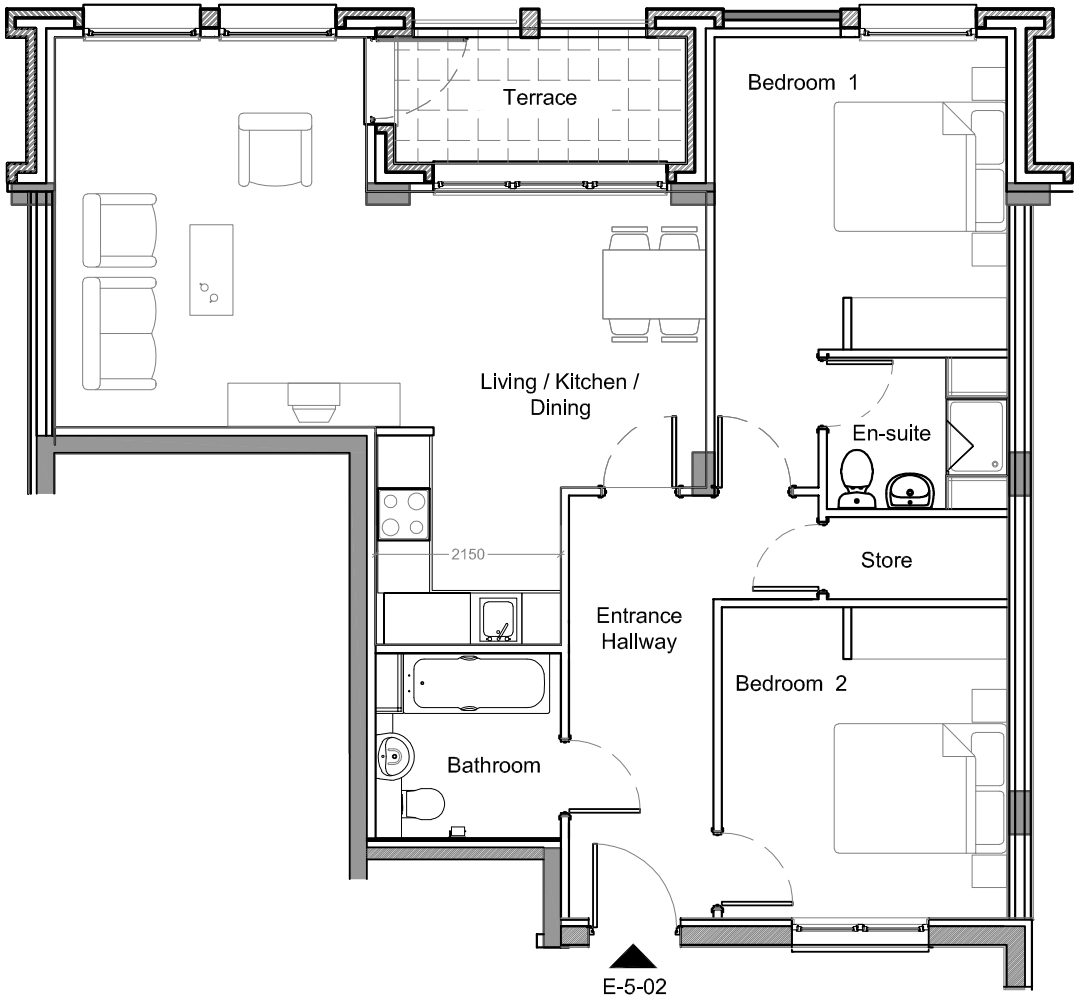
Apartment E5- 01
Block 1 Core E
86.5 sqm / 931 sqft
2 Bedrooms
2 Bathrooms
Terrace
Balcony



Living/Kitchen/Dining	7.4 × 3.8 m
Bedroom 1	3.6 × 3.4 m
Bedroom 2	5.5 × 3.8 m
Total	86.5 sqm
	931 sqft
Outside space	14 sqm
	151 sqft

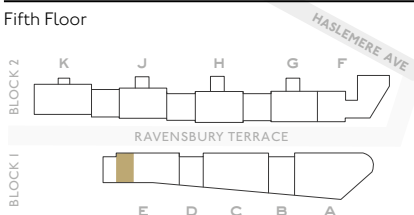
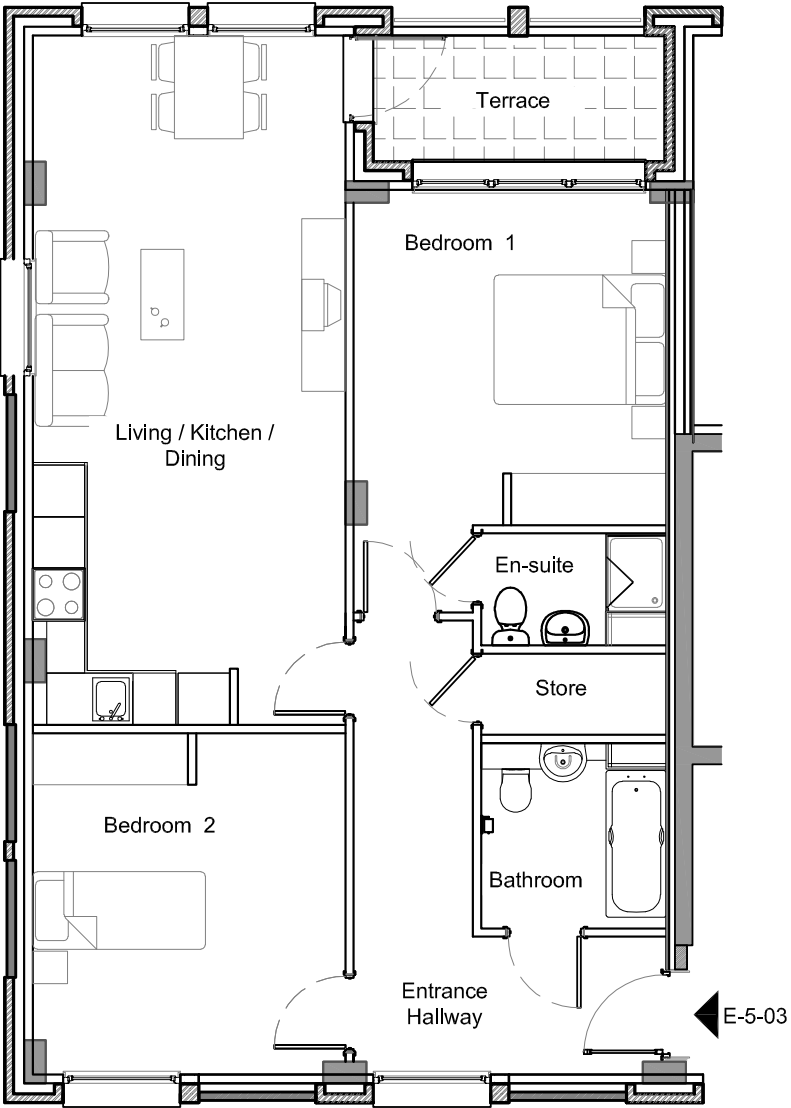


Apartment E5-02
Block 1 Core E
82 sqm / 883 sqft
2 Bedrooms
2 Bathrooms
Terrace



Living/Kitchen/Dining	7.6 × 5.3 m
Bedroom 1	3.6 × 3.4 m
Bedroom 2	3.6 × 3.3 m
Total	
	82.0 sqm
	883 sqft
Outside space	
	5.0 sqm
	54 sqft

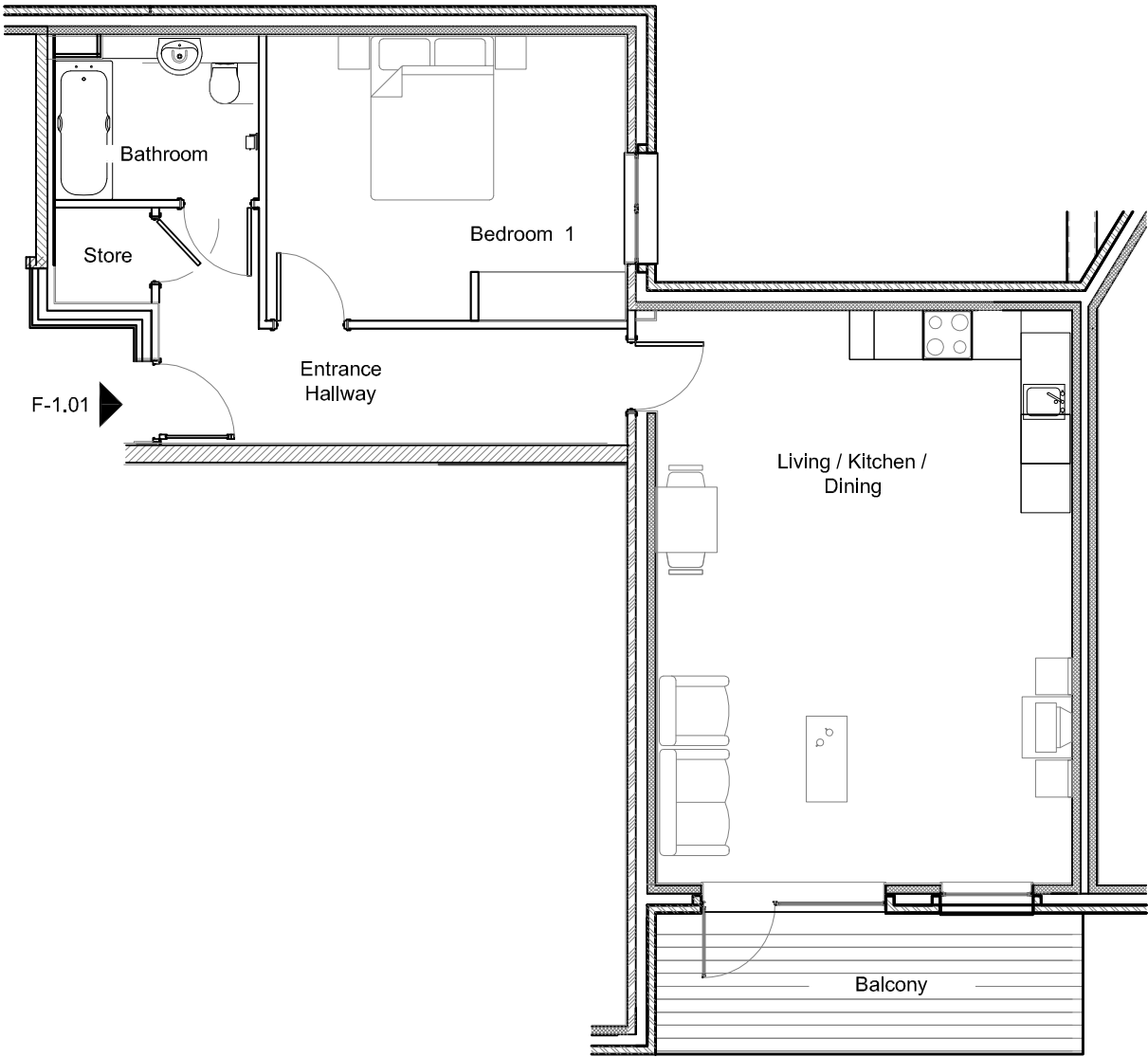
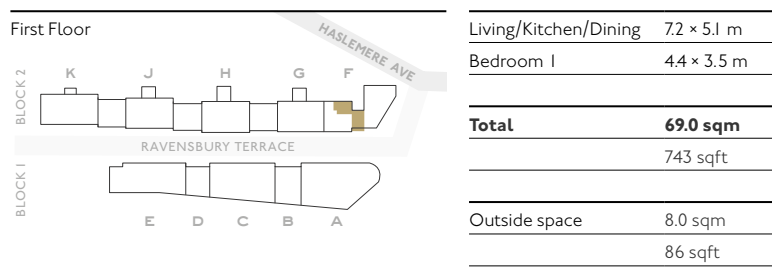
Apartment E5-03
Block 1 Core E
81.5 sqm / 877 sqft
2 Bedrooms
2 Bathrooms
Terrace



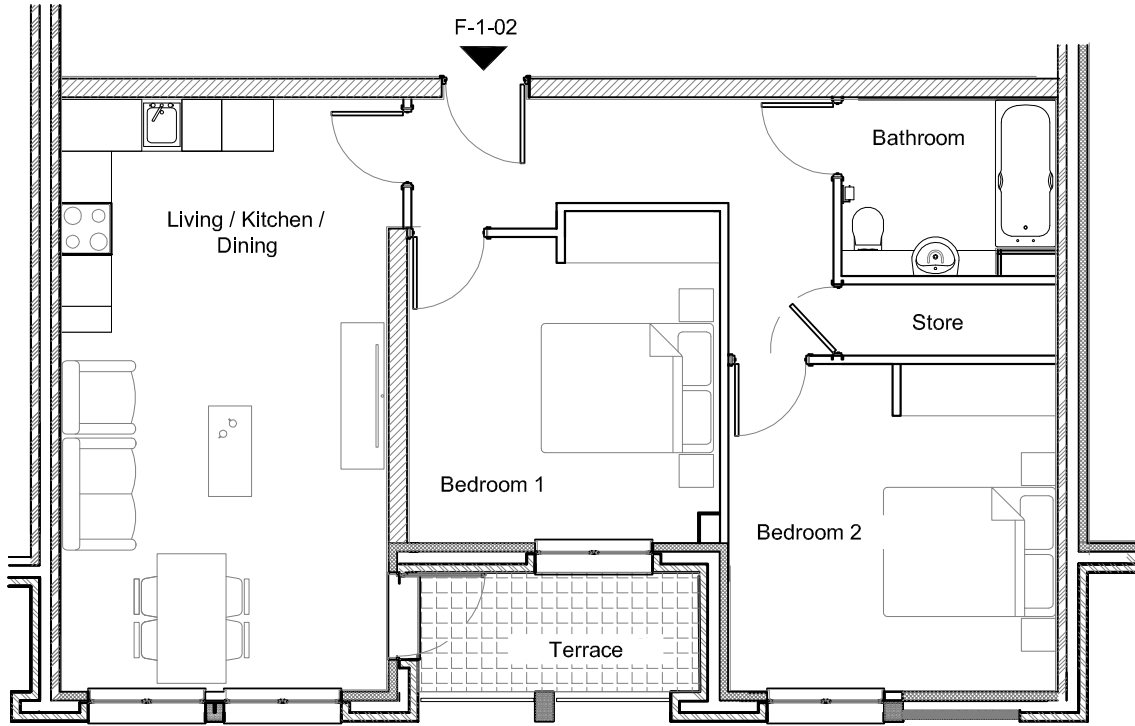
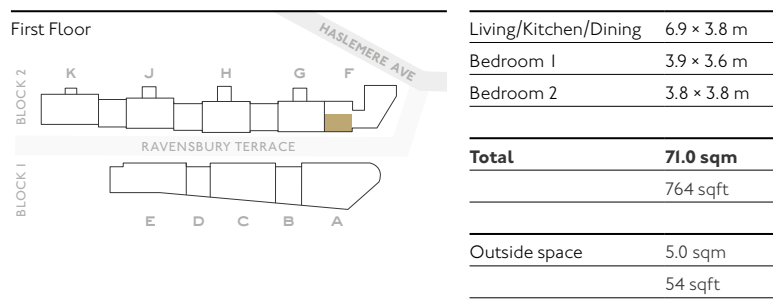
Living/Kitchen/Dining	8.0 × 3.6 m
Bedroom 1	3.9 × 3.6 m
Bedroom 2	4.0 × 3.6 m
Total	
	81.5 sqm
	877 sqft
Outside space	
	5.0 sqm
	54 sqft



Apartment F1-01
Block 2 Core F
69 SQM / 743 SQFT
1 Bedroom
1 Bathroom
Balcony

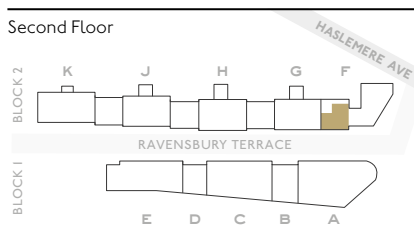


Apartment F1-02
Block 2 Core F
71 SQM / 764 SQFT
2 Bedrooms
1 Bathroom
Terrace

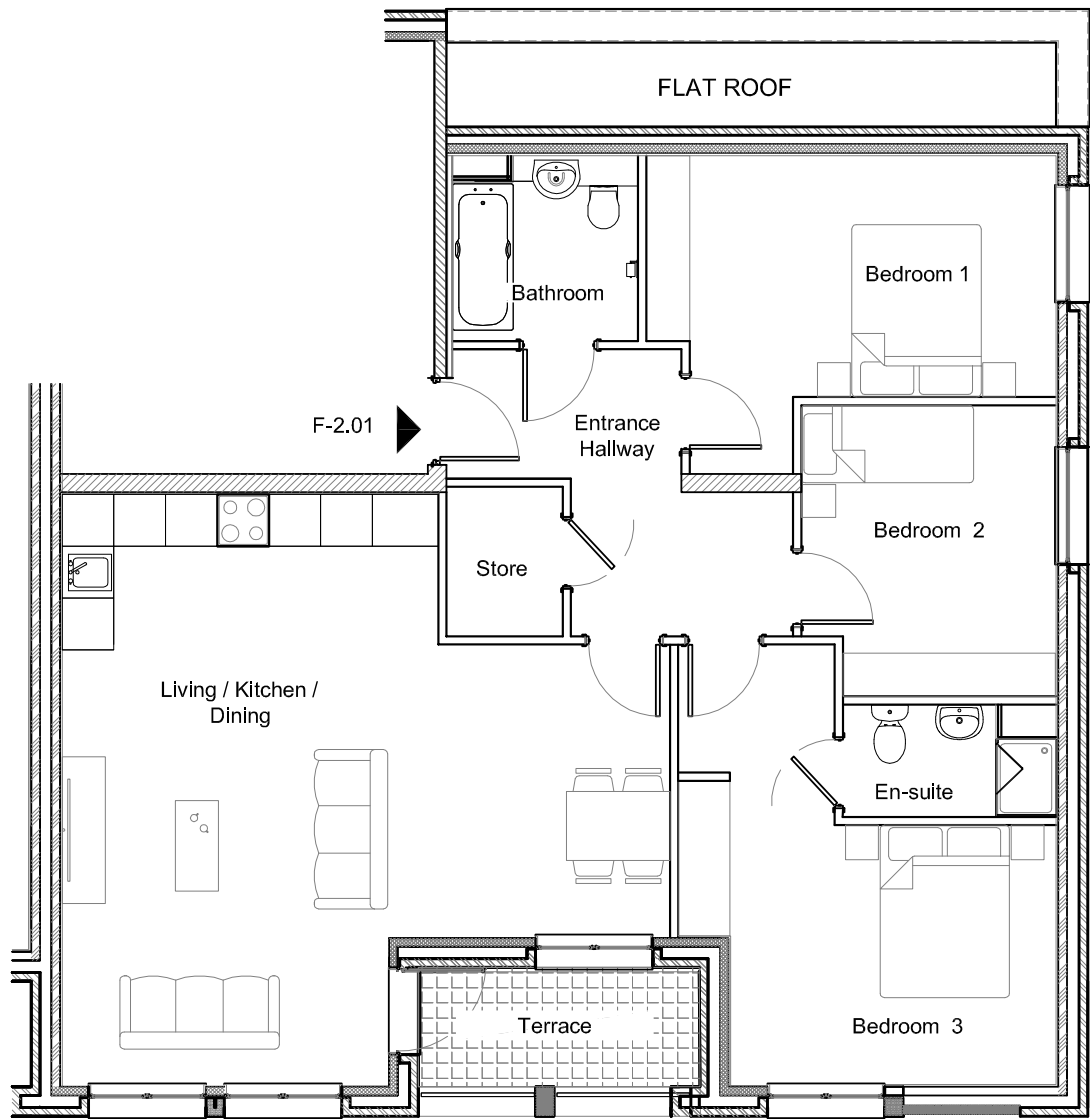


Apartment F2-01
Block 2 Core F
99 sqm / 1,066 sqft
3 Bedrooms
2 Bathroom
Terrace

Second Floor

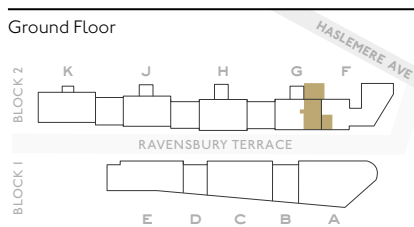


Living/Kitchen/Dining	7.1 × 6.9 m
Bedroom 1	4.8 × 3.7 m
Bedroom 2	3.0 × 3.4 m
Bedroom 3	3.8 × 3.0 m
Total	99.0 sqm
	1,066 sqft
Outside space	5.0 sqm
	54 sqft

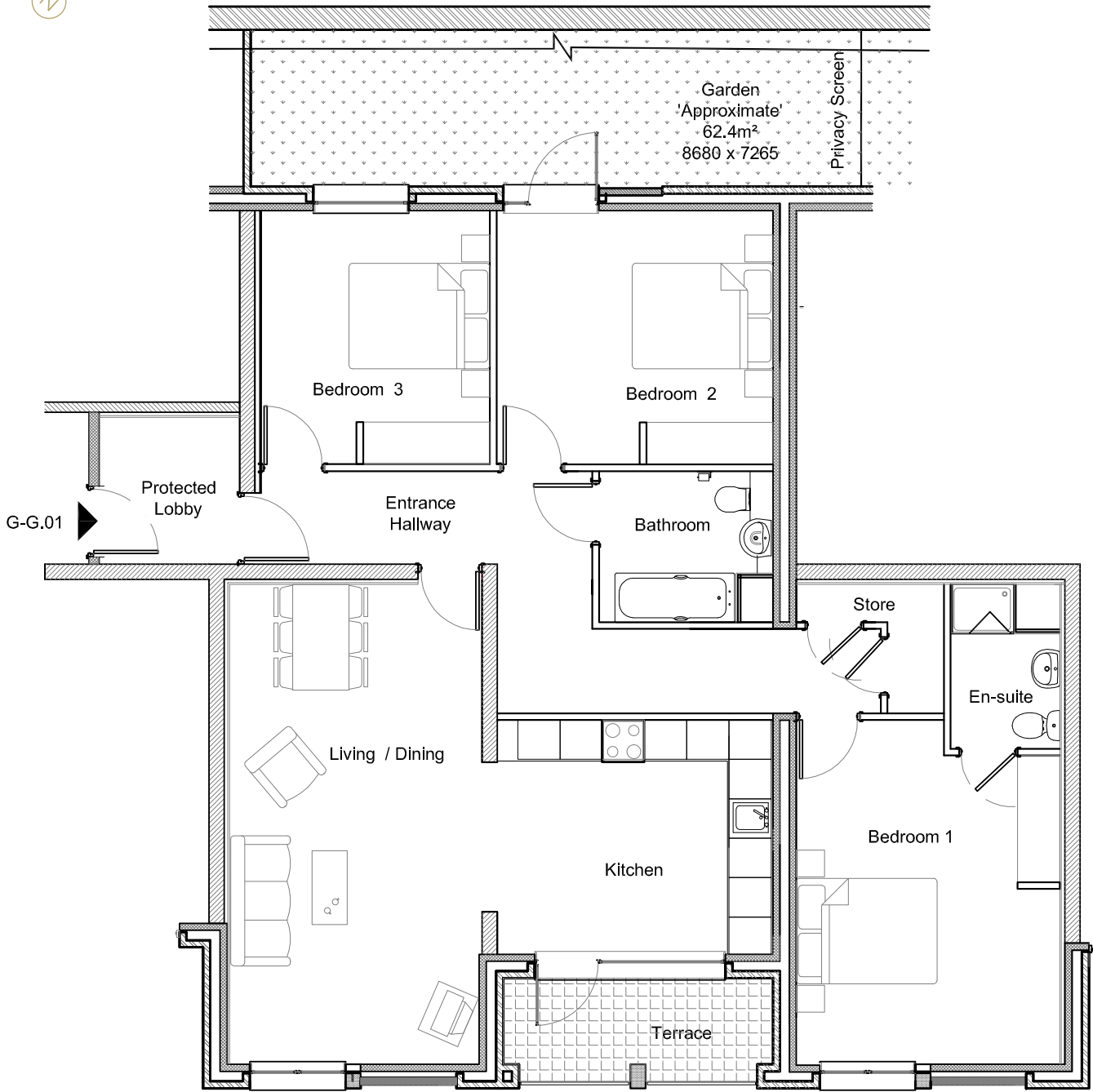


Apartment GG-01
Block 2 Core G
117 sqm / 1,259 sqft
3 Bedrooms
2 Bathrooms
Terrace
Garden

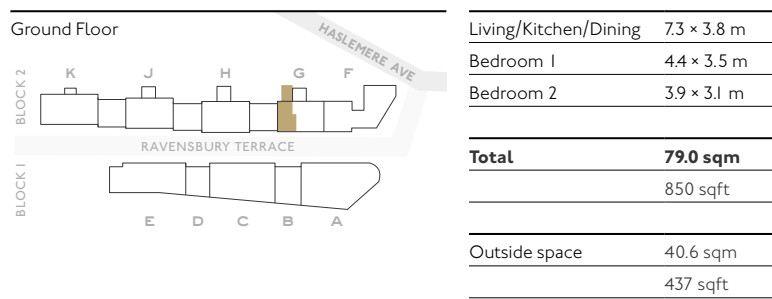
Ground Floor



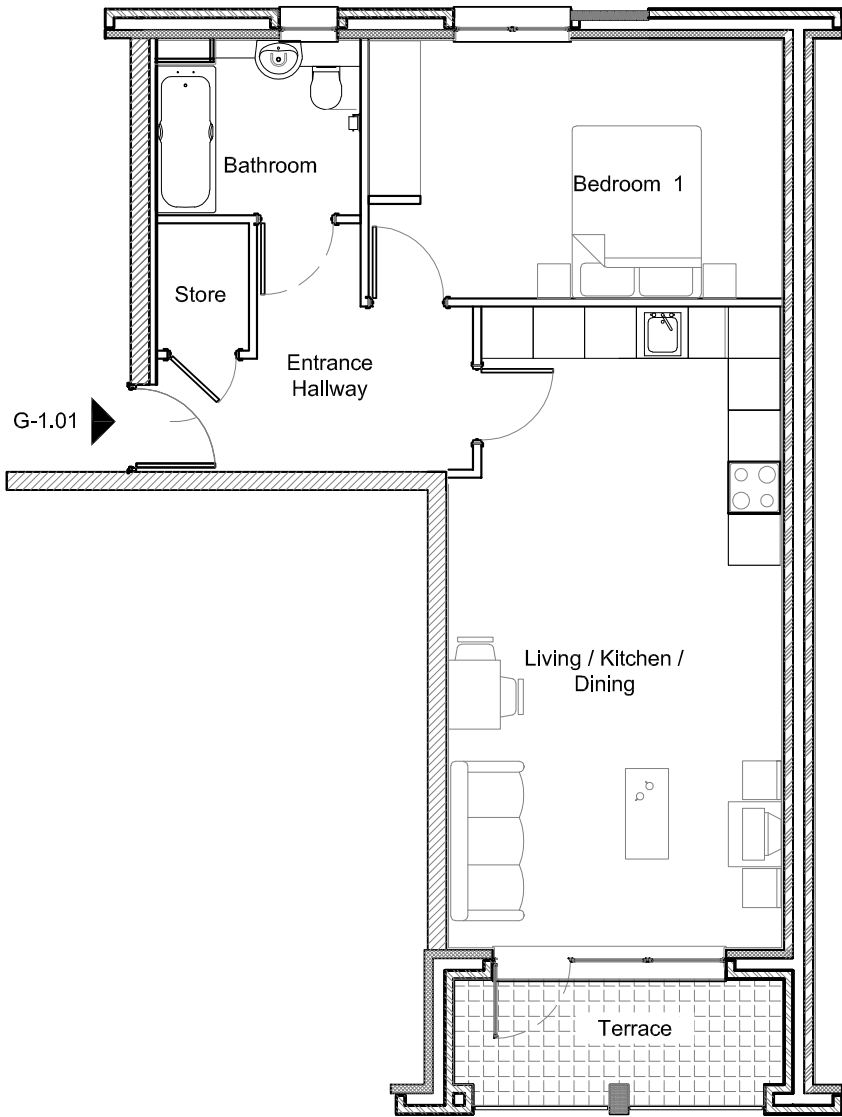
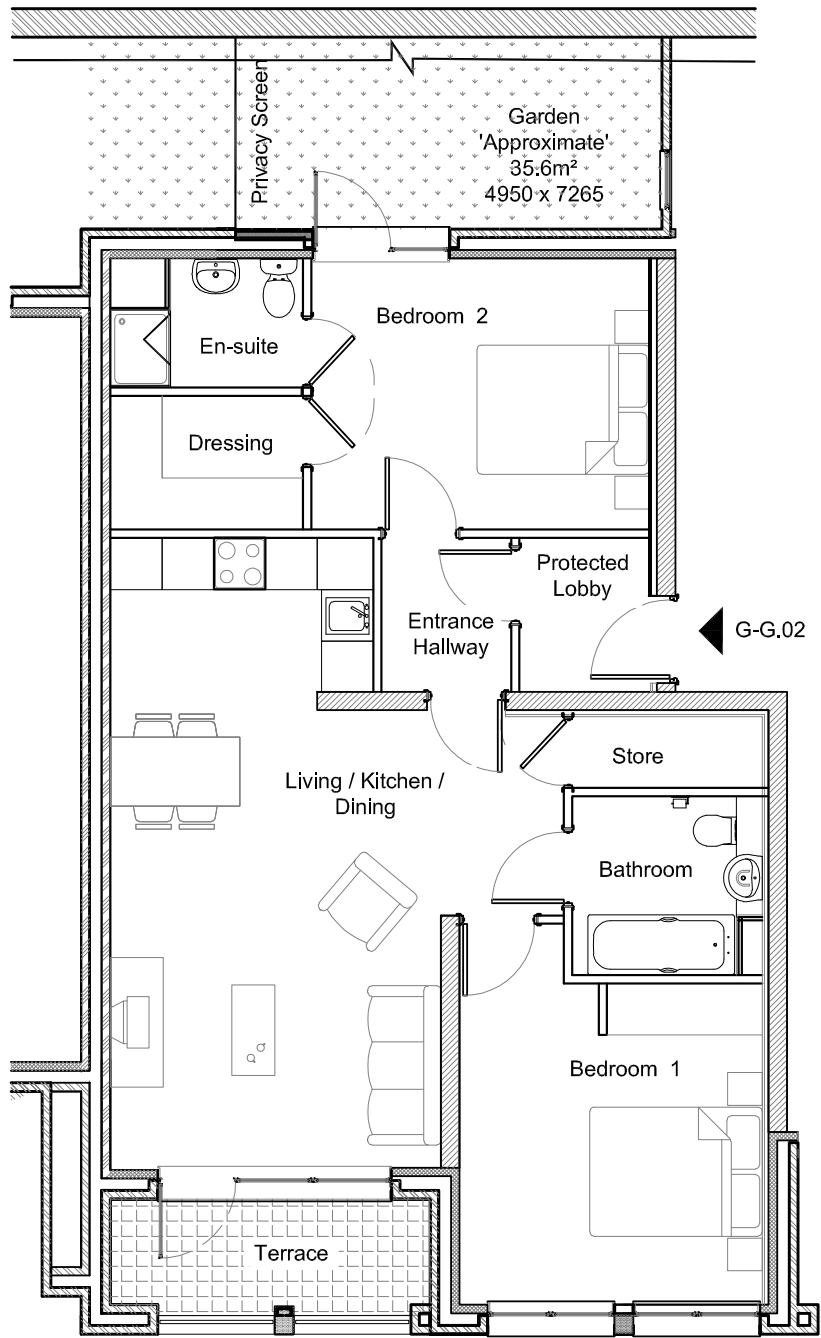
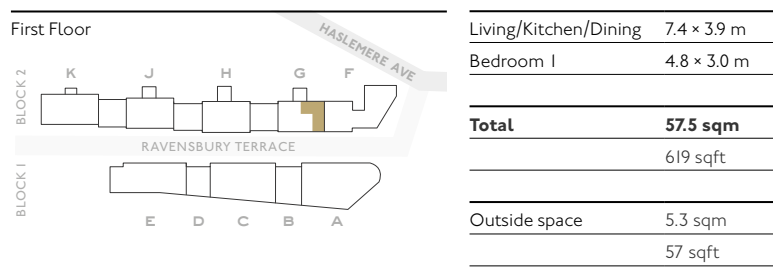
Living/Dining	6.9 × 3.6 m
Kitchen	3.9 × 3.3 m
Bedroom 1	4.9 × 3.7 m
Bedroom 2	3.9 × 3.6 m
Bedroom 3	3.6 × 3.3 m
Total	117.0 sqm
	1,259 sqft
Outside space	67.4 sqm
	726 sqft



Apartment GG-02
Block 2 Core G
79 SQM / 850 SQFT
2 Bedrooms
2 Bathrooms
Terrace
Garden

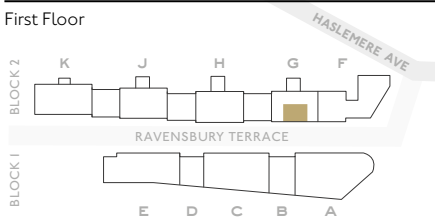


Apartment GI-01
Block 2 Core G
57.5 SQM / 619 SQFT
1 Bedroom
1 Bathroom
Terrace

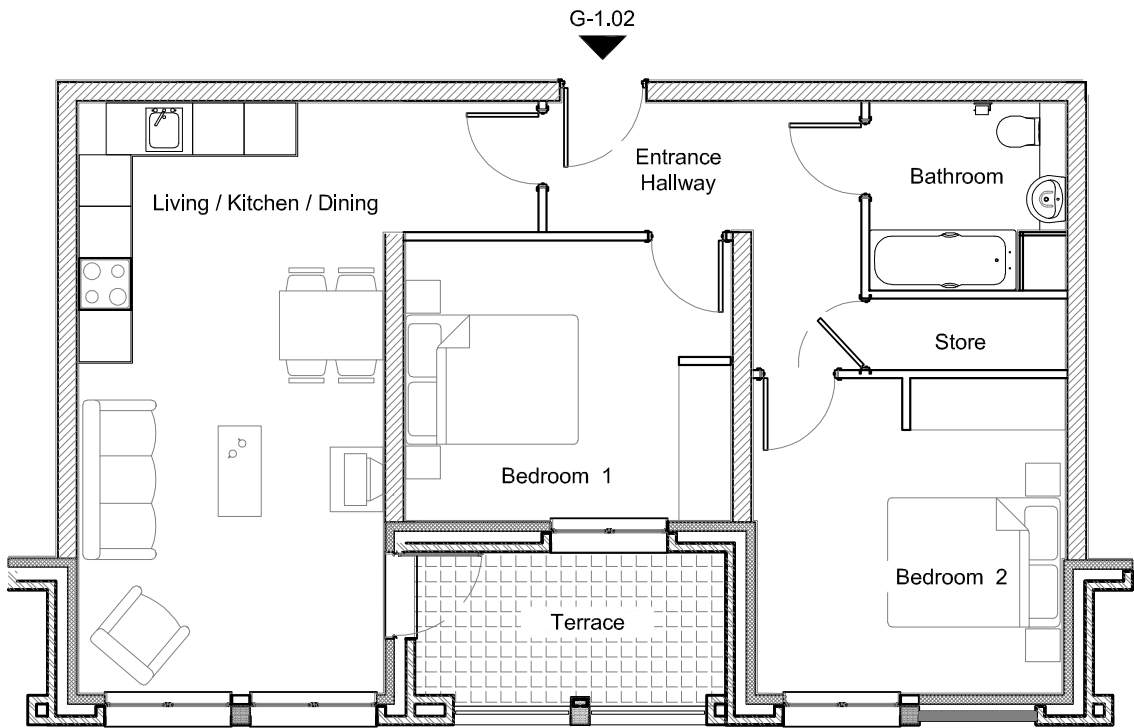


Apartment G1-02
Block 2 Core G
71.5 sqm / 770 sqft
2 Bedrooms
1 Bathroom
Terrace

First Floor

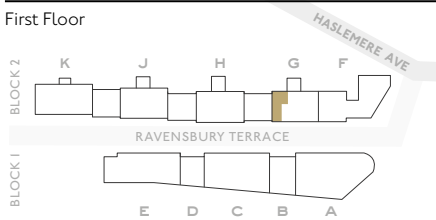


Living/Kitchen/Dining	6.8 × 3.5 m
Bedroom 1	3.8 × 3.2 m
Bedroom 2	3.7 × 3.6 m
Total	71.5 sqm
	770 sqft
Outside space	5.2 sqm
	56 sqft

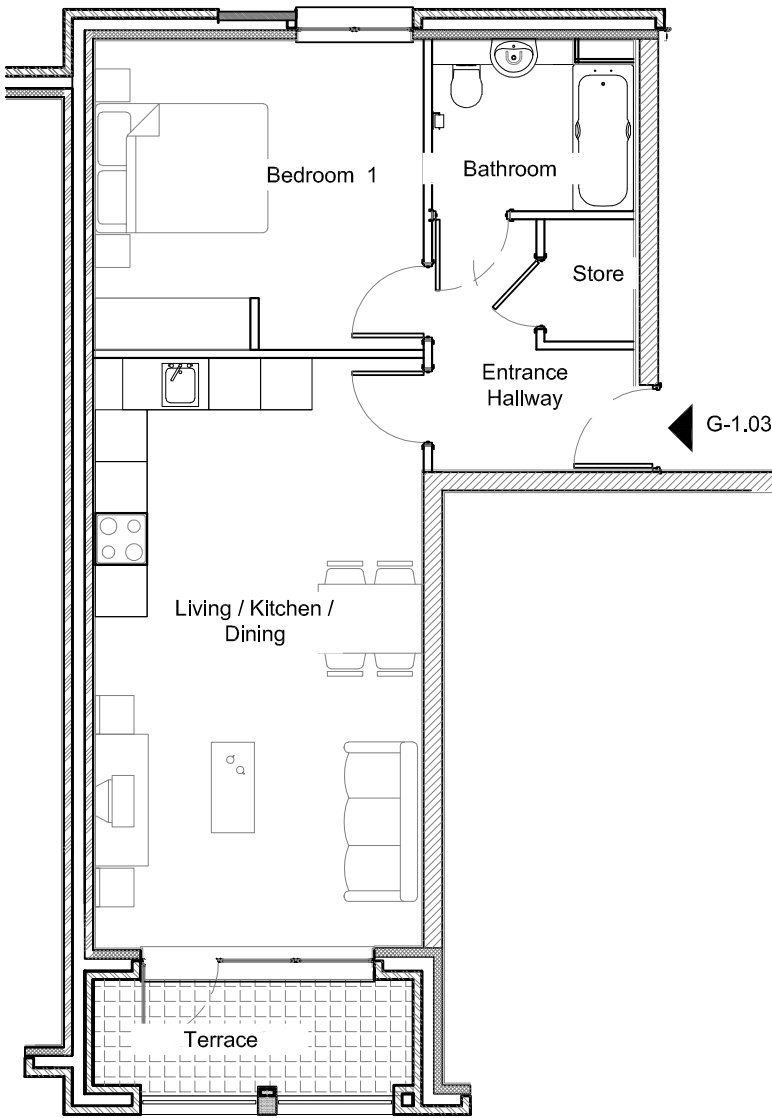


Apartment G1-03
Block 2 Core G
52 sqm / 560 sqft
1 Bedroom
1 Bathroom
Terrace

First Floor

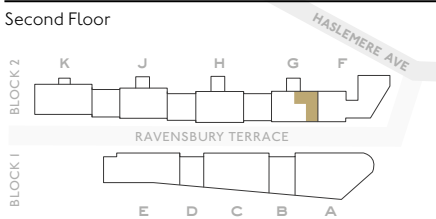


Living/Kitchen/Dining	6.9 × 3.8 m
Bedroom 1	3.8 × 3.6 m
Total	52.0 sqm
	560 sqft
Outside space	5.2 sqm
	56 sqft

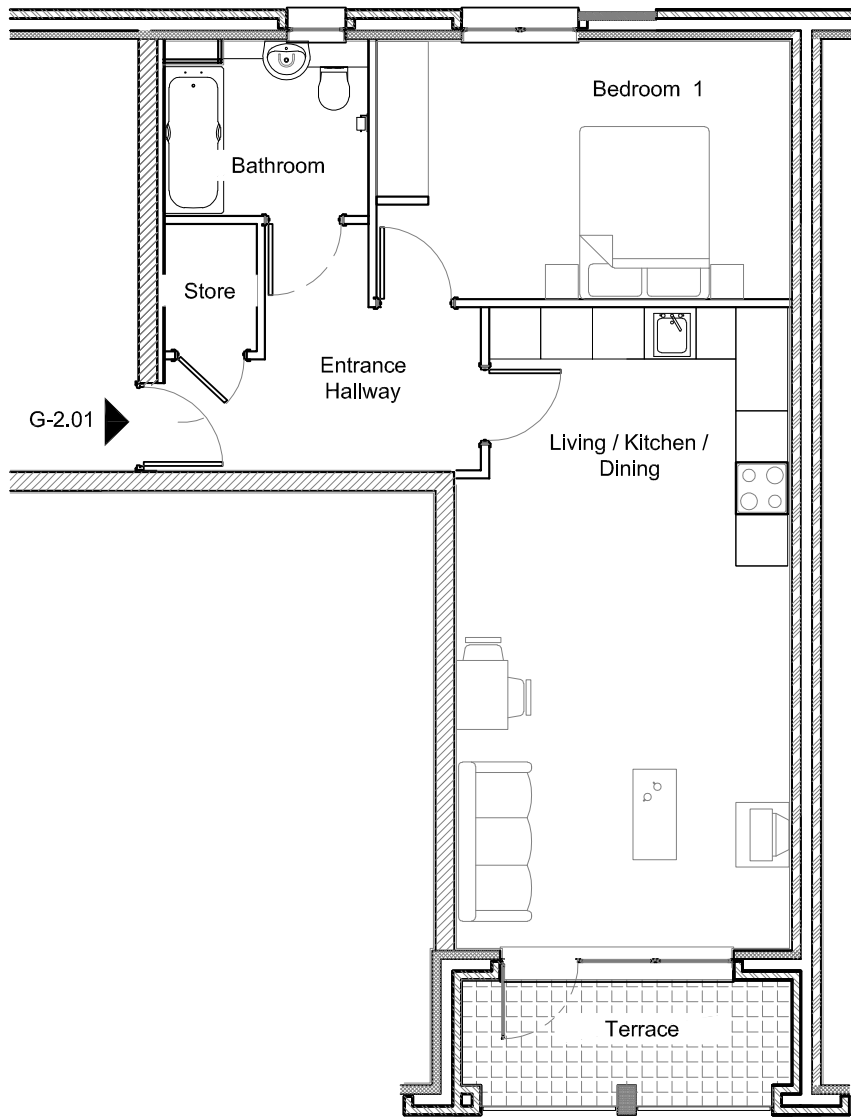


Apartment G2-01
Block 2 Core G
57.5 sqm / 619 sqft
1 Bedroom
1 Bathroom
Terrace

Second Floor

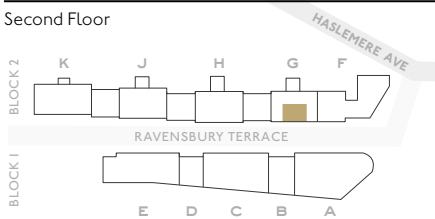


Living/Kitchen/Dining	7.4 × 3.9 m
Bedroom 1	4.8 × 3.0 m
Total	57.5 sqm
	619 sqft
Outside space	5.3 sqm
	57 sqft

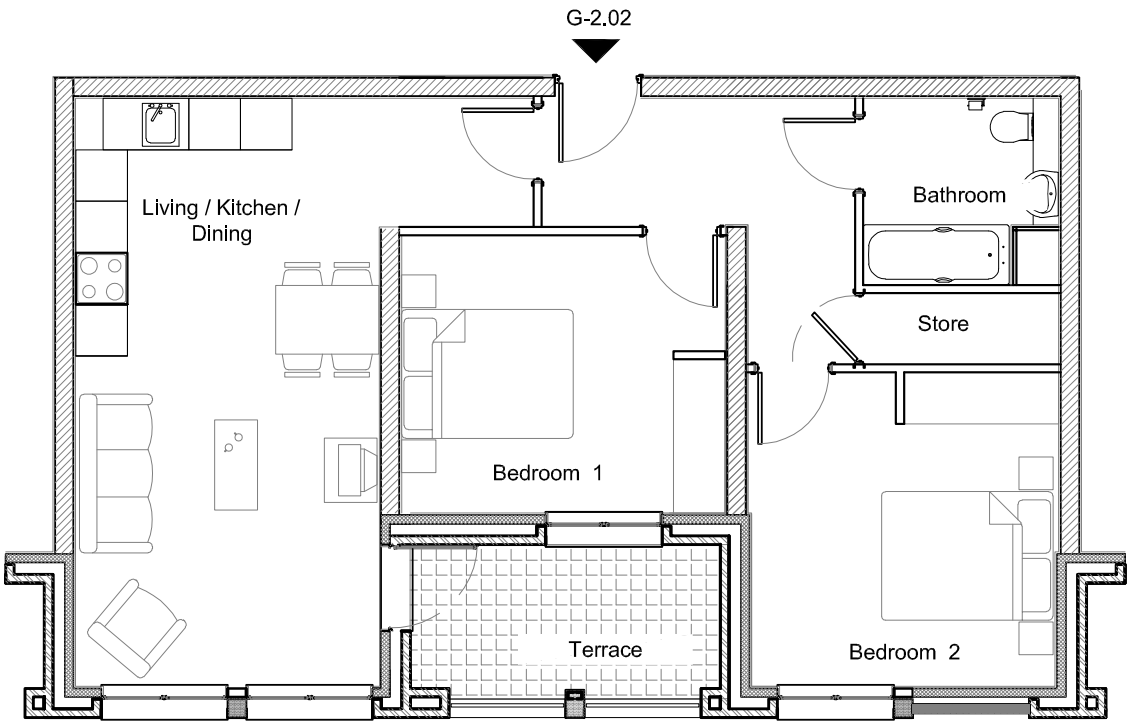


Apartment G2-02
Block 2 Core G
71.5 sqm / 770 sqft
2 Bedrooms
1 Bathroom
Terrace

Second Floor

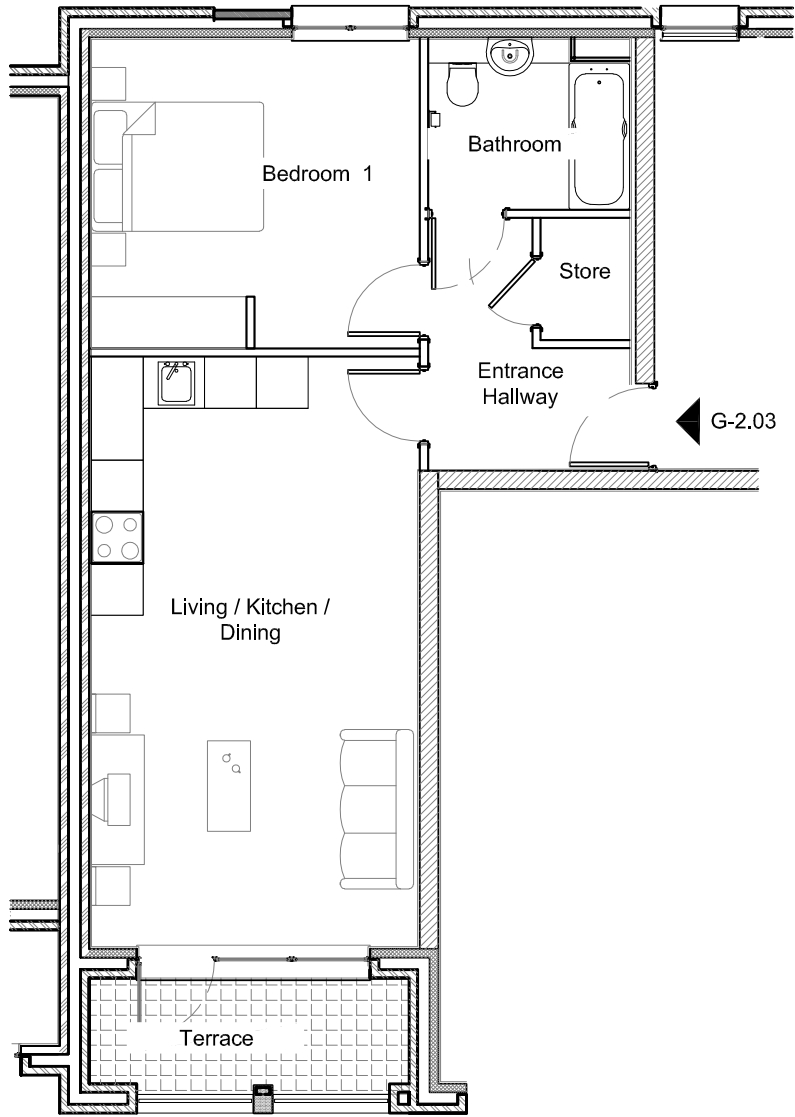
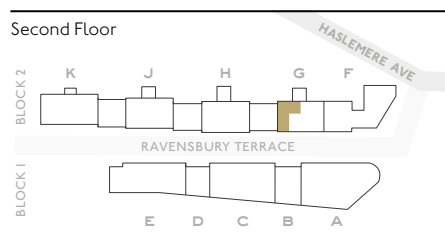


Living/Kitchen/Dining	6.8 × 3.6 m
Bedroom 1	3.8 × 3.2 m
Bedroom 2	3.7 × 3.7 m
Total	71.5 sqm
	770 sqft
Outside space	5.2 sqm
	56 sqft



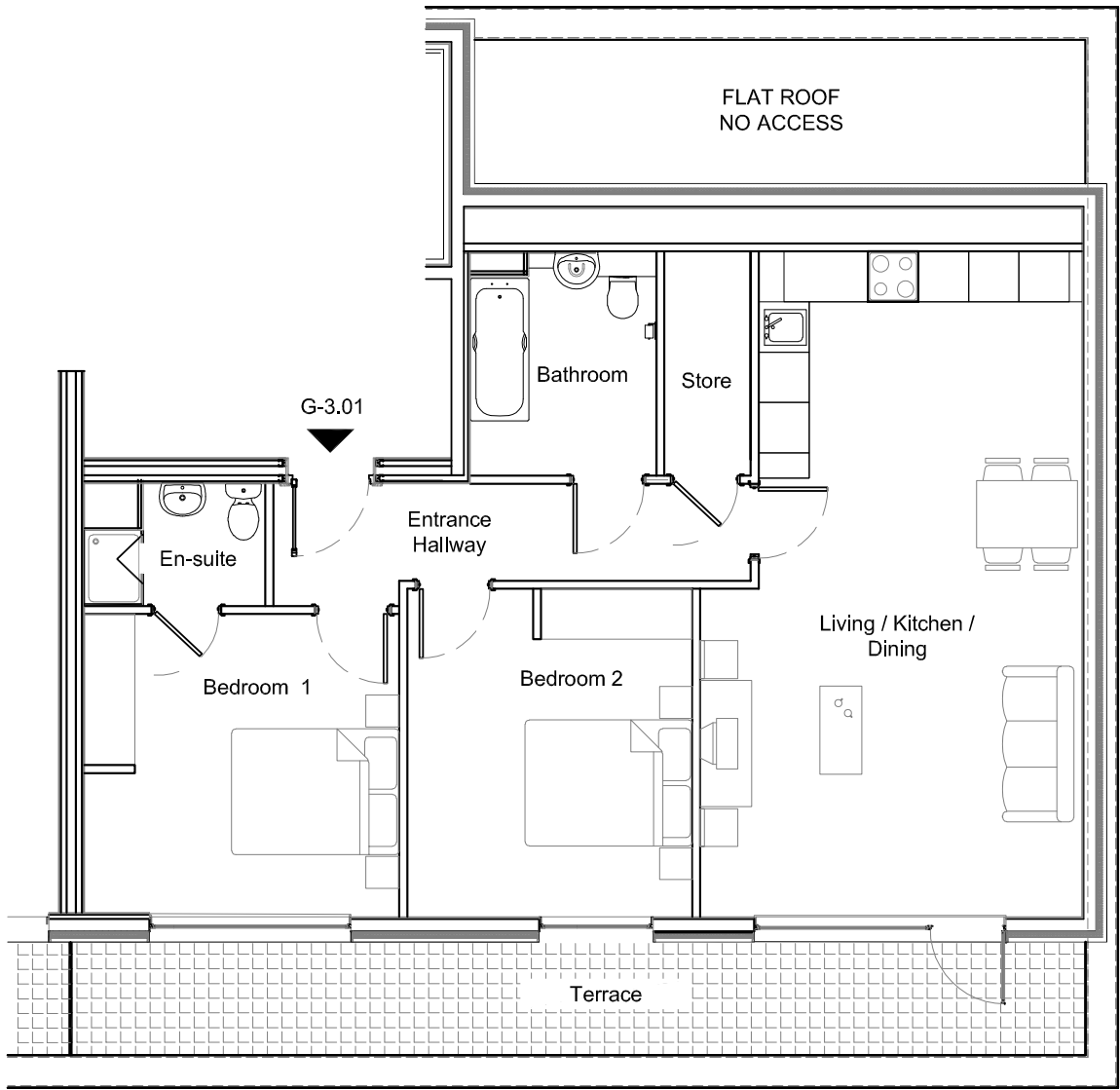
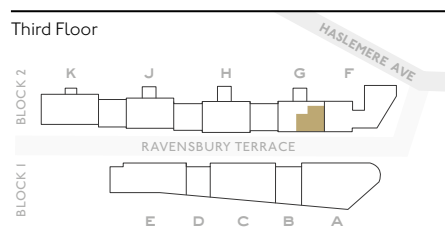
Apartment G2-03
Block 2 Core G
52 SQM / 560 SQFT
1 Bedroom
1 Bathroom
Terrace

Second Floor	
Living/Kitchen/Dining	6.8 × 3.8 m
Bedroom 1	3.8 × 3.6 m
Total	52.0 sqm
560 sqft	
Outside space	5.2 sqm
56 sqft	

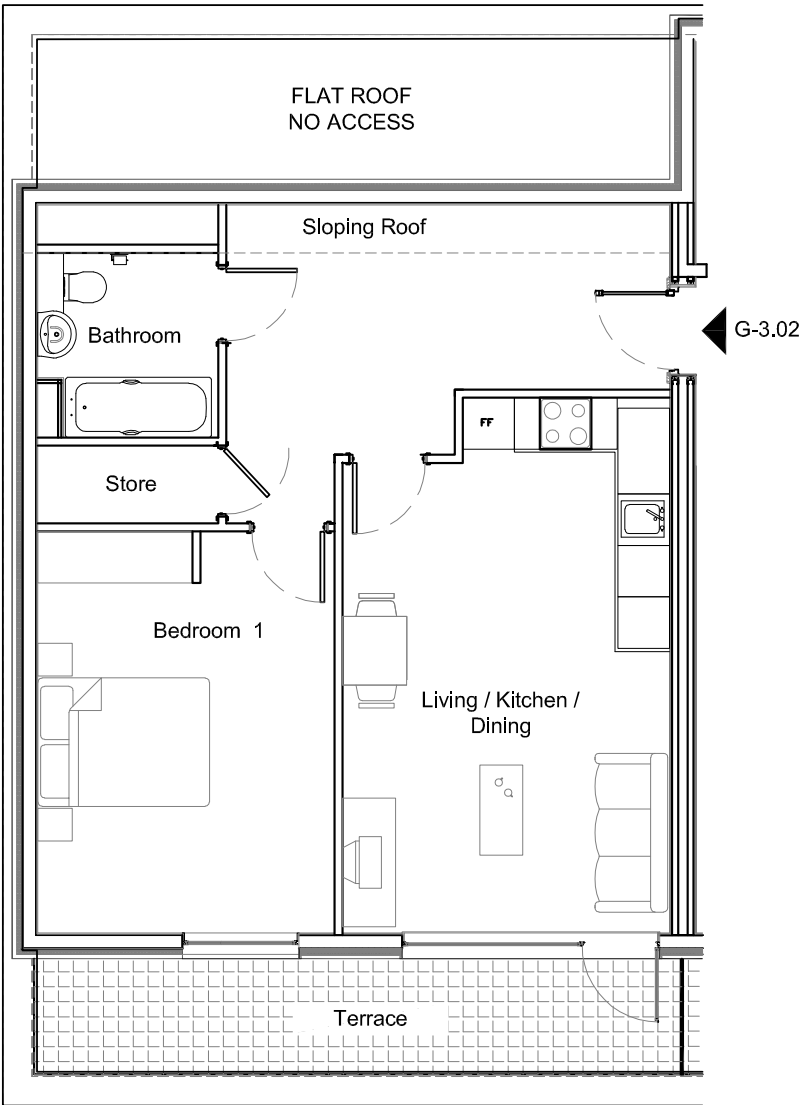
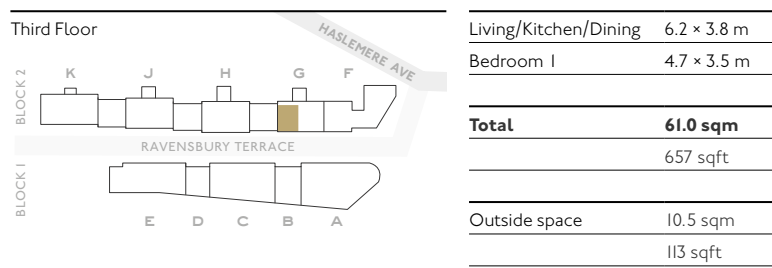


Apartment G3-01
Block 2 Core G
81 SQM / 872 SQFT
2 Bedrooms
2 Bathrooms
Terrace

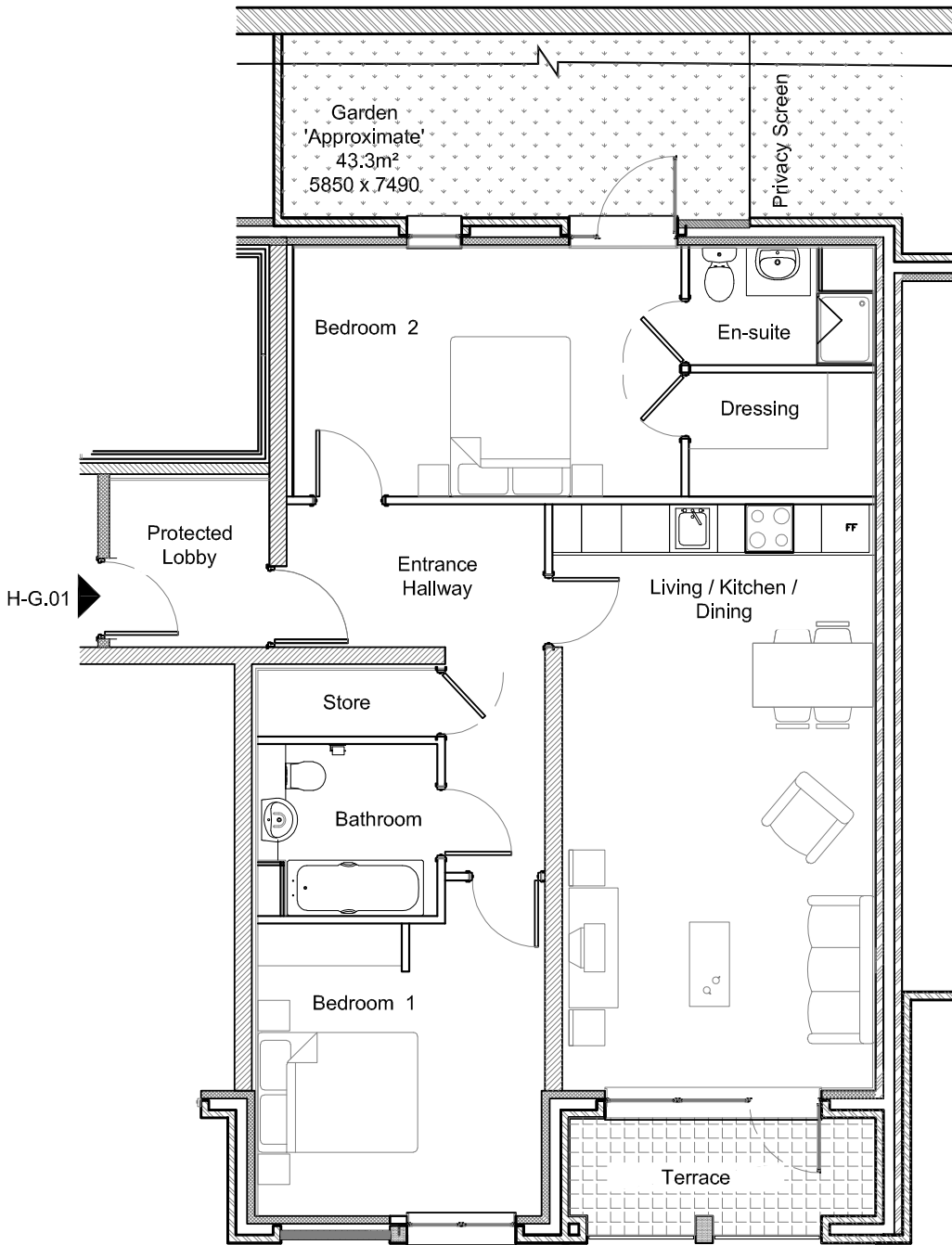
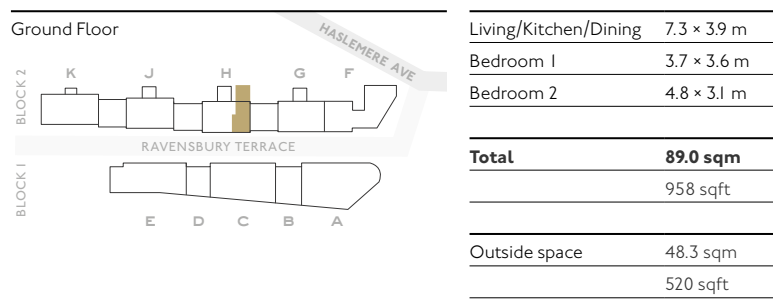
Third Floor	
Living/Kitchen/Dining	7.9 × 4.5 m
Bedroom 1	3.8 × 3.6 m
Bedroom 2	3.9 × 3.4 m
Total	81.0 sqm
872sqft	
Outside space	17.0 sqm
183 sqft	



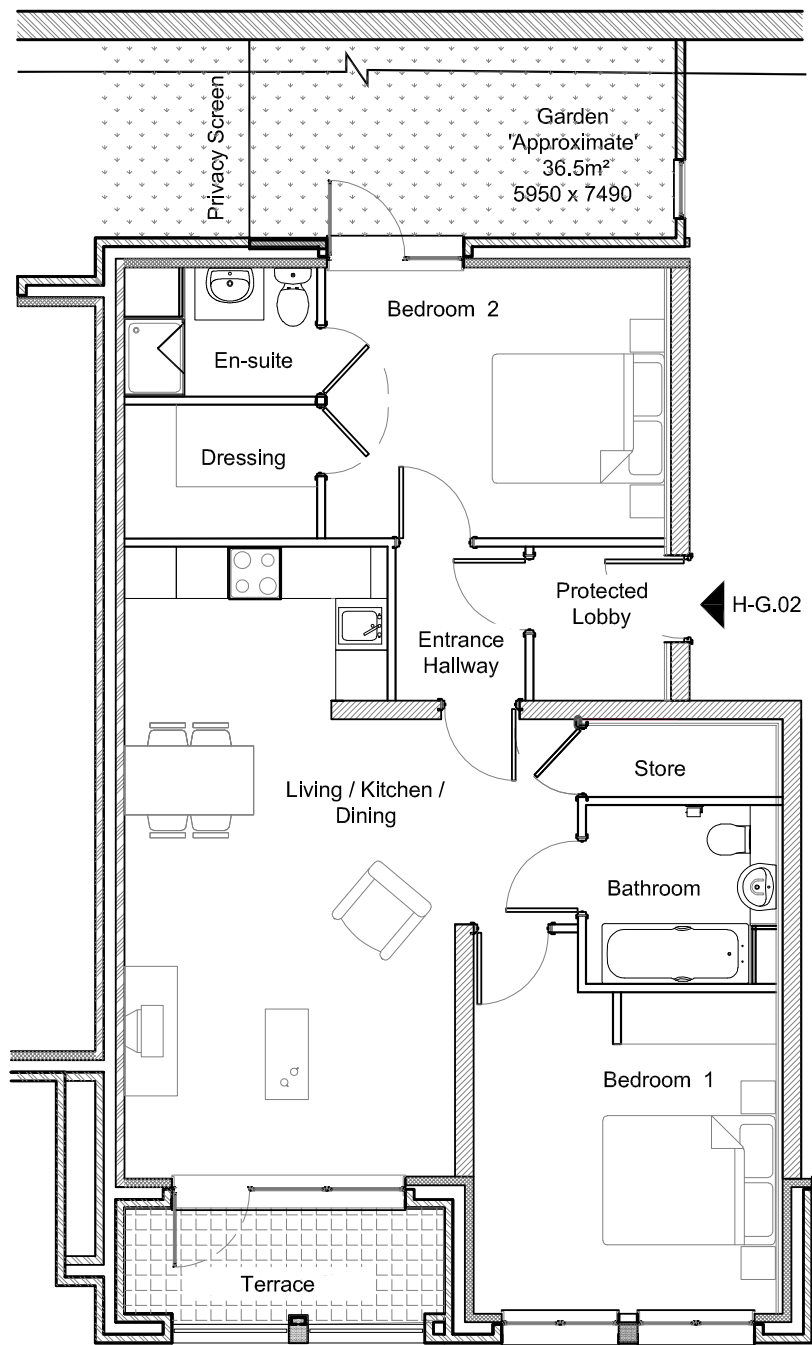
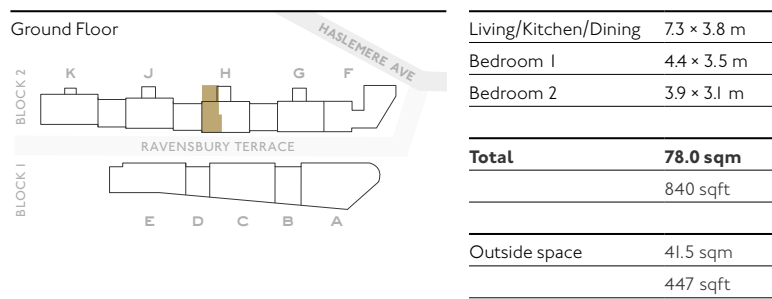
Apartment G3-02
Block 2 Core G
61 SQM / 657 SQFT
1 Bedroom
1 Bathroom
Terrace



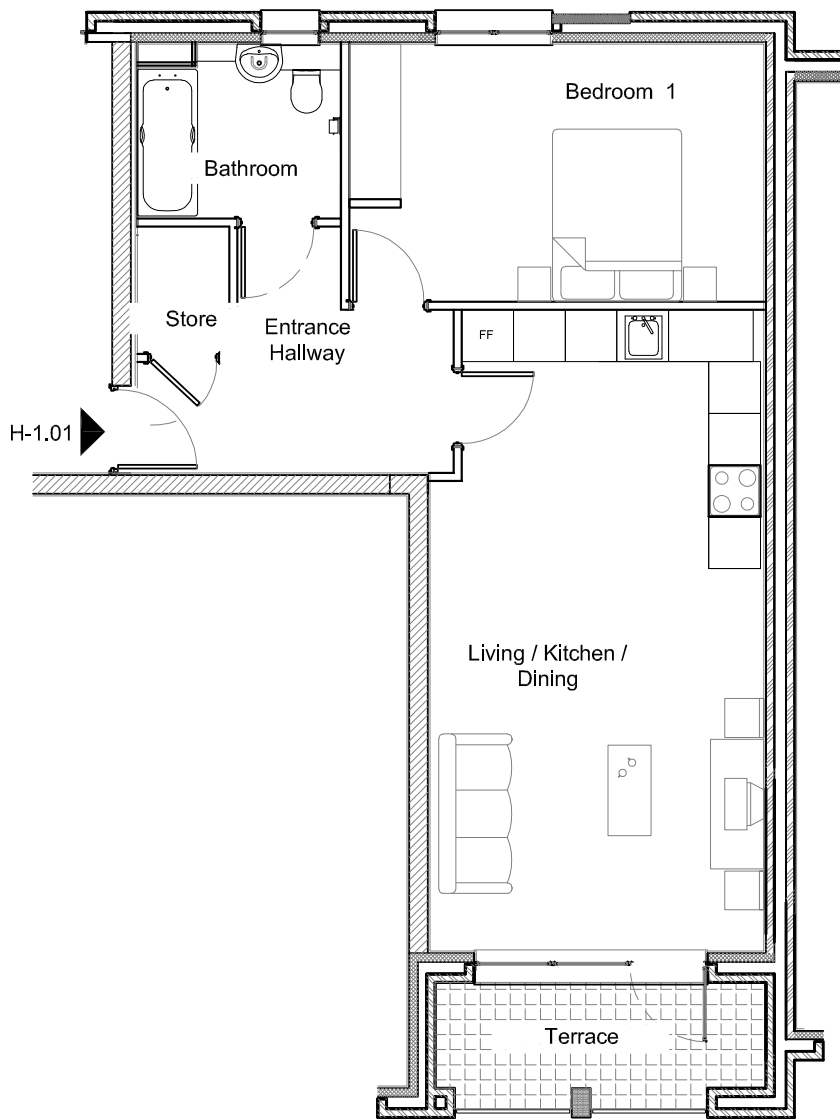
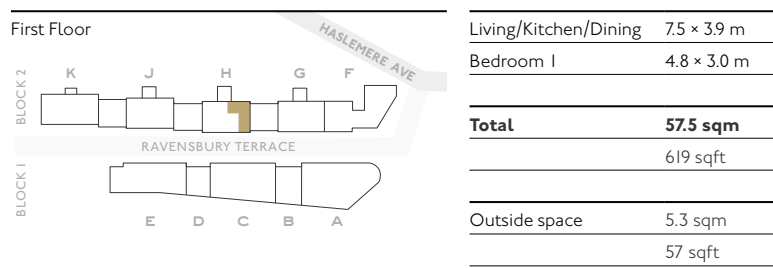
Apartment HG-01
Block 2 Core H
89 SQM / 958 SQFT
2 Bedrooms
2 Bathrooms
Terrace
Garden



Apartment HG-02
Block 2 Core H
78 SQM / 840 SQFT
2 Bedrooms
2 Bathrooms
Terrace
Garden

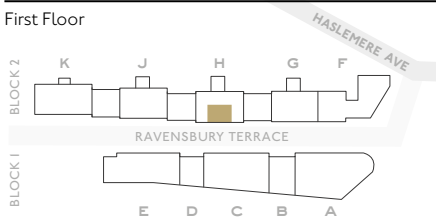


Apartment HI-01
Block 2 Core H
57.5 SQM / 619 SQFT
1 Bedroom
1 Bathroom
Terrace

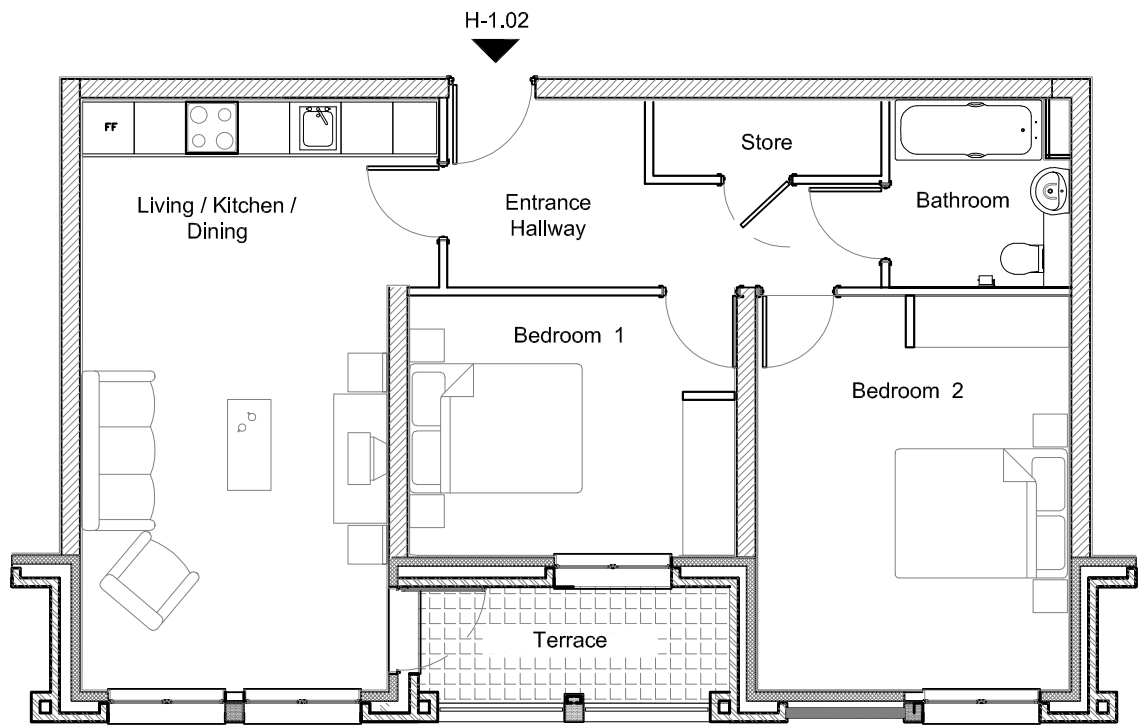


Apartment HI-02
Block 2 Core H
71.5 sqm / 770 sqft
2 Bedrooms
1 Bathroom
Terrace

First Floor

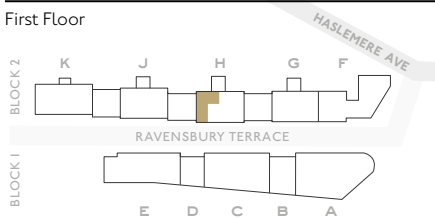


Living/Kitchen/Dining	6.9 × 3.6 m
Bedroom 1	3.8 × 3.0 m
Bedroom 2	4.6 × 3.6 m
Total	71.5 sqm
	770sqft
Outside space	5.2 sqm
	56 sqft

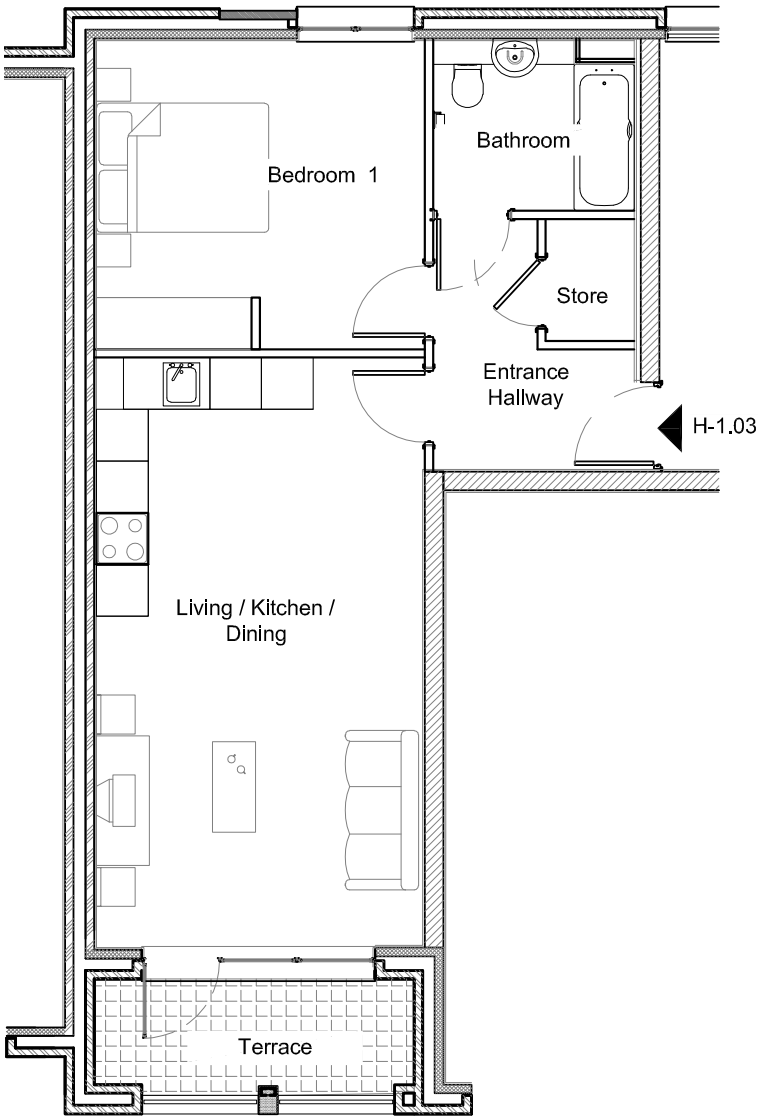


Apartment HI-03
Block 2 Core H
52 sqm / 560 sqft
1 Bedroom
1 Bathroom
Terrace

First Floor

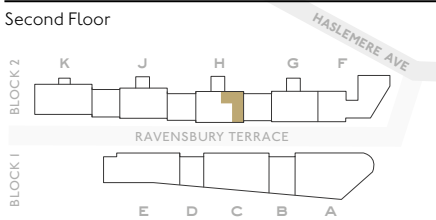


Living/Kitchen/Dining	6.8 × 3.8 m
Bedroom 1	3.8 × 3.6 m
Total	52.0 sqm
	560 sqft
Outside space	5.2 sqm
	56 sqft

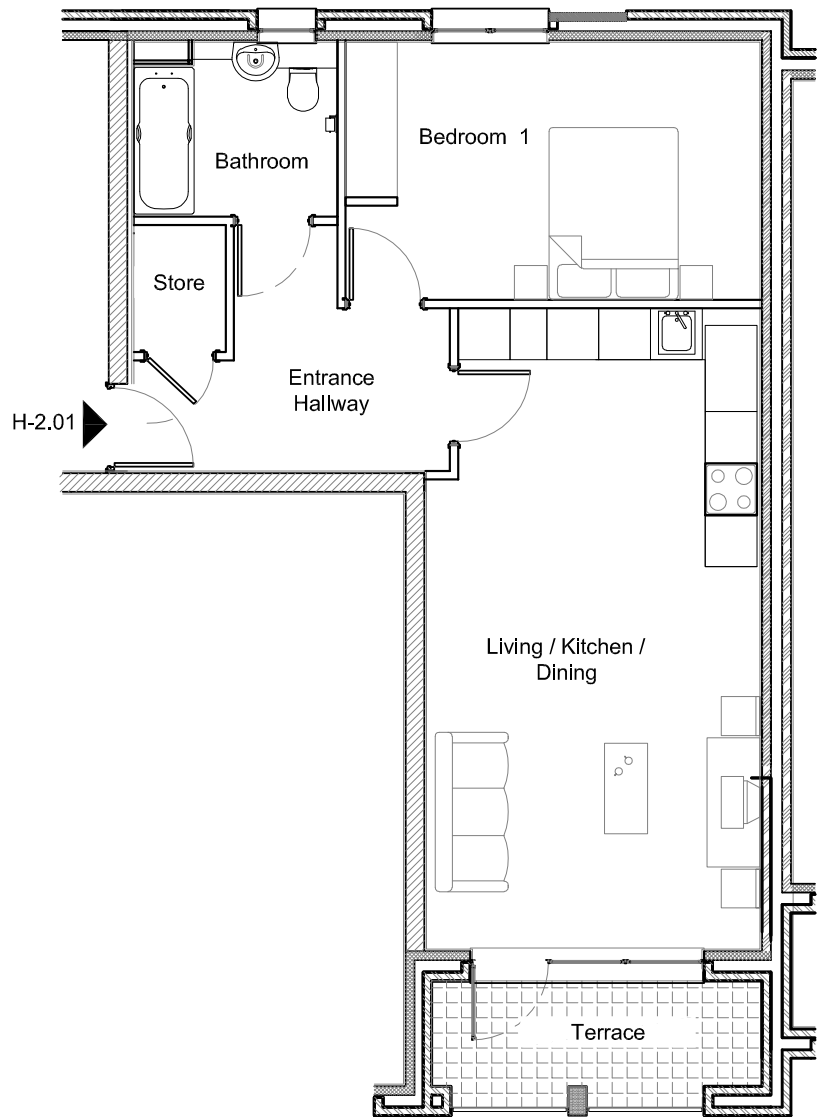


Apartment H2-01
Block 2 Core H
57.5 sqm / 619 sqft
1 Bedroom
1 Bathroom
Terrace

Second Floor

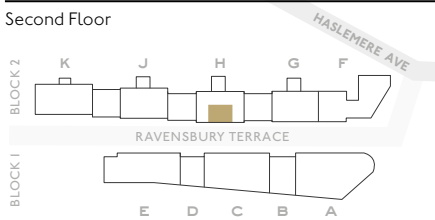


Living/Kitchen/Dining	7.4 × 3.9 m
Bedroom 1	4.8 × 3.0 m
Total	57.5 sqm
	619 sqft
Outside space	5.3 sqm
	57 sqft

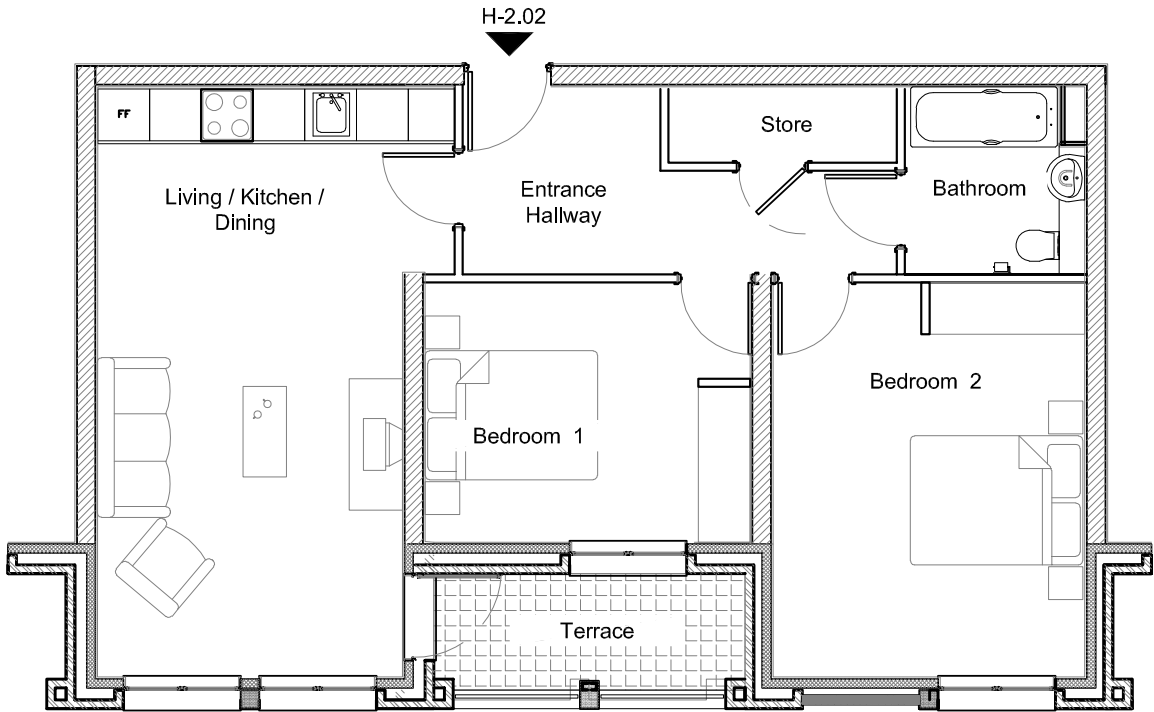


Apartment H2-02
Block 2 Core H
71.5 sqm / 770 sqft
2 Bedrooms
1 Bathroom
Terrace

Second Floor

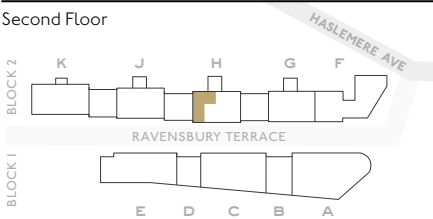


Living/Kitchen/Dining	6.9 × 3.6 m
Bedroom 1	3.8 × 3.0 m
Bedroom 2	4.6 × 3.7 m
Total	71.5 sqm
	770 sqft
Outside space	5.2 sqm
	56 sqft

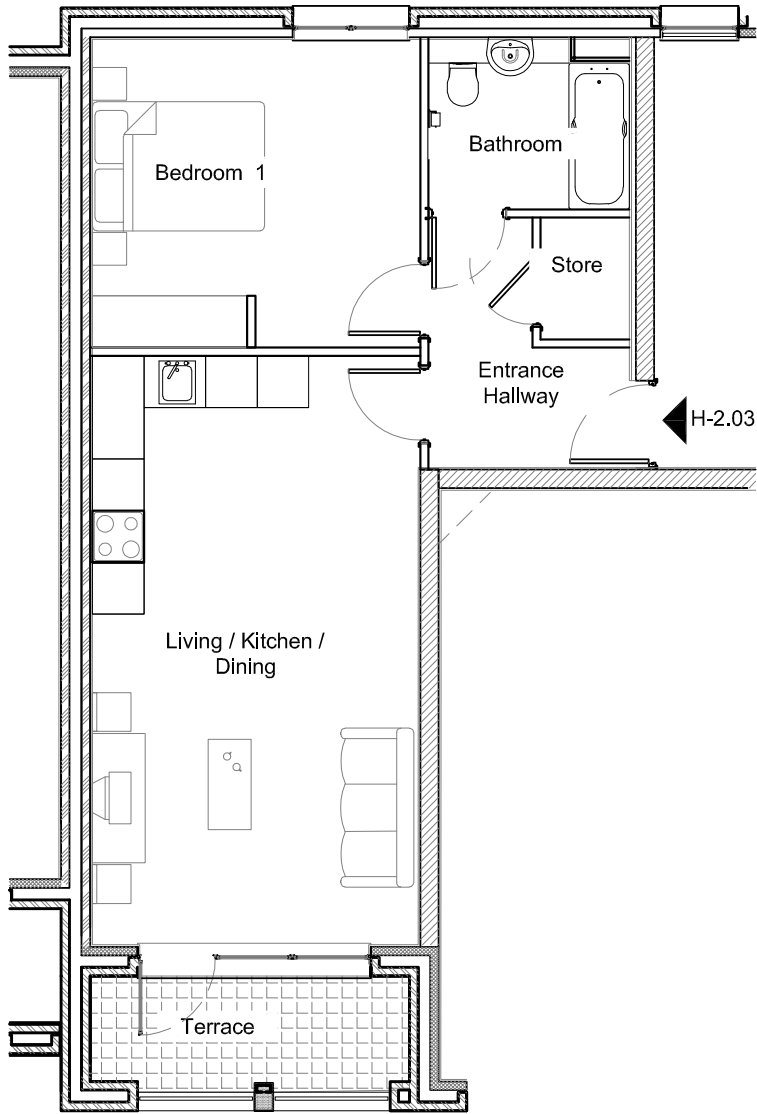


Apartment H2-03
Block 2 Core H
52 SQM / 560 SQFT
1 Bedroom
1 Bathroom
Terrace

Second Floor

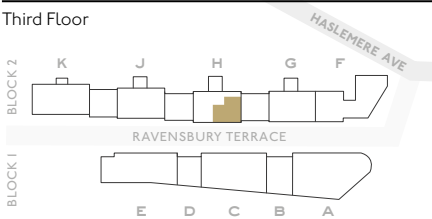


Living/Kitchen/Dining	6.8 × 3.8 m
Bedroom 1	3.8 × 3.6 m
Total	52.0 sqm
	560 sqft
Outside space	5.2 sqm
	56 sqft

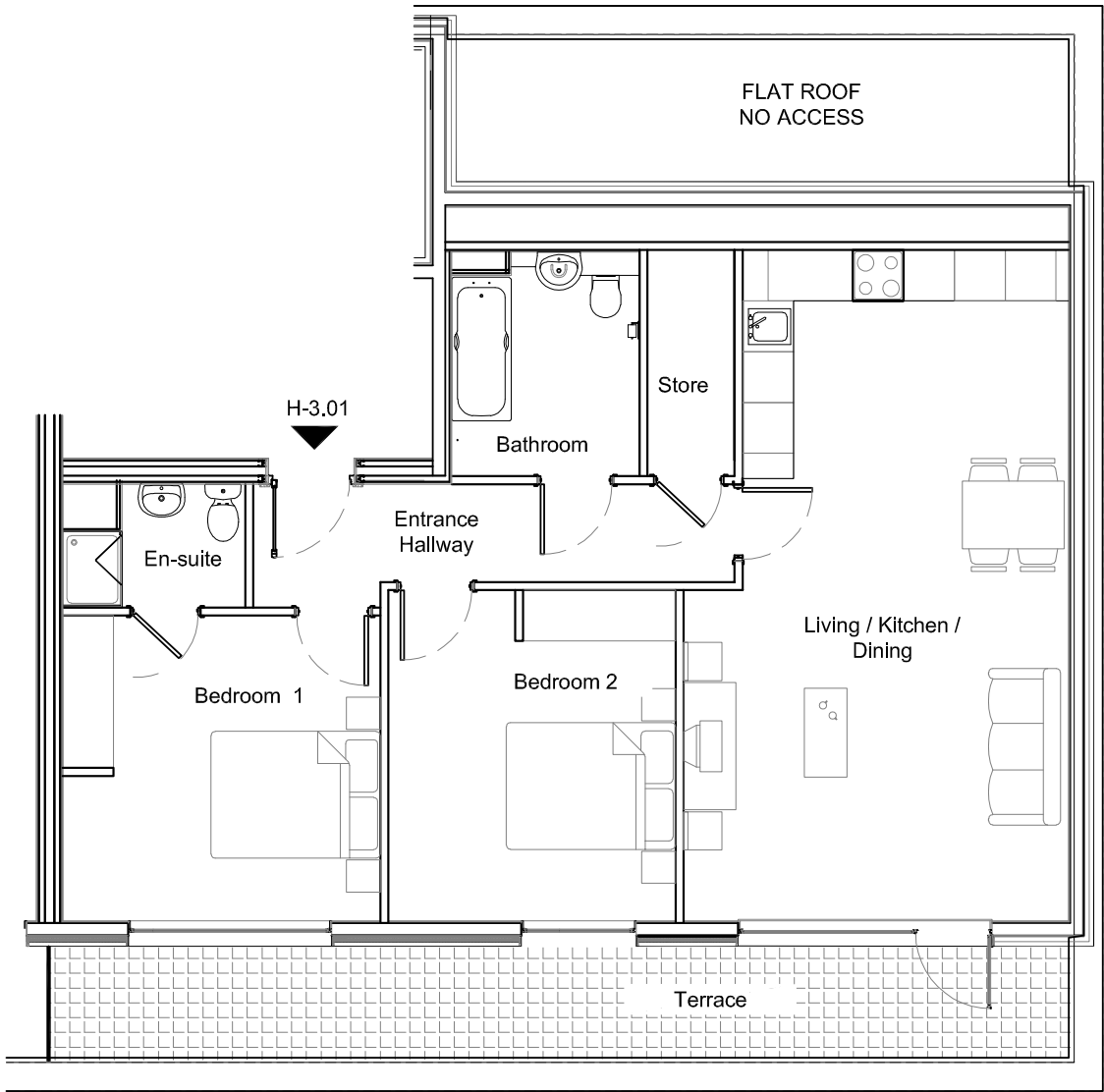


Apartment H3-01
Block 2 Core H
81 SQM / 872 SQFT
2 Bedrooms
2 Bathrooms
Terrace

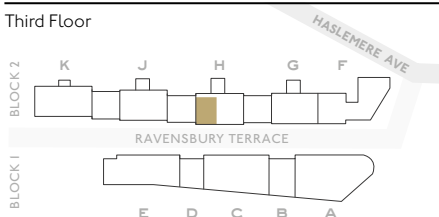
Third Floor



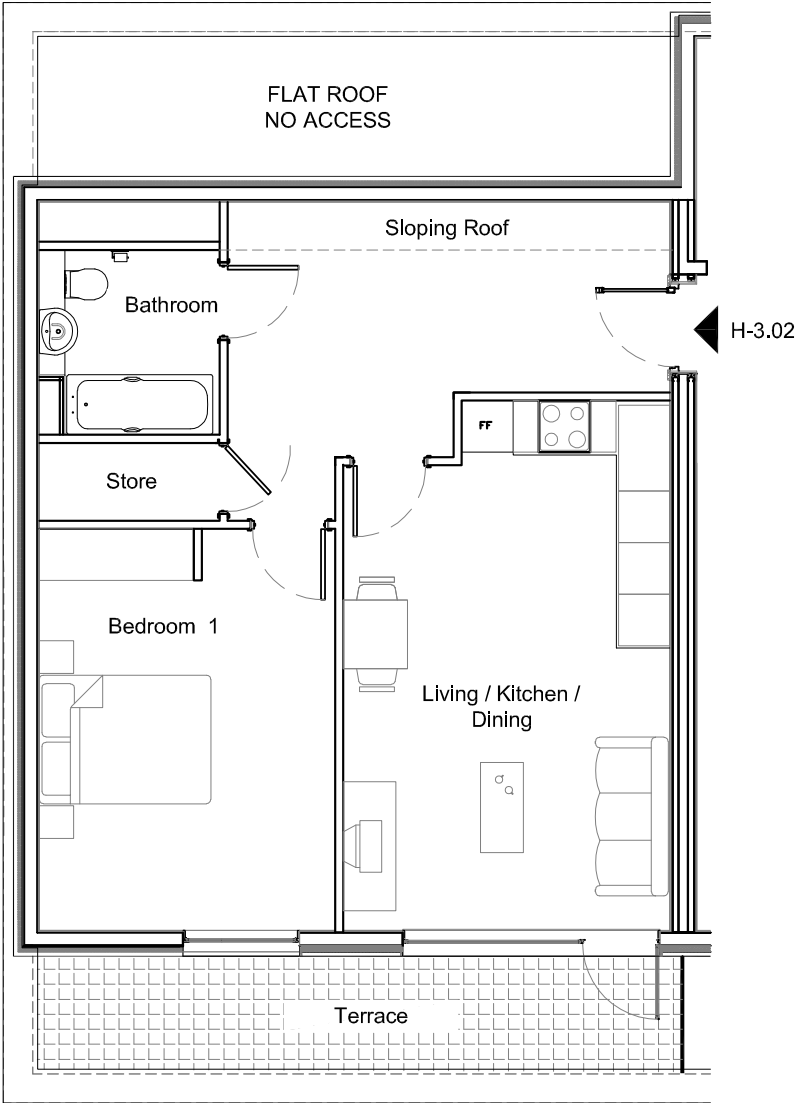
Living/Kitchen/Dining	7.9 × 4.6 m
Bedroom 1	3.8 × 3.6 m
Bedroom 2	3.9 × 3.4 m
Total	81 sqm
	872 sqft
Outside space	16.5 sqm
	178 sqft



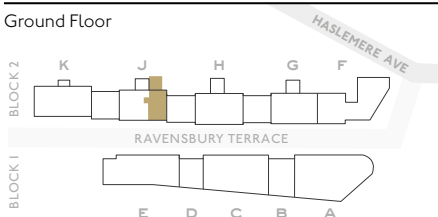
Apartment H3-02
Block 2 Core H
61 SQM / 657 SQFT
1 Bedroom
1 Bathroom
Terrace



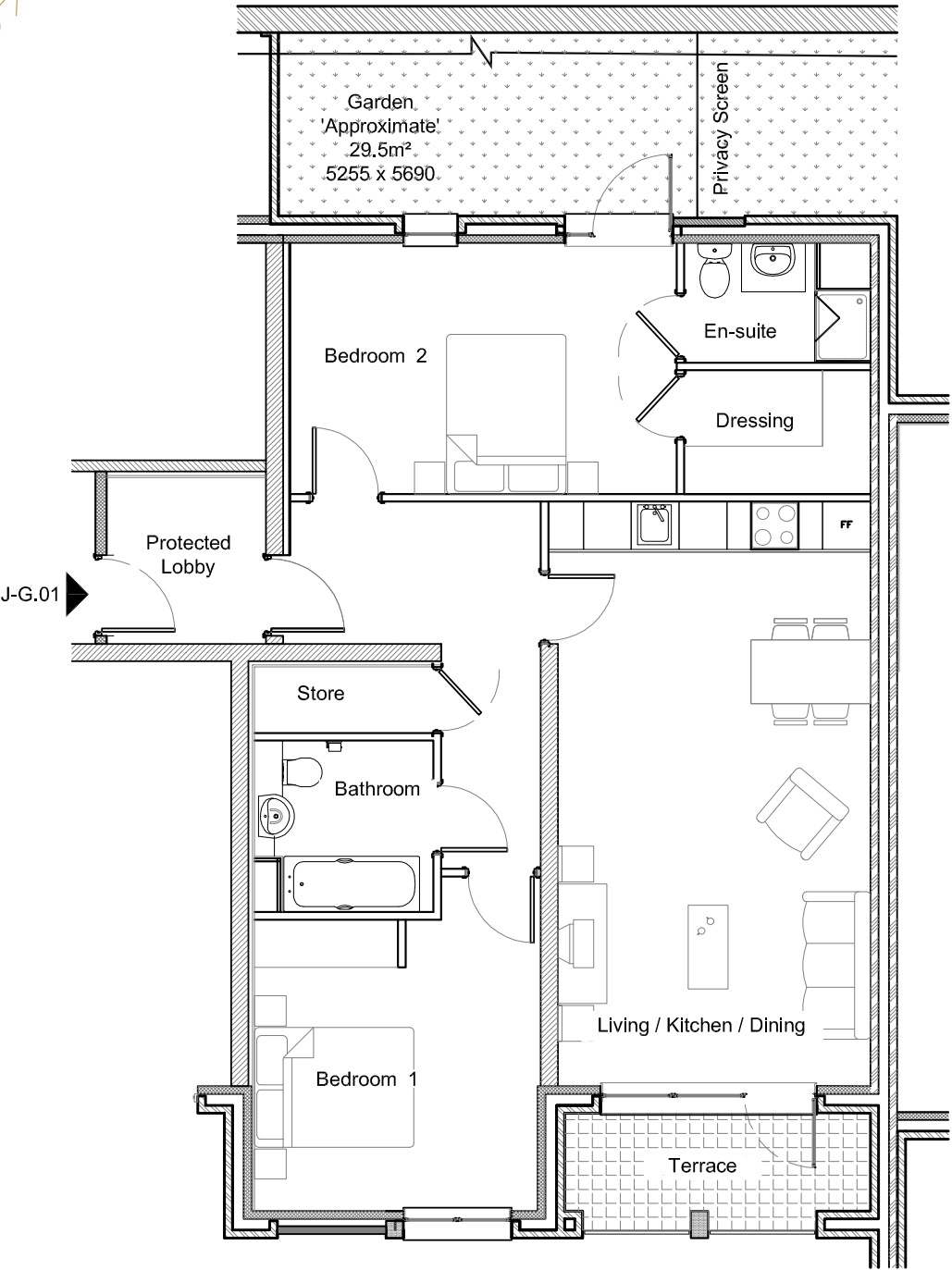
Living/Kitchen/Dining	6.2 × 3.8 m
Bedroom 1	4.7 × 3.5 m
Total	61.0 sqm
	657 sqft
Outside space	10.5 sqm
	113 sqft



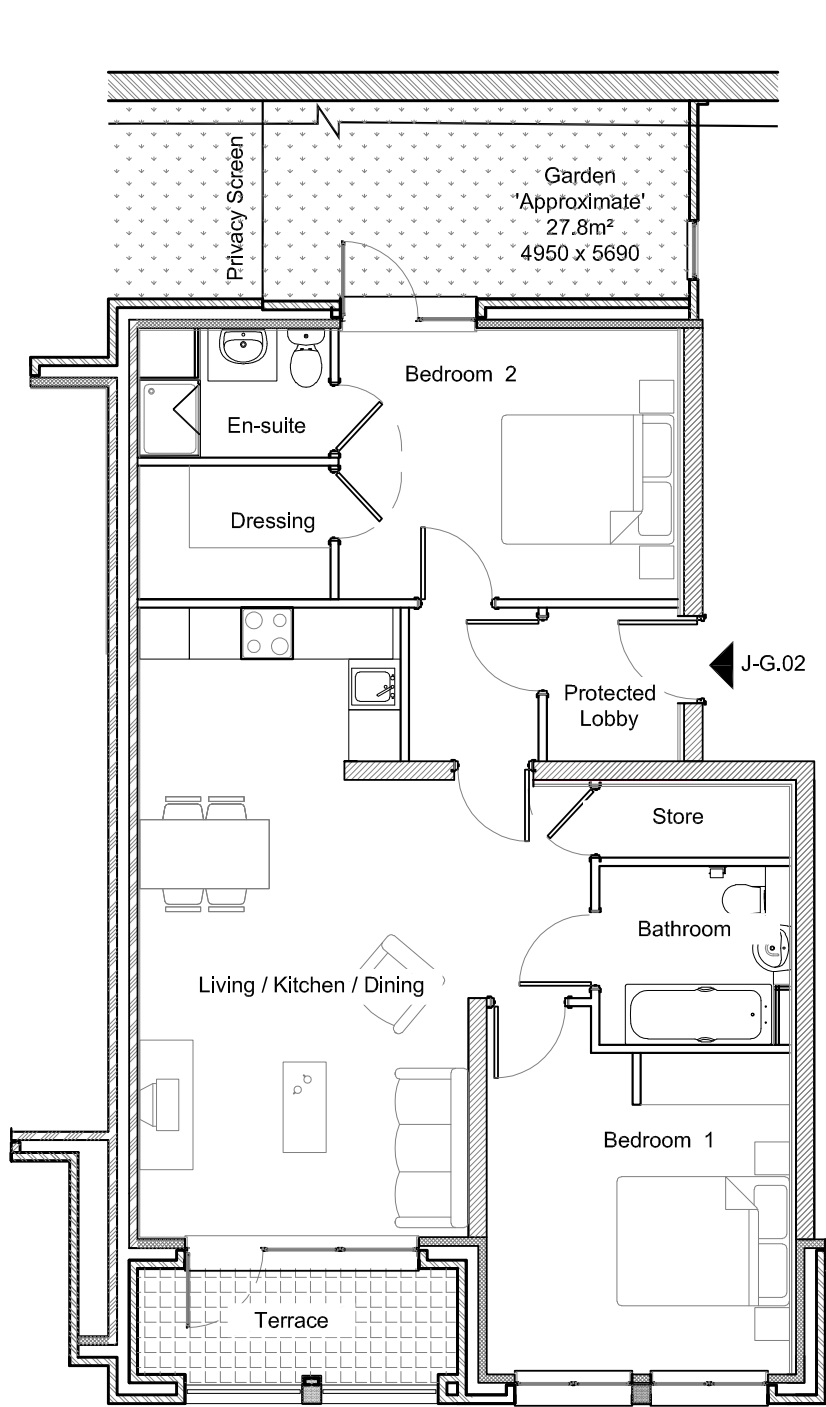
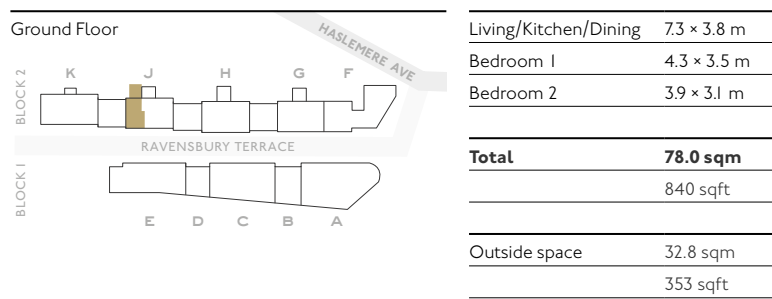
Apartment JG-01
Block 2 Core J
89 SQM / 958 SQFT
2 Bedrooms
2 Bathrooms
Terrace
Garden



Living/Kitchen/Dining	7.3 × 3.9 m
Bedroom 1	4.2 × 3.6 m
Bedroom 2	4.8 × 3.1 m
Total	89.0 sqm
	958 sqft
Outside space	34.5 sqm
	371 sqft

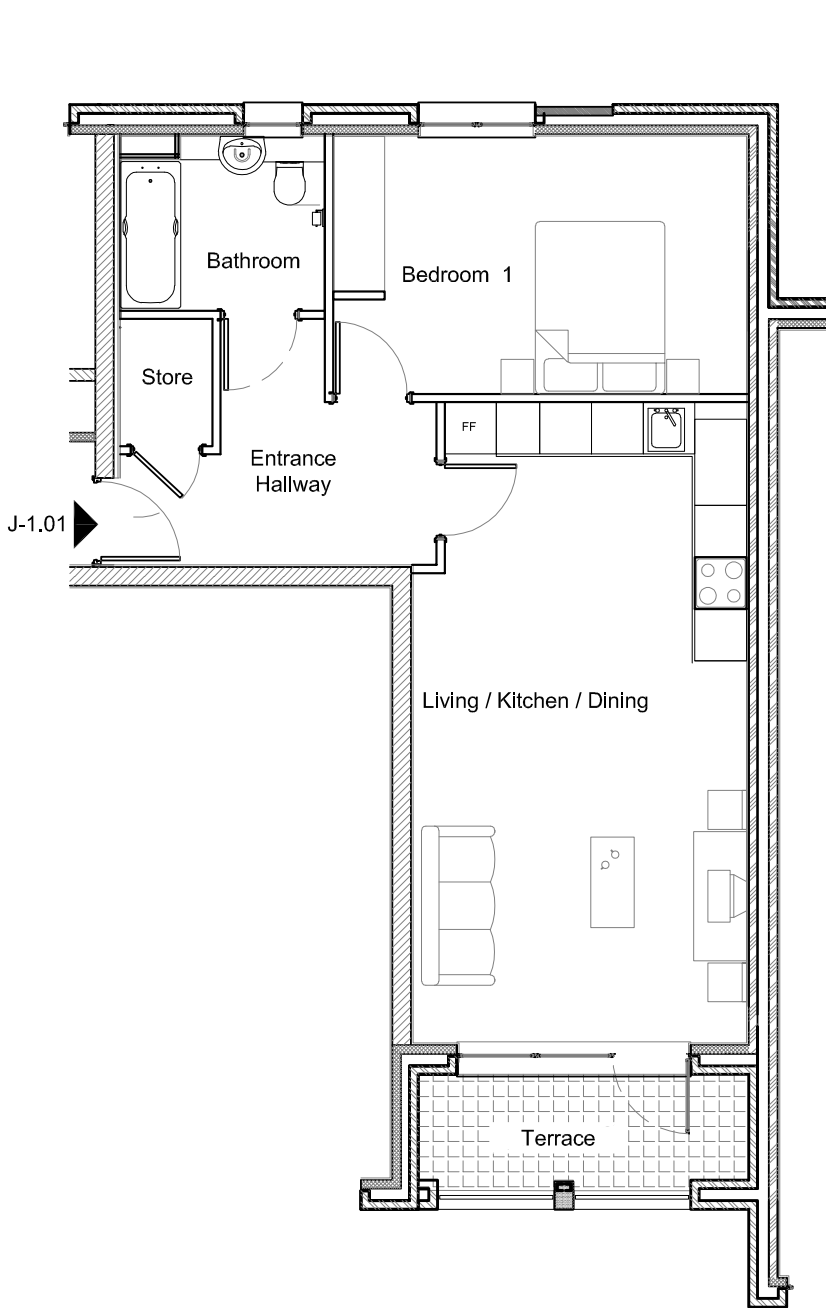
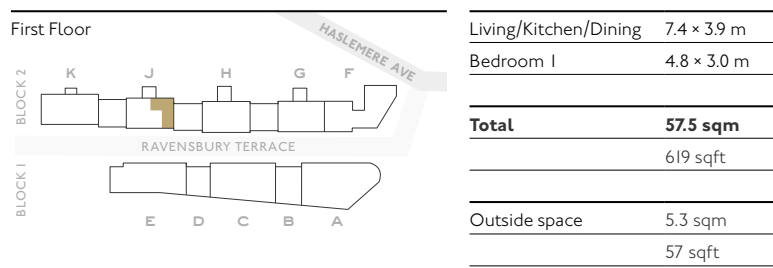


Apartment JG-02
Block 2 Core J
78 SQM / 840 SQFT
2 Bedrooms
2 Bathrooms
Terrace
Garden



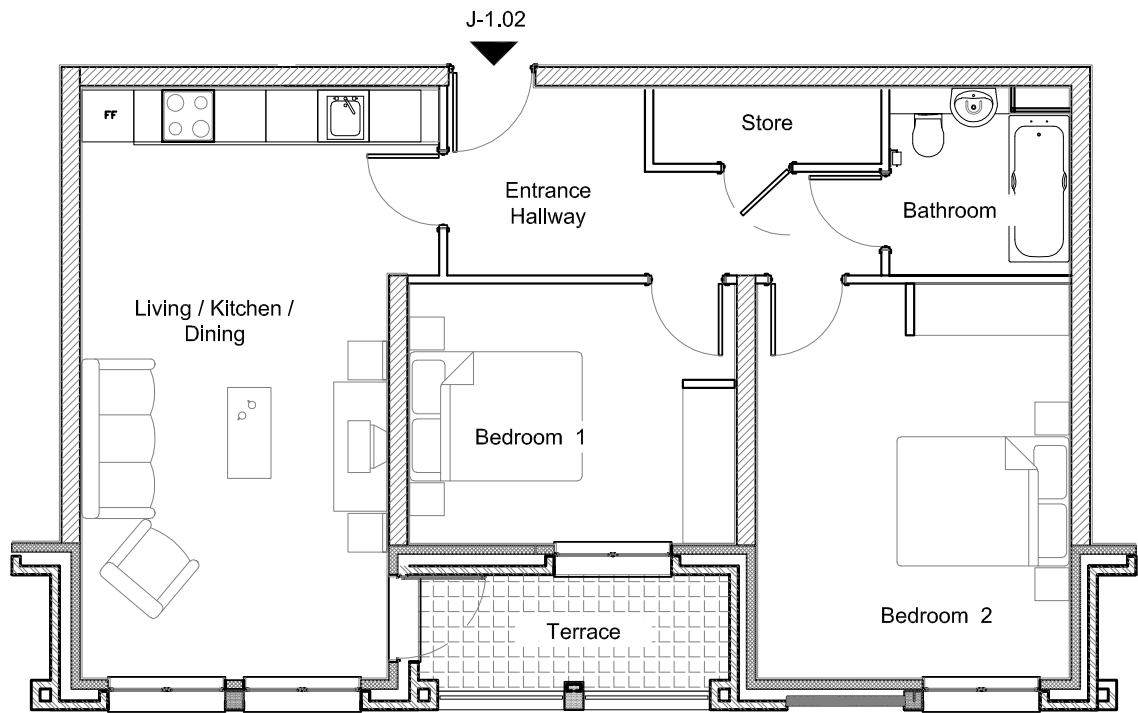
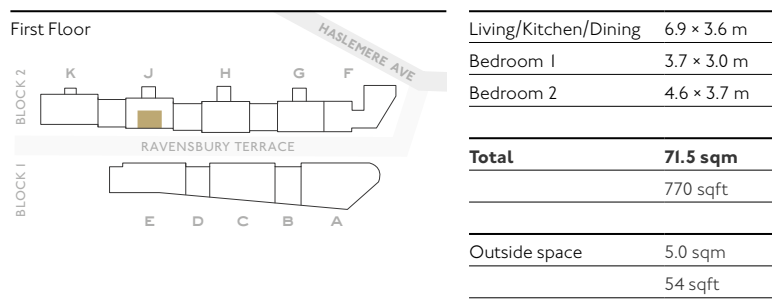
All measurements are approximate and are taken at maximum widths and lengths of rooms. Plans are drawn to scale at a design phase and may vary during build. Kitchens and wardrobes sizes and layouts may differ to those shown. Furniture layouts are indicative only (where they appear). All total sqft and sqm are gross measurements. Window styles and positions may vary. Floorplans are not to scale.

Apartment JI-01
Block 2 Core J
57.5 SQM / 619 SQFT
1 Bedroom
1 Bathroom
Terrace

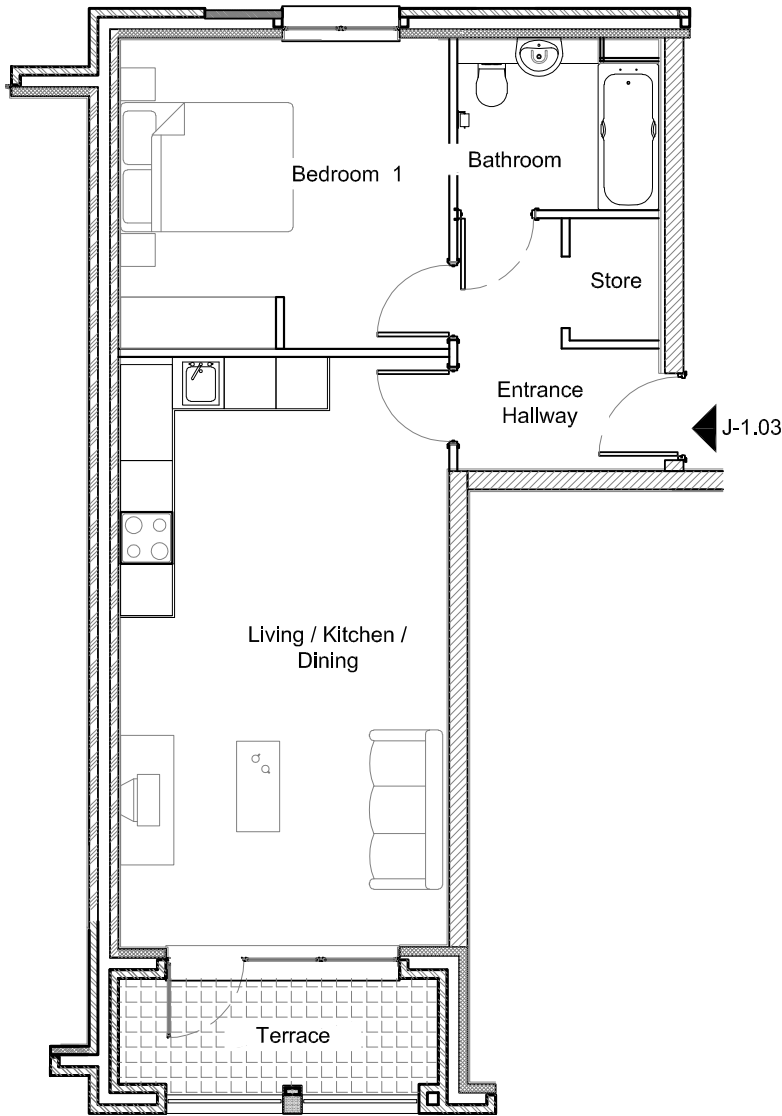
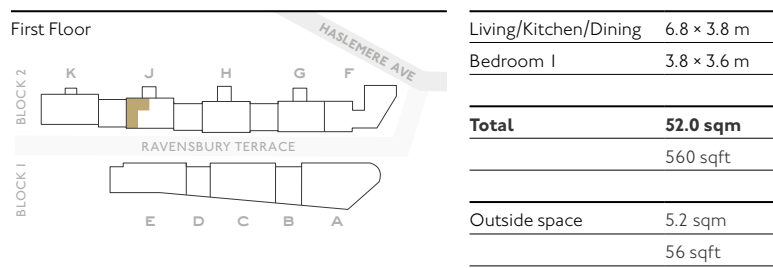


All measurements are approximate and are taken at maximum widths and lengths of rooms. Plans are drawn to scale at a design phase and may vary during build. Kitchens and wardrobes sizes and layouts may differ to those shown. Furniture layouts are indicative only (where they appear). All total sqft and sqm are gross measurements. Window styles and positions may vary. Floorplans are not to scale.

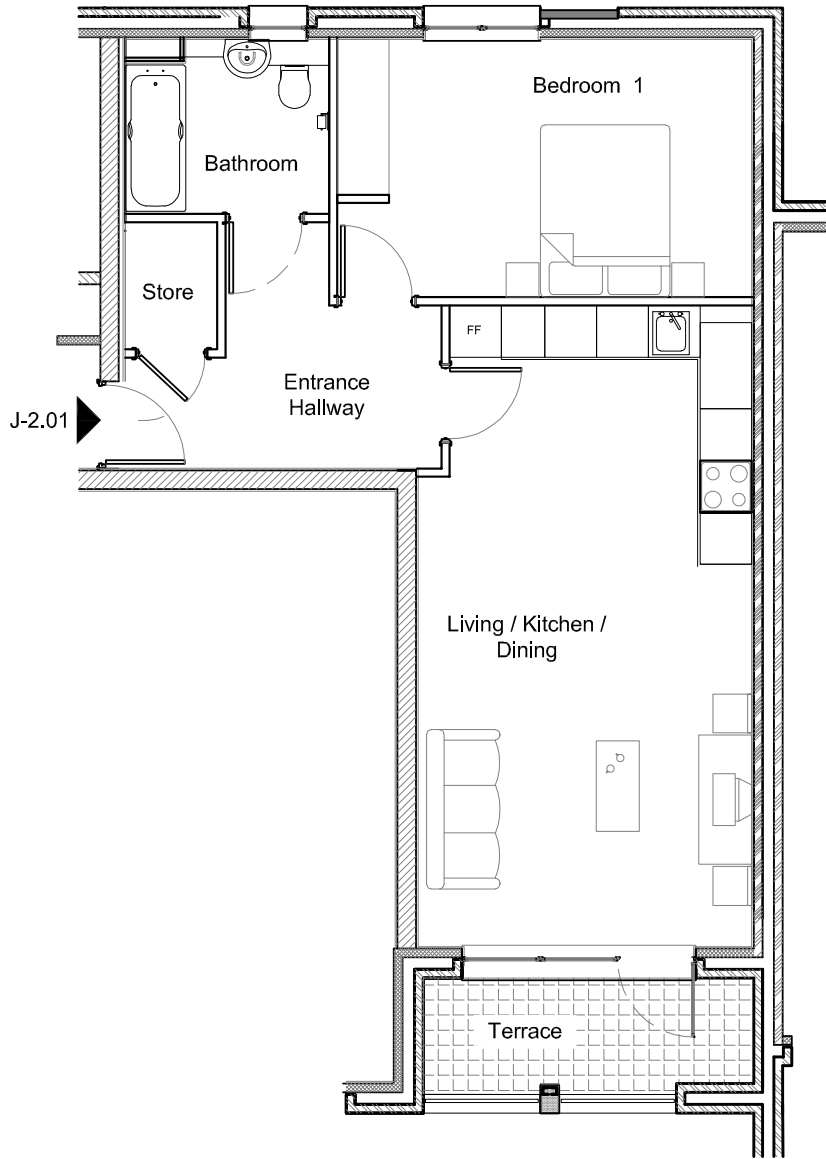
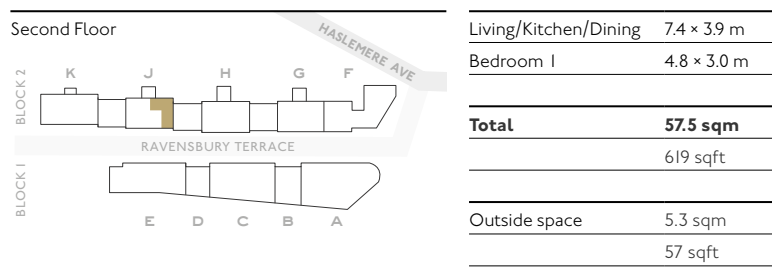
Apartment J1-02
Block 2 Core J
71.5 sqm / 770 sqft
2 Bedrooms
1 Bathroom
Terrace



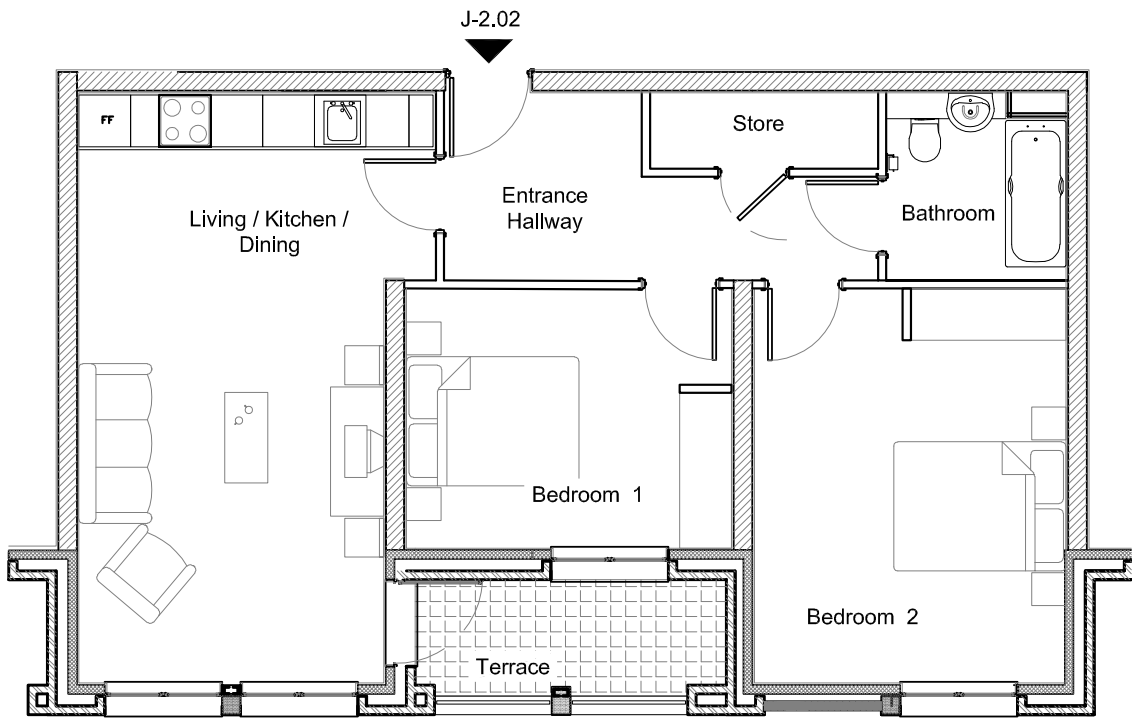
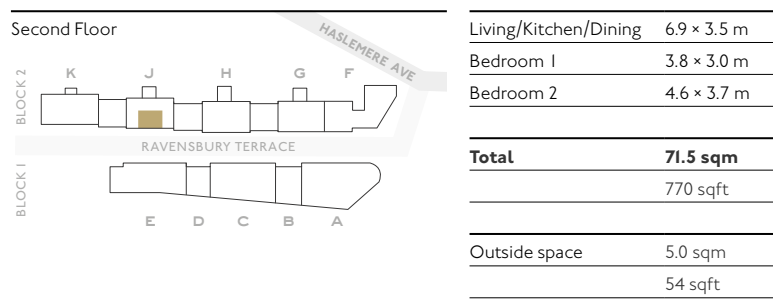
Apartment J1-03
Block 2 Core J
52 sqm / 560 sqft
1 Bedroom
1 Bathroom
Terrace



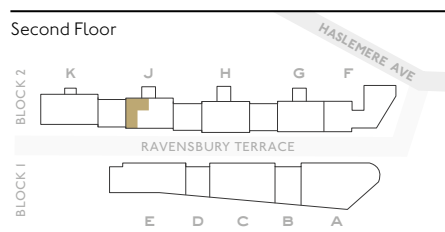
Apartment J2-01
Block 2 Core J
57.5 sqm / 619 sqft
1 Bedroom
1 Bathroom
Terrace



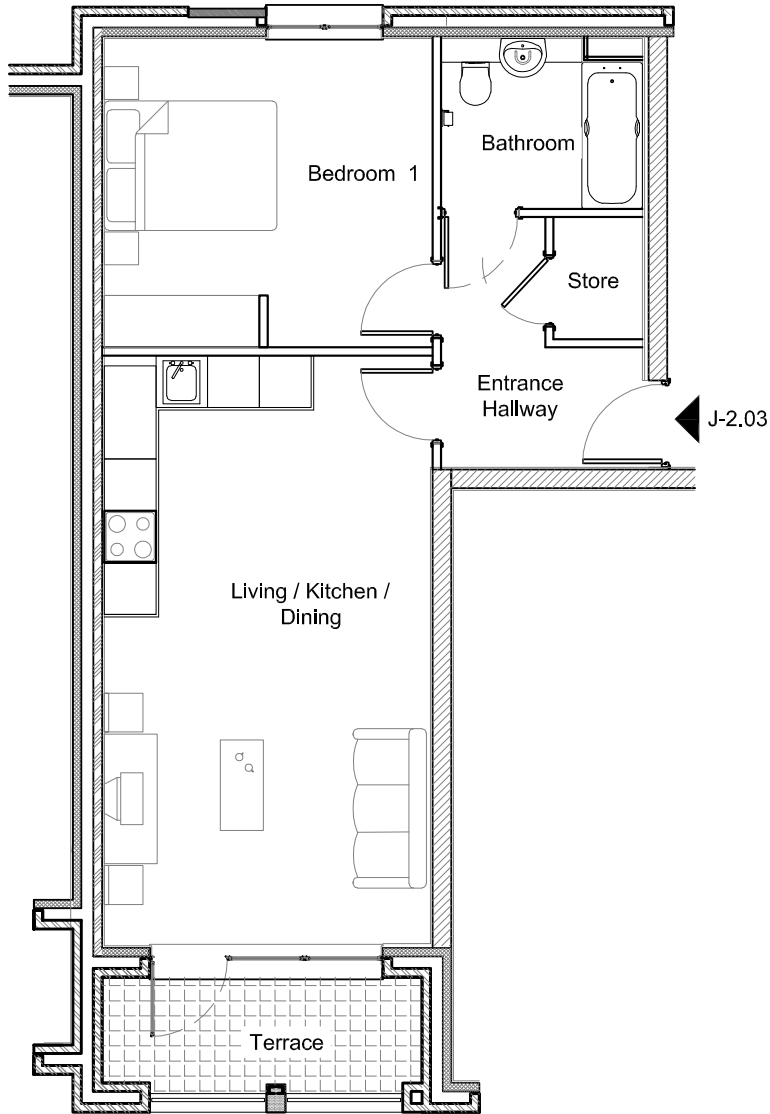
Apartment J2-02
Block 2 Core J
71.5 sqm / 770 sqft
2 Bedrooms
1 Bathroom
Terrace



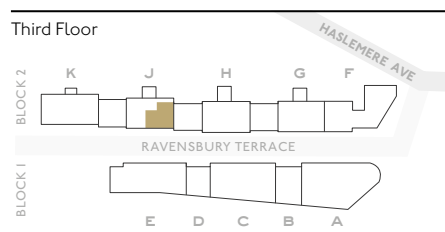
Apartment J2-03
Block 2 Core J
52 SQM / 560 SQFT
1 Bedroom
1 Bathroom
Terrace



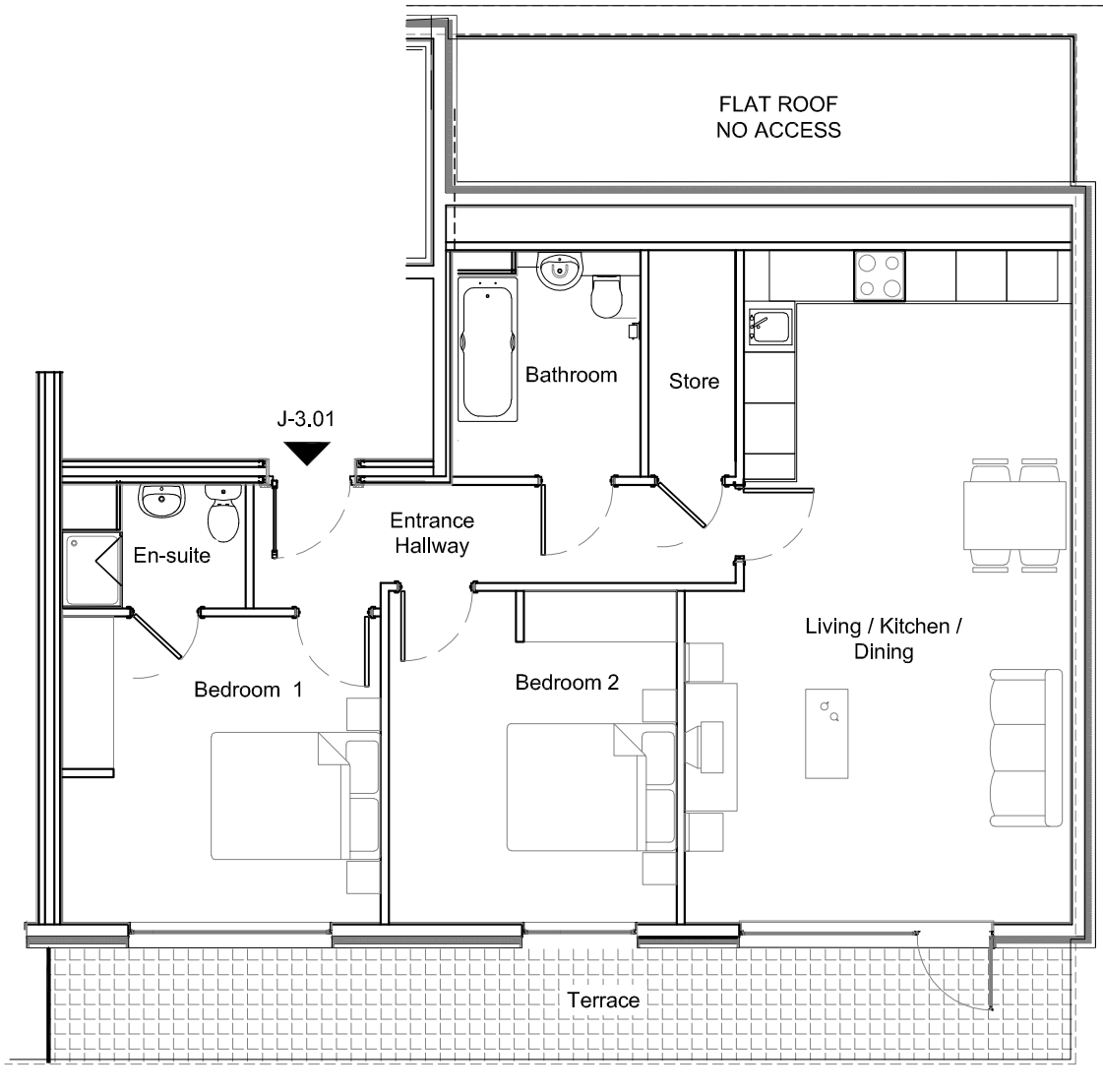
Living/Kitchen/Dining	6.8 × 3.8 m
Bedroom 1	3.8 × 3.6 m
Total	52.0 sqm
	560 sqft
Outside space	5.2 sqm
	56 sqft



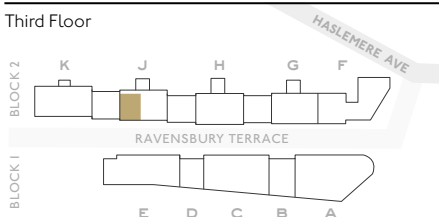
Apartment J3-01
Block 2 Core J
81 SQM / 872 SQFT
2 Bedrooms
2 Bathrooms
Terrace



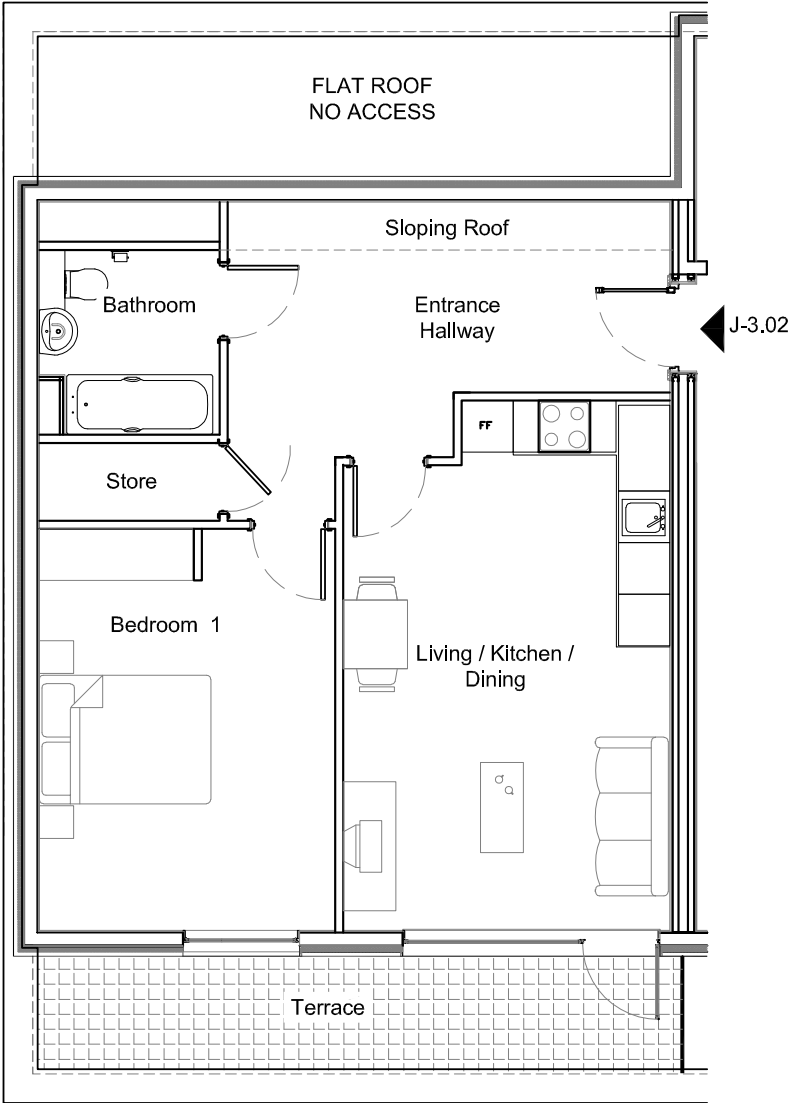
Living/Kitchen/Dining	7.9 × 4.6 m
Bedroom 1	3.8 × 3.6 m
Bedroom 2	3.9 × 3.4 m
Total	81.0 sqm
	872sqft
Outside space	16.5 sqm
	178 sqft



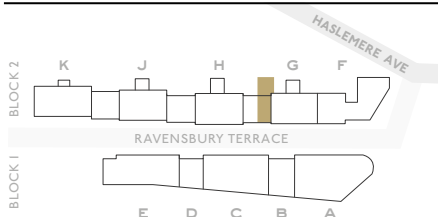
Apartment J3-02
Block 2 Core J
61 sqm / 657 sqft
1 Bedroom
1 Bathroom
Terrace



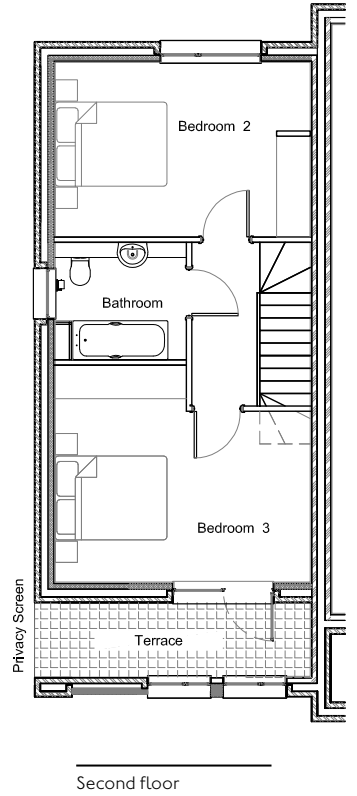
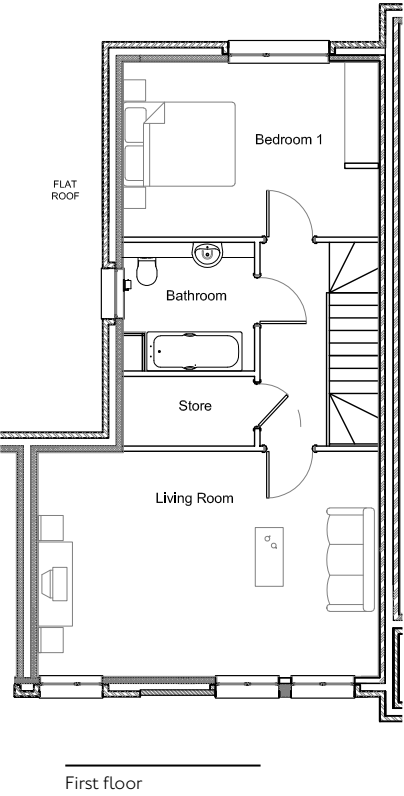
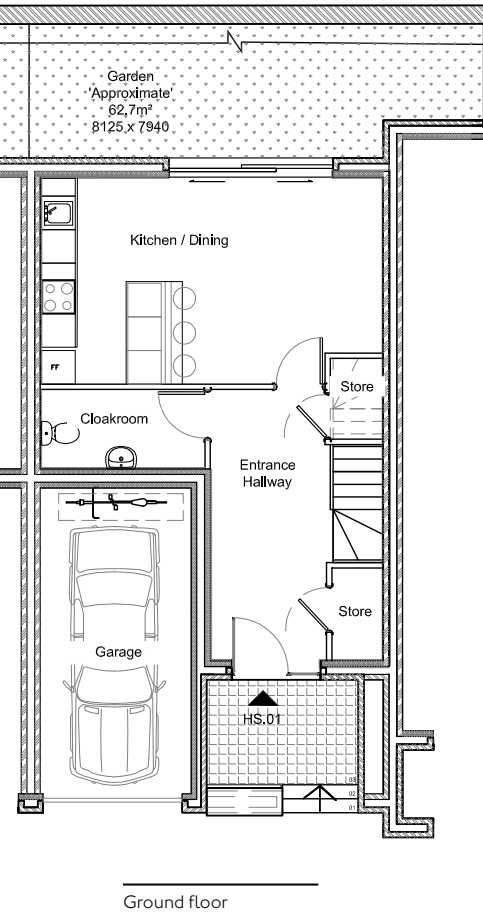
Living/Kitchen/Dining	6.2 × 3.8 m
Bedroom 1	4.7 × 3.5 m
Total	61.0 sqm
	657 sqft
Outside space	10.5 sqm
	113 sqft



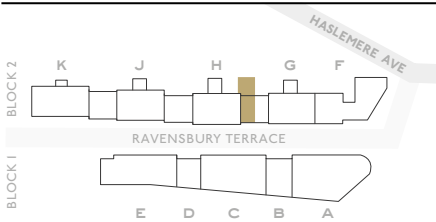
House HS-01
Block 2
154 sqm / 1,658 sqft
3 Bedrooms
2 Bathrooms
Terrace
Garden
Garage



Kitchen/Dining	6.1 × 3.7 m
Living room	6.1 × 4.0 m
Bedroom 1	4.6 × 3.1 m
Bedroom 2	4.6 × 3.1 m
Bedroom 3	4.6 × 3.9 m
Garage	15 sqm
Total	154.0 sqm
	1,658 sqft
Outside space	69.3 sqm
	746 sqft

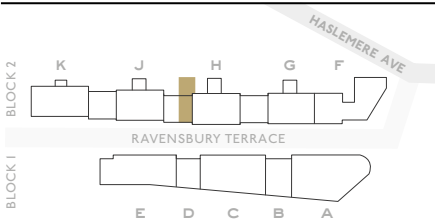


House HS-02
Block 2
145.8 sqm / 1,569 sqft
3 Bedrooms
2 Bathrooms
Terrace
Garden
Garage

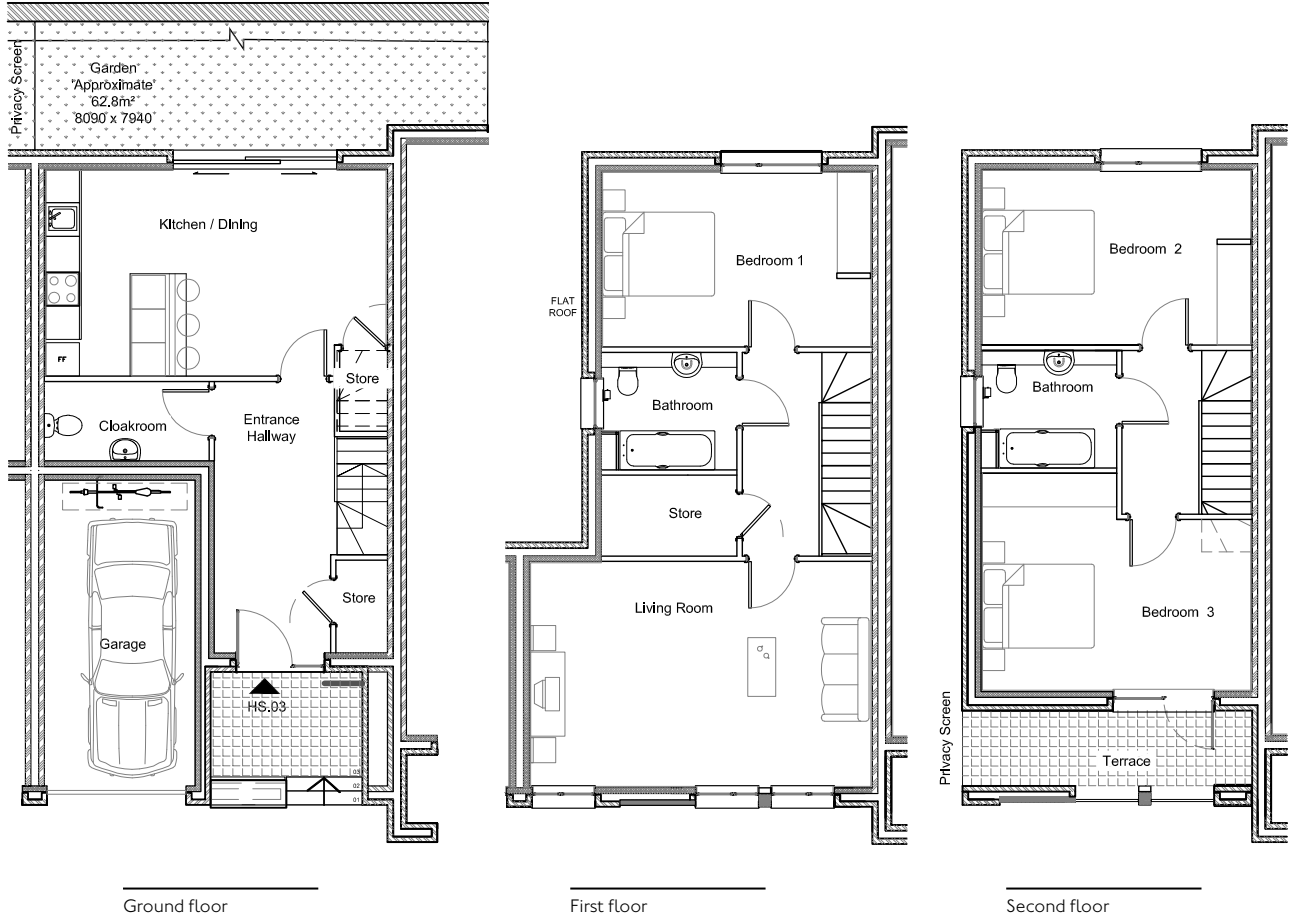
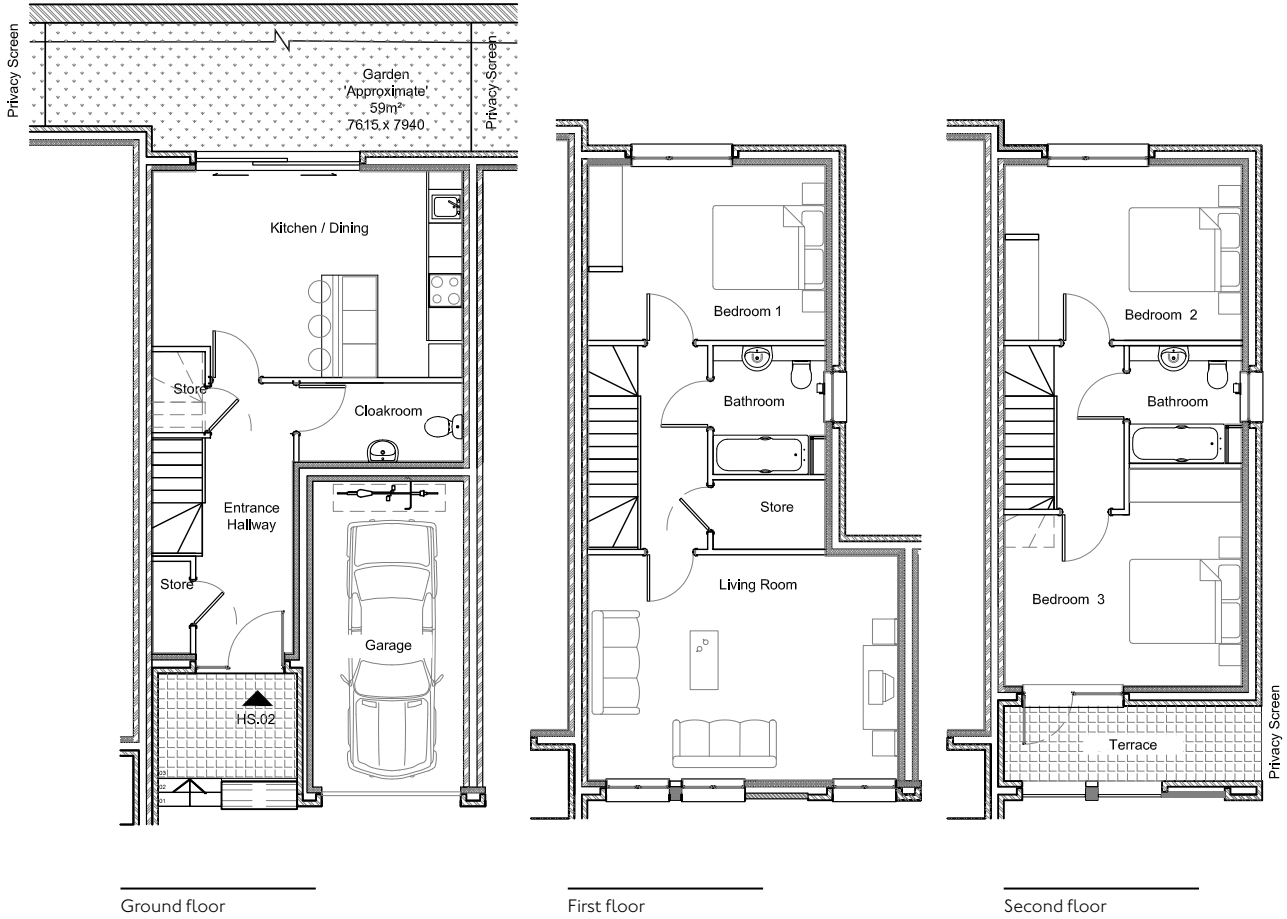


Kitchen/Dining	5.5 × 3.7 m
Living room	5.5 × 4.0 m
Bedroom 1	4.2 × 3.1 m
Bedroom 2	4.2 × 3.1 m
Bedroom 3	4.2 × 3.9 m
Garage	15 sqm
Total	145.8 sqm
	1,569 sqft
Outside space	65.2 sqm
	702 sqft

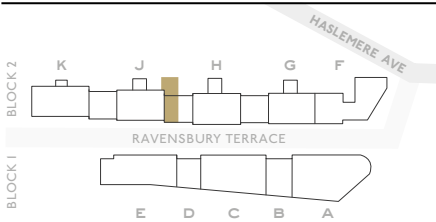
House HS-03
Block 2
162 sqm / 1,744 sqft
3 Bedrooms
2 Bathrooms
Terrace
Garden
Garage



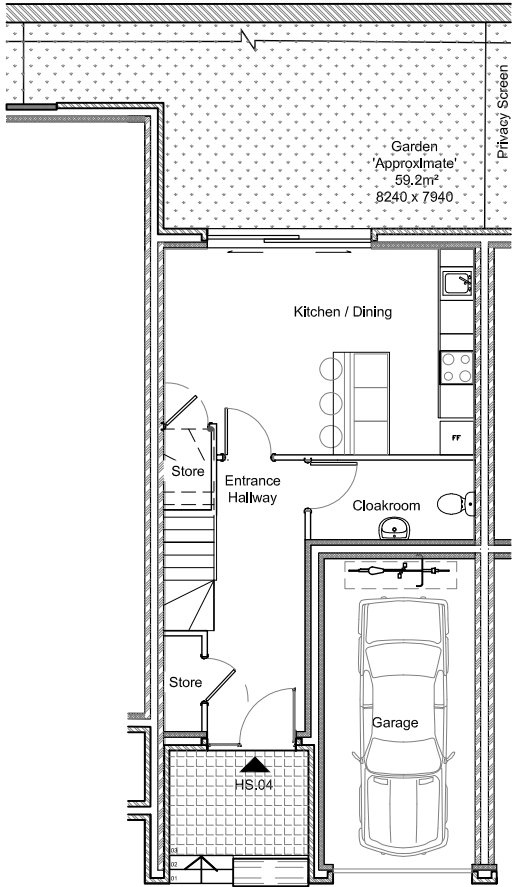
Kitchen/Dining	6.1 × 3.7 m
Living room	6.1 × 4.0 m
Bedroom 1	4.8 × 3.1 m
Bedroom 2	4.9 × 3.1 m
Bedroom 3	4.8 × 3.9 m
Garage	15 sqm
Total	162.0 sqm
	1,744 sqft
Outside space	68.8 sqm
	741 sqft



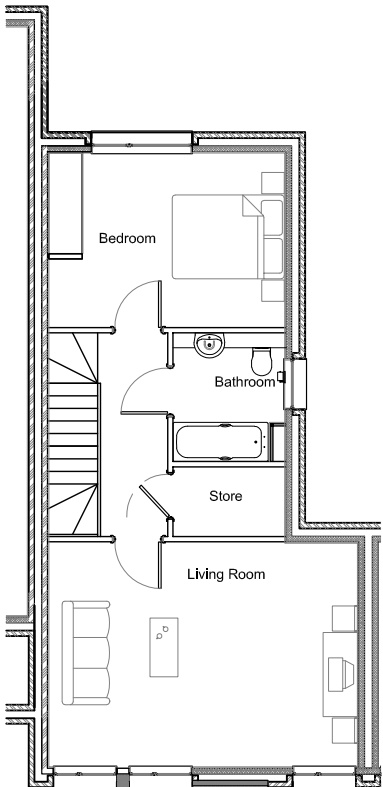
House HS-04
Block 2
145.8 sqm / 1,569 sqft
3 Bedrooms
2 Bathrooms
Terrace
Garden
Garage



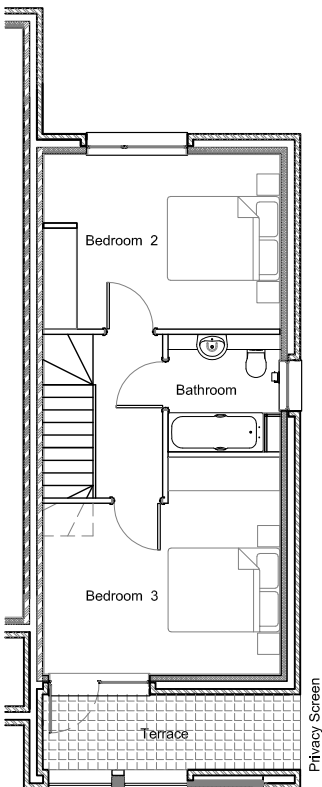
Kitchen/Dining	5.5 × 3.7 m
Living room	5.5 × 4.0 m
Bedroom 1	4.2 × 3.1 m
Bedroom 2	4.2 × 3.1 m
Bedroom 3	4.2 × 3.9 m
Garage	15 sqm
Total	145.8 sqm
	1,569 sqft
Outside space	65.2 sqm
	702 sqft



Ground floor



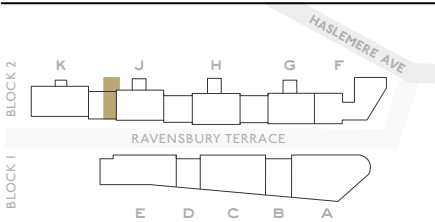
First floor



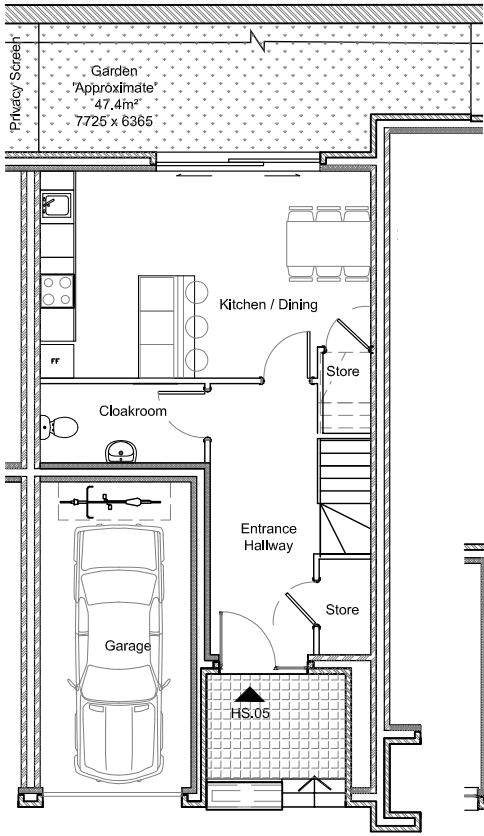
Second floor



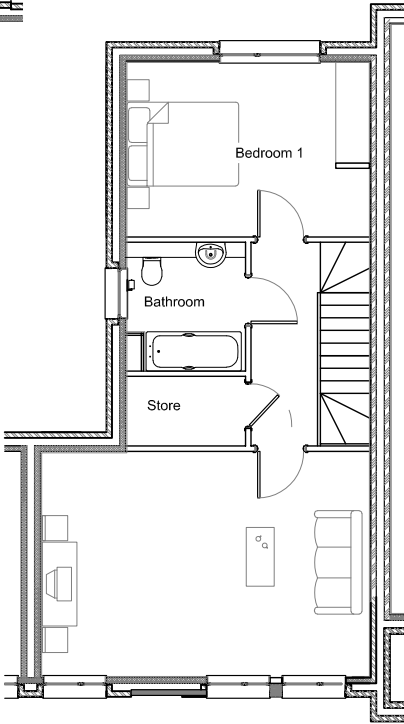
House HS-05
Block 2
151.5 sqm / 1,631 sqft
3 Bedrooms
2 Bathrooms
Terrace
Garden
Garage



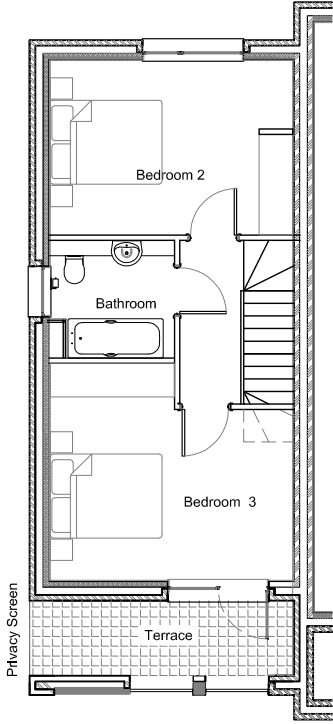
Kitchen/Dining	5.9 × 3.7 m
Living room	5.9 × 4.0 m
Bedroom 1	4.3 × 3.1 m
Bedroom 2	4.3 × 3.1 m
Bedroom 3	4.3 × 3.9 m
Garage	15 sqm
Total	151.5 sqm
	1,631 sqft
Outside space	53.4 sqm
	575 sqft



Ground floor



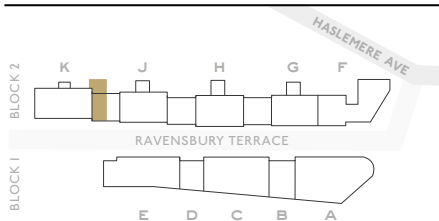
First floor



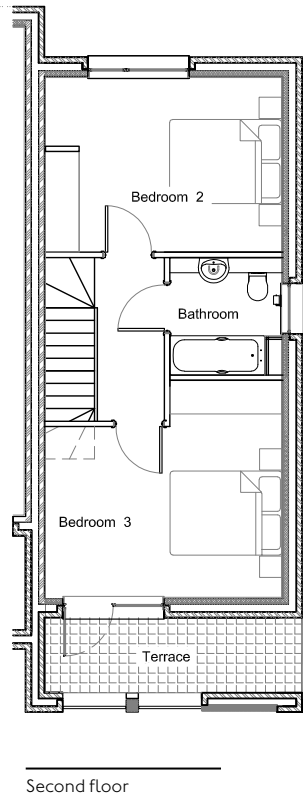
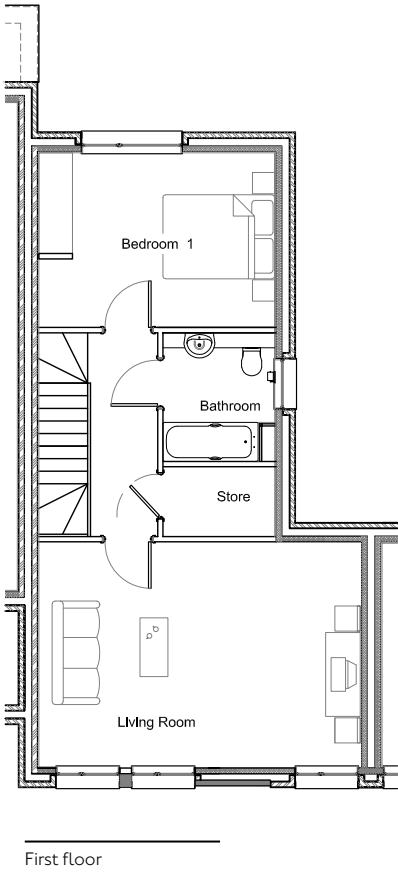
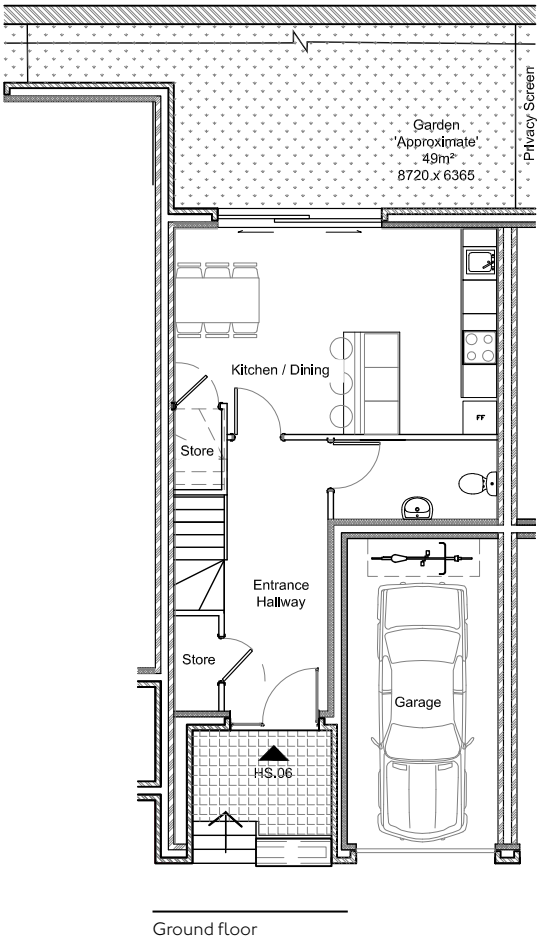
Second floor



House HS-06
Block 2
148.5 sqm / 1,598 sqft
3 Bedrooms
2 Bathrooms
Terrace
Garden
Garage



Kitchen/Dining	5.7 × 3.7 m
Living room	5.8 × 4.0 m
Bedroom 1	4.2 × 3.1 m
Bedroom 2	4.2 × 3.1 m
Bedroom 3	4.2 × 3.9 m
Garage	15 sqm
<hr/>	
Total	148.5 sqm
	1,598 sqft
<hr/>	
Outside space	55.0 sqm
	592 sqft





Contact us for further enquiries:

020 3967 7567

WWW.EARLSFIELDPLACE.CO.UK