

ANWYL
thoughtful homes




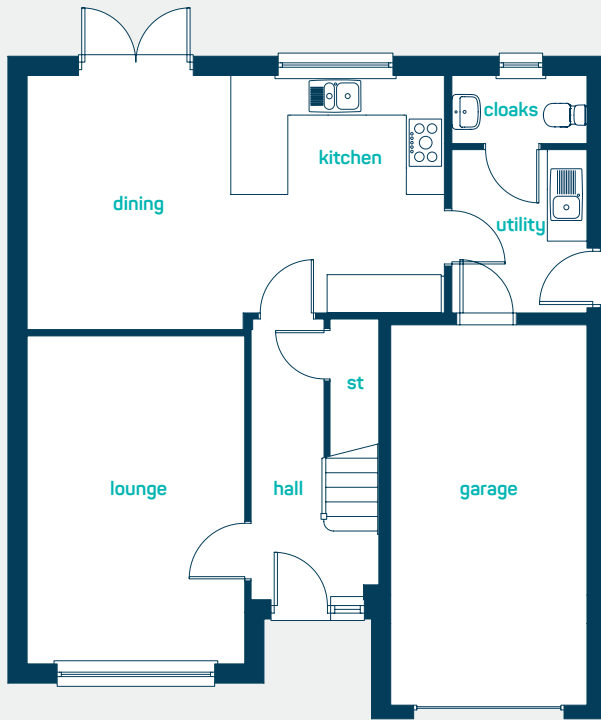
the hartford

4 bed detached with garage

A *spacious* modern 4 bedroom detached home. Key features include feature high ceilings, separate living room, integral garage and an *open plan* kitchen diner.

www.anwylhomes.co.uk



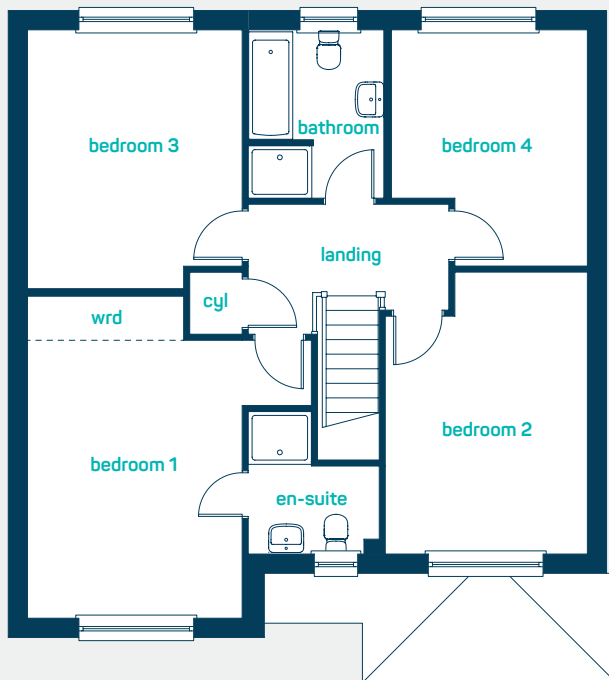


Ideal for
growing families

ground floor

kitchen/dining 21'6" x 13'0"
utility 8'6" x 6'11"
living room 16'10" x 11'1"
cloaks 6'11" x 3'5"

kitchen/dining 6.56m x 3.96m
utility 2.58m x 2.11m
living room 5.13m x 3.38m
cloaks 2.11m x 1.05m



first floor

bedroom 1 16'7" x 11'0"
en-suite 7'4" x 6'9"
bedroom 2 14'6" x 10'5"
bedroom 3 13'4" x 11'0"
bedroom 4 12'2" x 10'1"
bathroom 8'8" x 7'0"

bedroom 1 5.06m x 3.36m
en-suite 2.22m x 2.07m
bedroom 2 4.42m x 3.16m
bedroom 3 4.06m x 3.36m
bedroom 4 3.70m x 3.07m
bathroom 2.63m x 2.14m

the hartford
4 bed detached with garage

ANWYL
thoughtful homes

NEW HOMES QUALITY CODE

NEW HOMES OMBUDSMAN SERVICE

www.anwylhomes.co.uk

Anwyl Homes is a Registered Developer with the NHQB. This is a computer-generated image of the hartford, elevation treatment may vary. Room sizes are approximate, dimensions are taken from the longest room point (please consult homes advisor for measurement points). Plots may be handed and any garages may be single or double. Kitchen and bathroom layouts are indicative. These plans are correct at the time of going to press, but may be subject to change during construction. Please ensure that you check for specific plot details. 01/11/22.

everything considered.