

ANWYL
thoughtful homes

welcome to
Stonebridge Fold
Longridge



03300 244 944
.....

everything considered.

when it comes to new homes, we think of *everything*.

There's so much to consider when you're looking for a new home. From the size to the location, the build quality to the price, making the right choice *really matters*.

At Anwyl Homes, we know what it's like. We should do. After all, we've been building high quality new homes for decades, guiding our customers through the process and helping to unlock happy times ahead.

Whether you're looking for a cosy first property, a spacious family base, or you want to downsize now the kids have moved on, there's an Anwyl home that's right for you.

By combining traditional styling and quality workmanship with the best of today's modern features – not to mention personal touches and friendly smiles every step of the way – your Anwyl experience begins the moment you get in touch. Because with every new home we build, you can be sure we're thinking of you.

Anwyl homes. Everything considered.

*the opportunity to
make your home
your own*

got
questions?
call...
**03300
244 944**



ANWYL
thoughtful homes



the bretton

3 bed semi detached

A 3 bedroom semi-detached home. *Perfect* as a family starter home or for first-time buyers. Key features include an open plan kitchen/diner and master bedroom with en-suite.

www.anwylhomes.co.uk

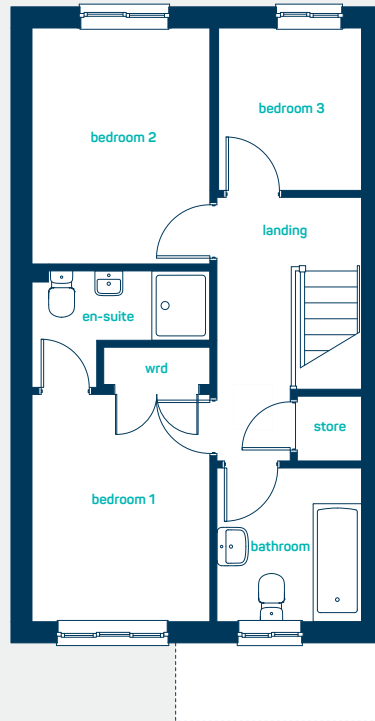
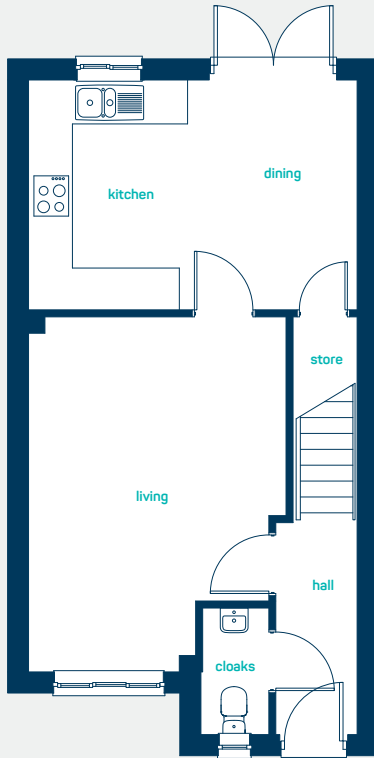
got
questions?

call...

**03300
244 944**

everything considered.

 ideal for
first time buyers



ground floor

kitchen/dining 15'4" x 10'9"
living room 16'8" x 12'0"
cloaks 5'11" x 3'1"

kitchen/dining 4.67m x 3.28m
living room 5.08m x 3.66m
cloaks 1.79m x 0.95m

first floor

bedroom 1 12'10" x 8'4"
en-suite 8'4" x 5'6"
bedroom 2 11'0" x 8'4"
bedroom 3 7'7" x 6'8"
bathroom 7'2" x 6'8"

bedroom 1 3.91m x 2.53m
en-suite 2.53m x 1.67m
bedroom 2 3.35m x 2.53m
bedroom 3 2.30m x 2.04m
bathroom 2.18m x 2.02m

the bretton

3 bed semi detached

www.anwylhomes.co.uk

This is a computer generated image of the bretton, elevation treatment may vary. Room sizes are approximate. Plots may be handed and any garages may be single or double. Kitchen and bathroom layouts are indicative. These plans are correct at the time of going to press, but may be subject to change during construction. Please ensure that you check for specific plot details.
07/05/19

get in
touch...
**03300
244 944**

everything considered.

ANWYL
thoughtful homes



the farndon

4 bed detached

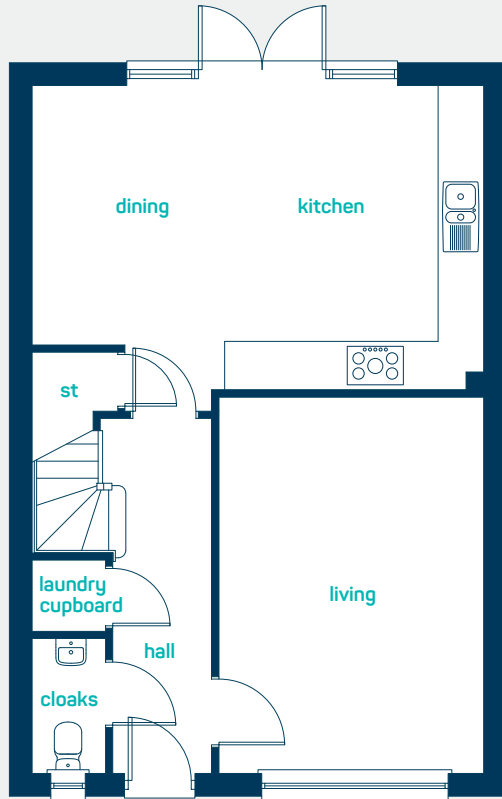
A *spacious* 4 bedroom detached family home. Key features include a large separate living room, master bedroom with en-suite and open plan kitchen, dining room.

www.anwylhomes.co.uk

got
questions?

call...
**03300
244 944**

everything considered.

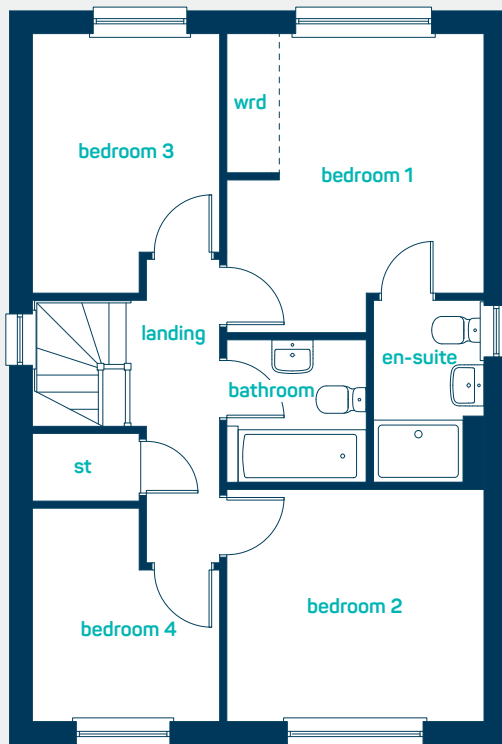


ideal for
spacious
living

ground floor

kitchen/dining	19'7" x 13'2"
laundry cupboard	3'2" x 2'11"
cloaks	5'10" x 3'2"
living room	16'4" x 11'5"

kitchen/dining	5.97m x 4.01m
laundry cupboard	0.96m x 0.90m
cloaks	1.78m x 0.96m
living room	4.97m x 3.48m



first floor

bedroom 1	13'0" x 11'2"
en-suite	8'0" x 4'9"
bedroom 2	11'2" x 10'0"
bedroom 3	11'2" x 8'1"
bedroom 4	9'2" x 8'0"
bathroom	6'3" x 6'1"

bedroom 1	3.96m x 3.40m
en-suite	2.43m x 1.45m
bedroom 2	3.40m x 3.05m
bedroom 3	3.41m x 2.47m
bedroom 4	2.80m x 2.45m
bathroom	1.90m x 1.86m

get in
touch...
03300
244 944

the farndon

4 bed detached

www.anwyhohmes.co.uk

This is a computer generated image of the farndon, elevation treatment may vary. Room sizes are approximate, dimensions are taken from the longest room point (please consult homes advisor for measurement points). Plots may be handed and any garages may be single or double. Kitchen and bathroom layouts are indicative. These plans are correct at the time of going to press, but may be subject to change during construction. Please ensure that you check for specific plot details.

13/05/19

everything considered.



the lymm

4 bed detached with garage

A *spacious* 4-bedroom detached home. The Lymm is thoughtfully designed to make the most of the space available, providing a well-planned open plan living space and a separate lounge in which to relax. Boasting 4 generously sized bedrooms, integral garage, lovely high ceilings and a roofed porch the Lymm is designed for today's family.

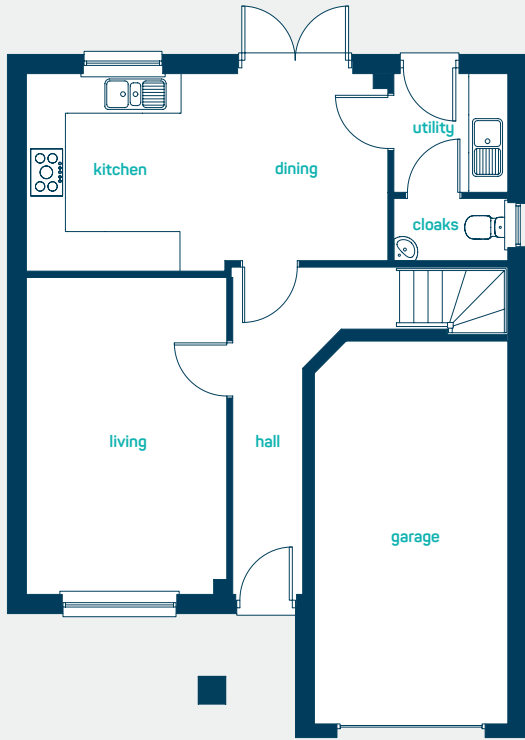
www.anwylhomes.co.uk

got
questions?

call...

**03300
244 944**

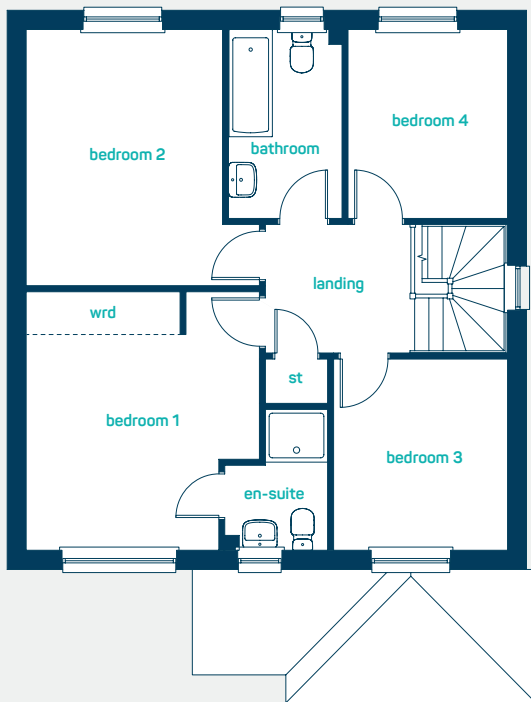
everything considered.



 large open plan
kitchen diner

ground floor

kitchen/dining	18'11" x 10'1"
utility	6'1" x 5'11"
living room	16'3" x 10'5"
cloaks	5'11" x 3'2"
kitchen/dining	5.76m x 3.07m
utility	1.85m x 1.80m
living room	4.96m x 3.18m
cloaks	1.80m x 0.96m



first floor

bedroom 1	13'4" x 12'2"
en-suite	7'3" x 5'5"
bedroom 2	13'2" x 12'2"
bedroom 3	9'10" x 9'1"
bedroom 4	9'9" x 8'4"
bathroom	9'9" x 6'0"
bedroom 1	4.06m x 3.71m
en-suite	2.20m x 1.65m
bedroom 2	4.02m x 3.71m
bedroom 3	3.00m x 2.76m
bedroom 4	2.96m x 2.53m
bathroom	2.96m x 1.82m

get in
touch...
**03300
244 944**

the lymm
4 bed detached with garage

www.anwylhomes.co.uk

This is a computer-generated image of the lymm, elevation treatment may vary. Room sizes are approximate, dimensions are taken from the longest room point (please consult homes advisor for measurement points). Plots may be handed and any garages may be single or double. Kitchen and bathroom layouts are indicative. These plans are correct at the time of going to press, but may be subject to change during construction. Please ensure that you check for specific plot details. 10-01-20 (grand version).

everything considered.

ANWYL
thoughtful homes



the henley
4 bed detached with garage

A *traditional* 4 bedroom detached home. Designed to capture the essence of traditional house building with lovely high ceilings, beautiful bay windows and a roofed porch. Step inside and the henley is thoughtfully designed for modern family life with open plan family space, separate living room and generously sized bedrooms on offer.

www.anwylhomes.co.uk

got
questions?

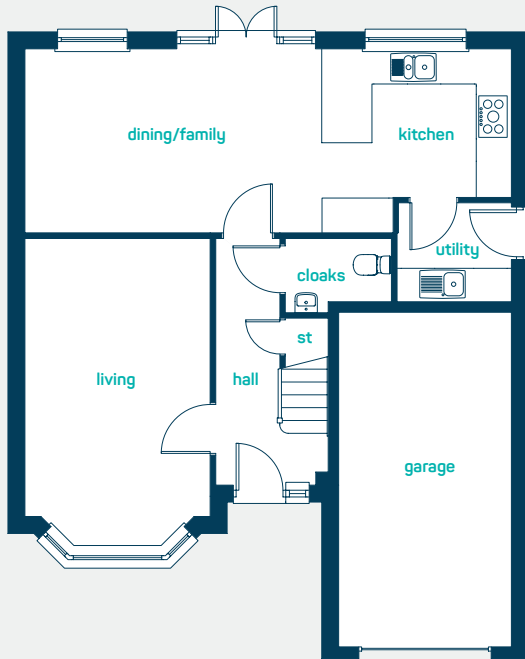
call...
**03300
244 944**

everything considered.



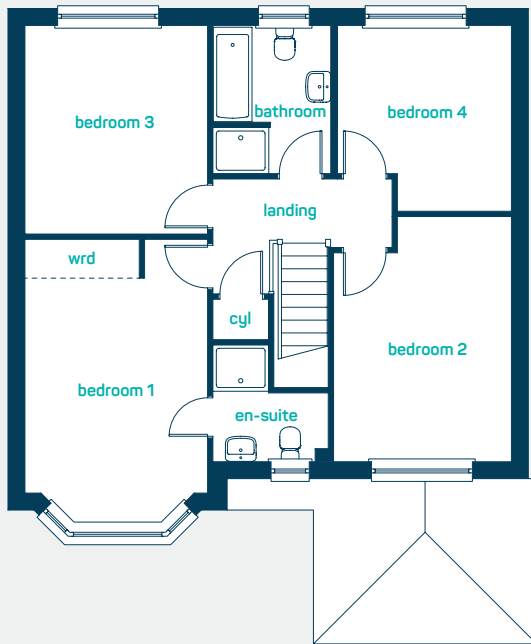
Large open plan
family space

ANWYL
thoughtful homes



ground floor

kitchen/dining/ family	28'6" x 10'8"
utility	6'1" x 5'10"
living room	18'0" x 10'9"
cloaks	6'8" x 4'3"
kitchen/dining/ family	8.67m x 3.25m
utility	1.85m x 1.76m
living room	5.48m x 3.27m
cloaks	2.03m x 1.31m



first floor

bedroom 1	16'9" x 10'8"
en-suite	6'9" x 6'9"
bedroom 2	14'4" x 10'5"
bedroom 3	12'2" x 10'8"
bedroom 4	10'10" x 10'2"
bathroom	8'6" x 6'11"
bedroom 1	5.09m x 3.25m
en-suite	2.07m x 2.07m
bedroom 2	4.37m x 3.16m
bedroom 3	3.72m x 3.25m
bedroom 4	3.31m x 3.09m
bathroom	2.60m x 2.11m

get in
touch...
**03300
244 944**

the henley
4 bed detached with garage

www.anwyllhomes.co.uk

This is a computer generated image of the henley, elevation treatment may vary. Room sizes are approximate, dimensions are taken from the longest room point (please consult homes advisor for measurement points). Plots may be handed and any garages may be single or double. Kitchen and bathroom layouts are indicative. These plans are correct at the time of going to press, but may be subject to change during construction. Please ensure that you check for specific plot details. 13/12/19 (grand version).

everything considered.

ANWYL
thoughtful homes



the hartford

4 bed detached with garage

A *spacious* modern 4 bedroom detached home. Key features include feature high ceilings, separate living room, integral garage and an *open plan* kitchen diner.

www.anwylhomes.co.uk

got
questions?

call...

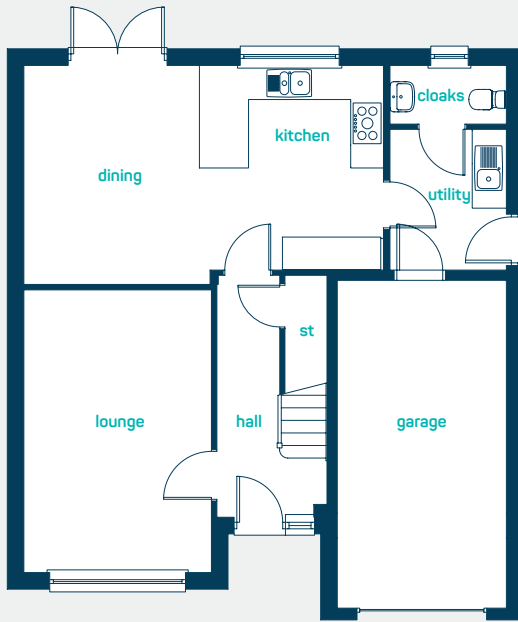
**03300
244 944**

everything considered.



Ideal
for growing families

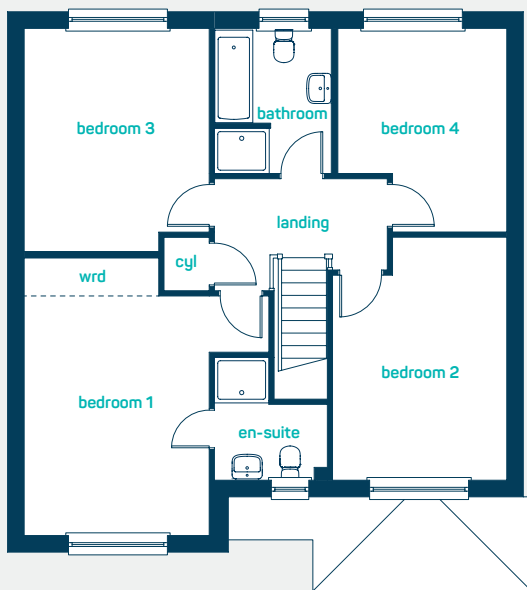
ANWYL
thoughtful homes



ground floor

kitchen/dining 21'6" x 13'0"
utility 8'6" x 6'11"
living room 16'10" x 11'1"
cloaks 6'11" x 3'5"

kitchen/dining 6.56m x 3.96m
utility 2.58m x 2.11m
living room 5.13m x 3.38m
cloaks 2.11m x 1.05m



first floor

bedroom 1 16'7" x 11'0"
en-suite 7'4" x 6'9"
bedroom 2 14'6" x 10'5"
bedroom 3 13'4" x 11'0"
bedroom 4 12'2" x 10'1"
bathroom 8'8" x 7'0"

bedroom 1 5.06m x 3.36m
en-suite 2.22m x 2.07m
bedroom 2 4.42m x 3.16m
bedroom 3 4.06m x 3.36m
bedroom 4 3.70m x 3.07m
bathroom 2.63m x 2.14m

the hartford

4 bed detached with garage

www.anwyllhomes.co.uk

This is a computer generated image of the hartford, elevation treatment may vary. Room sizes are approximate, dimensions are taken from the longest room point (please consult homes advisor for measurement points). Plots may be handed and any garages may be single or double. Kitchen and bathroom layouts are indicative. These plans are correct at the time of going to press, but may be subject to change during construction. Please ensure that you check for specific plot details 09/12/19.

get in
touch...
**03300
244 944**

everything considered.

ANWYL
thoughtful homes



the oakmere
4 bed detached

An *impressive* 4 bedroom detached home, ideal for families.
Key features include large open plan kitchen, dining and family room with a separate living room, utility and study.

got
questions?

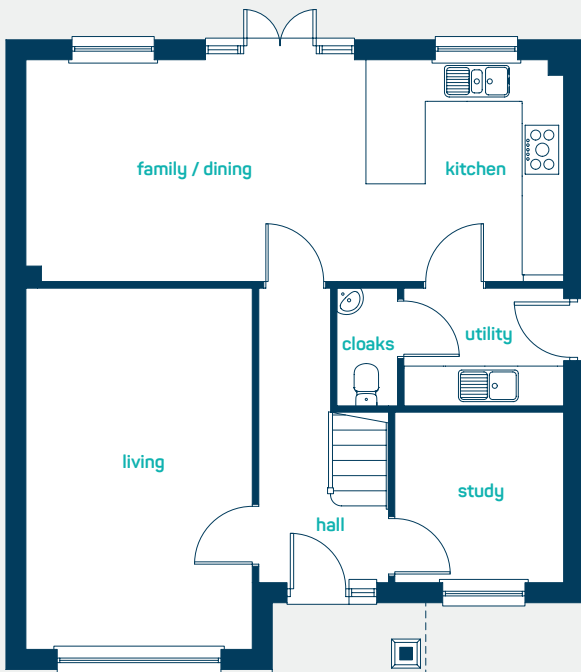
call...
**03300
244 944**

www.anwylhomes.co.uk

everything considered.

Feature
high ceilings

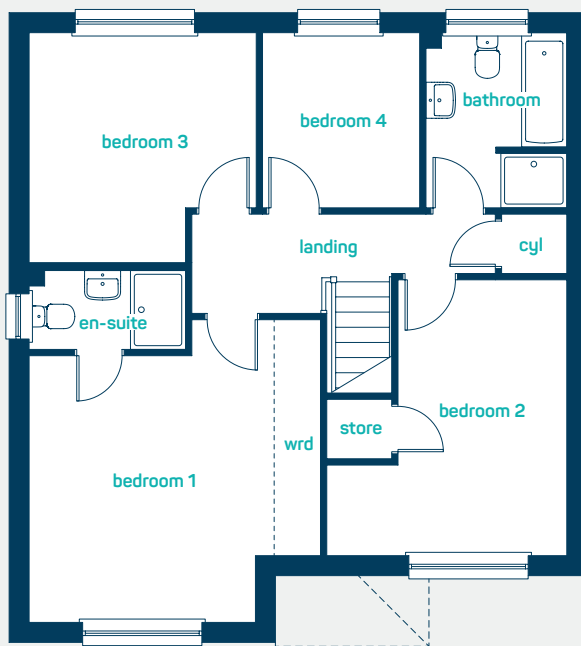
ANWYL
thoughtful homes



ground floor

kitchen/dining	26'7" x 10'11"
utility	7'11" x 5'9"
living room	17'10" x 11'1"
study	8'5" x 8'4"
cloaks	5'9" x 3'0"

kitchen/dining	8.11m x 3.32m
utility	2.40m x 1.76m
living room	5.43m x 3.38m
study	2.56m x 2.54m
cloaks	1.76m x 0.92m



first floor

bedroom 1	15'0" x 14'5"
en-suite	7'9" x 3'11"
bedroom 2	13'8" x 11'10"
bedroom 3	11'4" x 11'3"
bedroom 4	8'8" x 7'10"
bathroom	8'8" x 6'11"

bedroom 1	4.57m x 4.40m
en-suite	2.35m x 1.20m
bedroom 2	4.16m x 3.62m
bedroom 3	3.46m x 3.42m
bedroom 4	2.63m x 2.38m
bathroom	2.63m x 2.11m

get in
touch...
**03300
244 944**

the oakmere

4 bed detached

www.anwylhomes.co.uk

This is a computer generated image of the oakmere, elevation treatment may vary. Room sizes are approximate, dimensions are taken from the longest room point (please consult homes advisor for measurement points). Plots may be handed and any garages may be single or double. Kitchen and bathroom layouts are indicative. These plans are correct at the time of going to press, but may be subject to change during construction. Please ensure that you that you check for specific plot details. 29/09/20.

everything considered.

ANWYL
thoughtful homes



the delamere

4 bed detached with double garage

An *impressive* detached 4 bedroom family home. Generously proportioned and superbly designed the delamere offers open plan modern family living space in addition to a separate living room. Classic exteriors, feature high ceilings combined with modern and thoughtfully considered living space, make this the perfect family home.

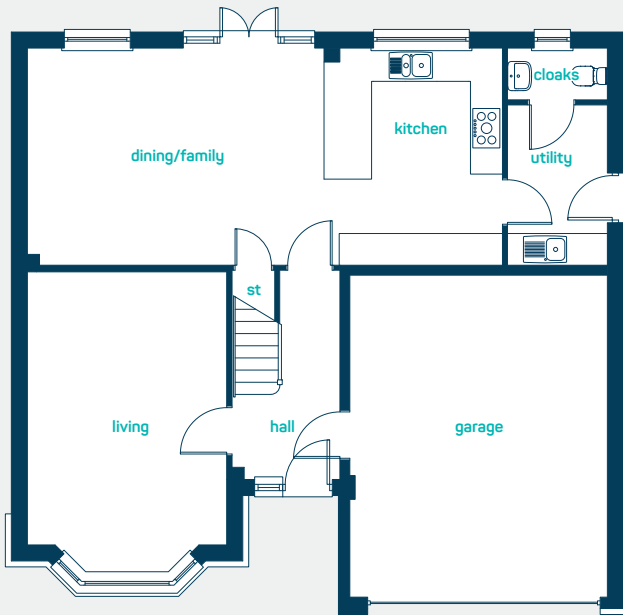
www.anwylhomes.co.uk

got
questions?

call...

**03300
244 944**

everything considered.



ground floor

kitchen/dining/ family	29'5" x 13'5"
utility	9'11" x 6'1"
living room	18'7" x 12'3"
cloaks	6'1" x 3'2"

kitchen/dining/ family	8.97m x 4.08m
utility	3.03m x 1.87m
living room	5.67m x 3.72m
cloaks	1.87m x 0.95m



first floor

bedroom 1	16'2" x 13'1"
dressing room	7'10" x 6'3"
en-suite 1	9'9" x 5'11"
bedroom 2	20'6" x 12'3"
en-suite 2	8'0" x 5'3"
bedroom 3	13'1" x 10'2"
bedroom 4	12'8" x 10'11"
bathroom	9'1" x 8'1"

bedroom 1	4.92m x 3.99m
dressing room	2.38m x 1.90m
en-suite 1	2.96m x 1.80m
bedroom 2	6.25m x 3.72m
en-suite 2	2.43m x 1.59m
bedroom 3	3.99m x 3.10m
bedroom 4	3.87m x 3.33m
bathroom	2.76m x 2.46m

get in
touch...
**03300
244 944**

the delamere

4 bed detached with double garage

www.anwylhomes.co.uk

This is a computer generated image of the delamere, elevation treatment may vary. Room sizes are approximate, dimensions are taken from the longest room point (please consult homes advisor for measurement points). Plots may be handed and any garages may be single or double. Kitchen and bathroom layouts are indicative. These plans are correct at the time of going to press, but may be subject to change during construction. Please ensure that you check for specific plot details.
13/12/19 (grand version).

everything considered.

Stonebridge Fold

Longridge



thoughtful homes



key

bretton	farndon
lymm	stratford
henley	hartford
oakmere	delamere

street lights

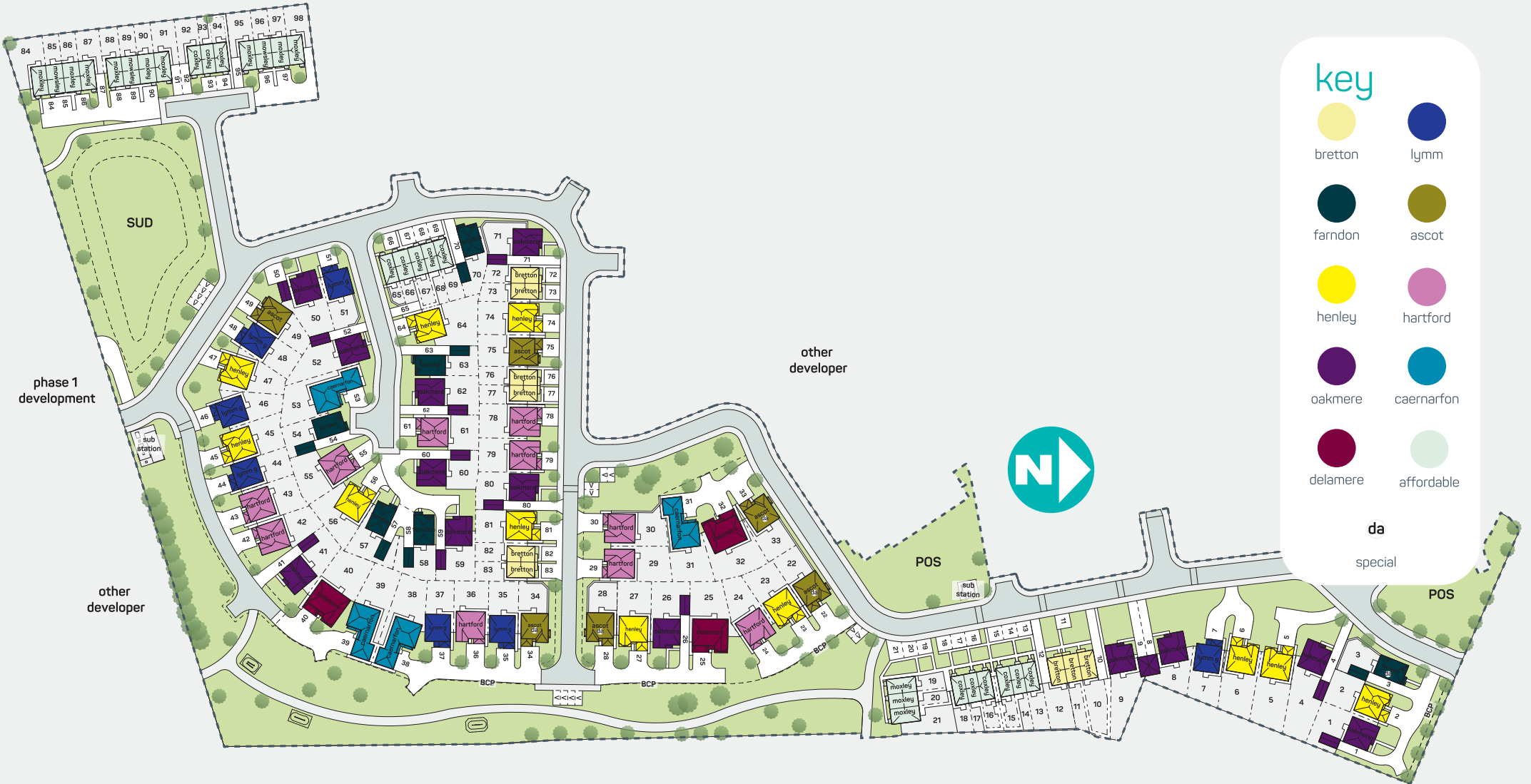
This plan is a general site layout, not to scale and is intended for guidance only. It does not form any part of the contract. The plan does not show ownership boundaries, easements or wayleaves. Anwyl Homes reserve the right to alter or replan at any time. Please ask our site homes advisor for specific plot details. Turf to rear gardens is not provided.

everything considered.

Stonebridge Fold

Phase two

ANWYL
thoughtful homes



key

- bretton
- lymm
- farndon
- ascot
- henley
- hartford
- oakmere
- caernarfon
- delamere
- affordable

da
special

everything considered.

This plan is a general site layout, not to scale and is intended for guidance only. It does not form any part of the contract. The plan does not show ownership boundaries, easements or wayleaves. Anwyl Homes reserve the right to alter or replan at any time. Please ask our site homes advisor for specific plot details. Turf to rear gardens is not provided. 01/12/21

Stonebridge Fold show home *locator*



the henley

Show home located here at Stonebridge Fold

You are here



the oakmere

Show home located here at Stonebridge Fold

You are here



the delamere

Show home located at Bluebell Meadows, Fulwood PR2 9LY

6 miles



the hartford

Show home located at Bluebell Meadows, Fulwood PR2 9LY

6 miles

Please be advised, there will be variations in the layout and the dimensions between the show homes and the homes at this development. For full details on this, please speak to the homes advisor.

Stonebridge Fold show home *locator*



the lymm

Show home located at
Priors Gardens, Burscough
L40 7RE

27
miles



the stratford

Show home located at
Lea Grange, St Helens
WA9 5FT

35
miles



the farndon

Show home located at
Edenhurst Grange, Bowring Park
L16 2LA

48
miles



the bretton

We're sorry, there's no
show home available

Please be advised, there will be variations in the layout and the dimensions between the show homes and the homes at this development. For full details on this, please speak to the homes advisor.

www.anwylhomes.co.uk

call: **01772 286 095**



got questions?
call 03300 244 944



Email: sales@anwyl.co.uk
Stonebridge Fold, Whittingham Road, Longridge,
Preston, PR3 2AB

www.anwylhomes.co.uk

**CONSUMER
CODE FOR
HOME BUILDERS**
www.consumercode.co.uk


APPROVED CODE
TRADINGSTANDARDS.UK

everything considered.