

A WORK-LIFE CHANGING EXPERIENCE



CONTENTS

03 WORK-LIFE CHANGING EXPERIENCE

04 ANYTHING BUT SQUARE

06 WHERE BUSINESS MEETS LEISURE

07 WHERE WELLNESS WORKS

08 A DESTINATION

11 WORK-LIFE CHANGING SPACE

14 A VISION

16 TALK TO US

1 NEWBRIDGE SQUARE, SWINDON, SN1 1BY

INTRODUCTION

1 Newbridge Square offers a modern business infusion with contemporary, Cat A office and retail space, effectively designed with a user-centred approach. Regenerating Swindon's business district with a full focus on wellness, ESG and a future-proof vision.

We envisage a customer-orientated experience from the moment you walk through the door. Be pleasantly greeted at the concierge desk with an array of services available to enhance your business and your well-being throughout the day. Using recycled materials, we enhance our sustainability practices through green walls, planters, music curators and relaxing scent diffusers.





EXPERIENCE WORK

THIS WAY

WORK-LIFE COMMUNITY

Join in an engaging community of like-minded professionals and businesses within a people focused environment. Reap the benefits of networking throughout the year with onsite collaboration opportunities, presenting the likelihood of generating valuable business connections and rapport.

Bringing together a favourable mix of retail and office departments, working life at 1 Newbridge square further promotes business productivity and individual work-life balance.



ANYTHING BUT SQUARE

A FIRST FOR SWINDON

1 Newbridge Square is different. A workspace experience never seen before in Swindon where every touchpoint has been considered, moulded around the customer's wants and needs. It's a building that is not just moving with the trends it's leading them.





4

3

2

1

G

MEETING SUITE

WHERE BUSINESS MEETS LEISURE



A POSITIVE WORKING ENVIRONMENT

Designed with wellbeing prioritised, we present a balanced, comforting, and serene ambience from the reception area, right through to your desk.


Scattering a handful of casual and informal breakout spaces, employees can take a breather and relax in dedicated community spaces within the building. Offering an inspiring range of wellness functions such as yoga and group therapy sessions, we aim to establish a healthy, resilient, and positive working environment where people will feel energised and rejuvenated throughout their workday. Promoting a regenerative, user-enhanced design, 1 Newbridge Square is built for the people, the business and the future.






WHERE WELLNESS WORKS

FACILITIES FOCUSED ON PEOPLE AND PLANET FIRST.




CYCLE & SCOOTER PROVISIONS




ENERGY EFFICIENT VRF SYSTEM



BUSINESS LOUNGE & RECEPTION



SHOWERING FACILITIES




FITNESS AND GYM FACILITIES



CAR PARKING RATIO 1:552



FITWELL



EV CHARGING



BREEAM EXCELLENT TARGET



EPC A TARGET



TARGETED NET ZERO CARBON



WIRED SCORE



IN THE HEART OF THE ACTION

THE PERFECT DESTINATION

Swindon's unparalleled connectivity to London and the South of England is a key attraction for businesses and individuals. Live, work and play in the heart of Swindon Town.

UK Space Agency
UK Research and Innovation

Swindon Train Station
4 min. walk

Prepay Solutions

P **Train Station Car Park**
375 spaces // 5 min. walk

BCS
Aecom
RWK Goodman

Kimmerfields Development

Swindon Bus Station
2 min. walk

Network Rail

Zurich

P **Whalebridge Multi Storey**
840 spaces // 7 min. walk

P **Fleming Way Car Park**
654 spaces // 4 min. walk

The Parade
6 min. walk

A DESTINATION

TRAVEL TIMES

LOCATION	RAIL	ROAD
London Paddington	50 mins	1 hr 35 mins
Reading	27 mins	55 mins
Bath	29 mins	42 mins
Bristol Temple Meads	40 mins	45 mins
Oxford	50 mins	36 mins
Heathrow	1 hr 20 mins	1 hr 6 mins
Gloucester	45 mins	45 mins



SPEARHEADING A LARGER MOVEMENT IN SWINDON



Swindon Council and local developers are working closely to bring forward over £1 billion of major new development projects in the town centre, comprising of a multi-purpose civic space incorporating a new museum exhibition space and a 1,200 seat arena.

There are also plans for the proposed £33m Bus Boulevard scheme developed by the Council would see Fleming Way completely transformed to include a new public open space on the north side with a green central spine to reflect the old canal that used to run along the road.



KIMMERFIELDS

A new 10 acre mixed use office and residential development in the heart of Swindon town centre.







ARCHITECT BLOCK PLAN


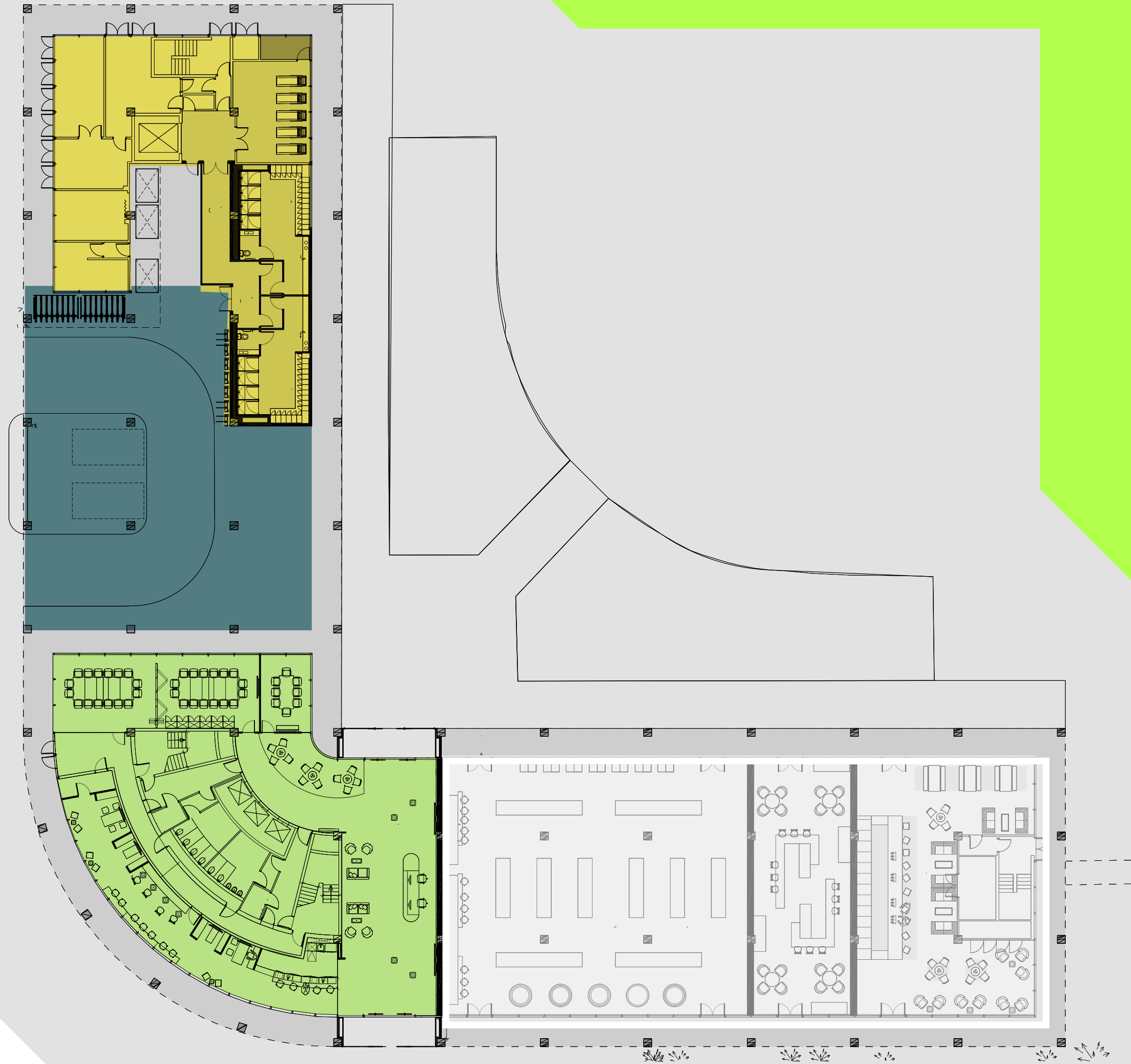


- A space to re-energise
- On-site fitness facilities available
- Shower amenities

- On-site vehicle parking & charging stations
- Electric scooter and bicycle zones
- Drop off and collections area

- Welcoming reception area with concierge
- Flexible meeting rooms
- Event and wellness space

- Supportive neighbouring businesses
- Variety of on-site local retailers



Plans not to scale. For identification purposes only.

GROUND FLOOR PLAN

A

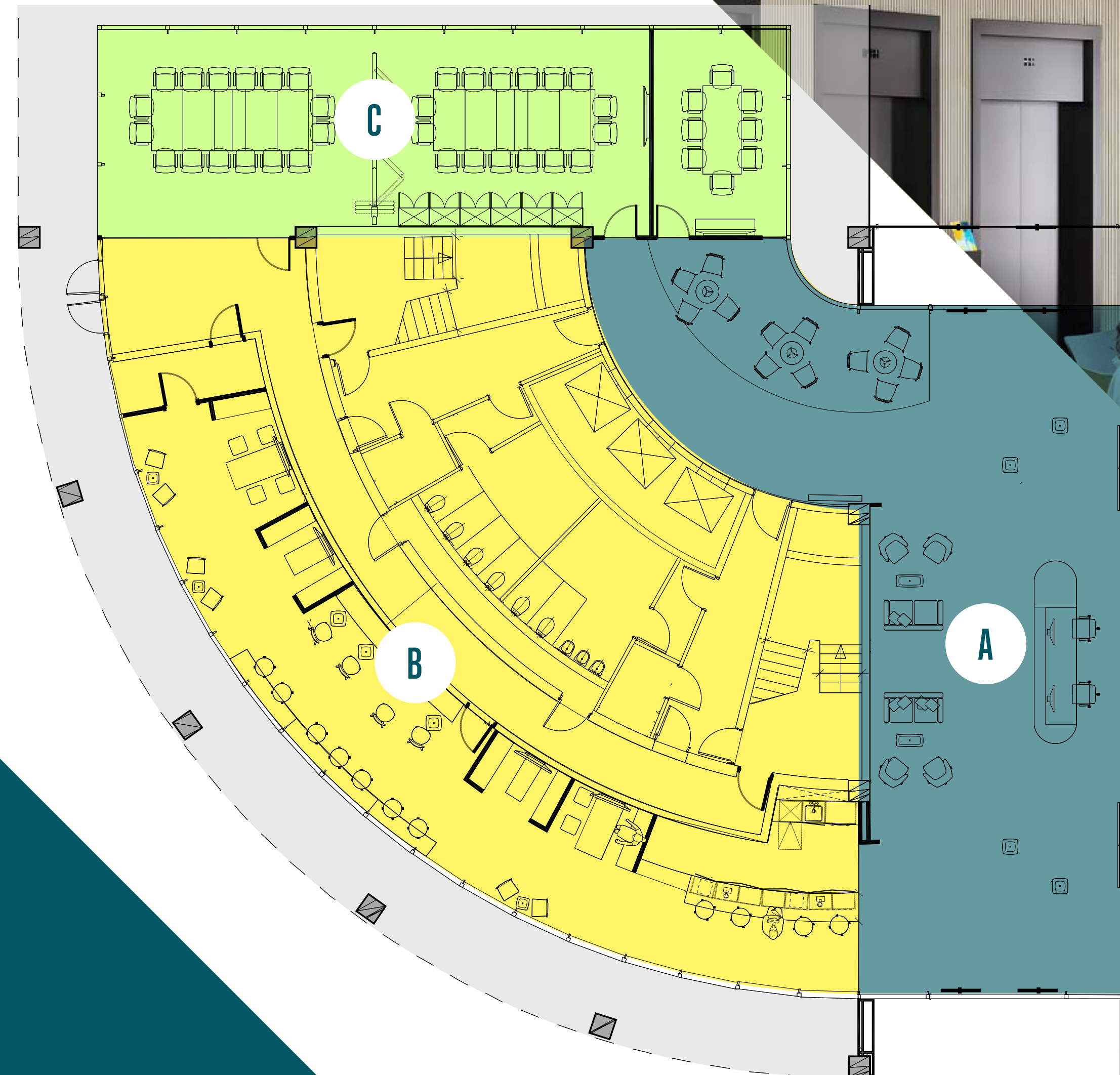
- Key transitional space
- Client focused concierge
- Media content
- Biophilic experience

B

- Open refreshments area
- Interactive spaces
- Collaboration space
- Seamlessly connected technology

C

- Meeting room suite
- Flexible for various work modes
- Versatile event space
- Direct access to media



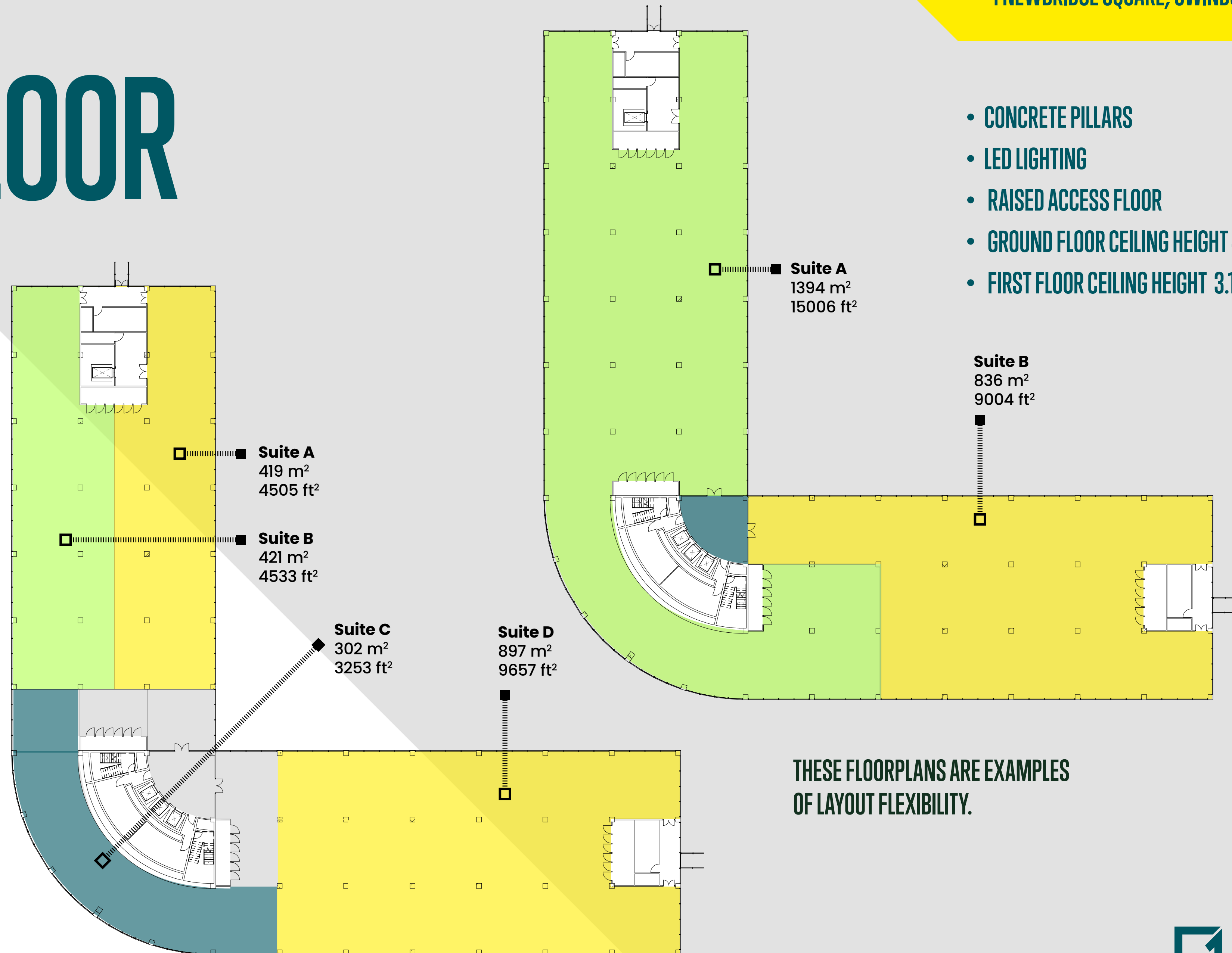
Plans not to scale. For identification purposes only.



Cat B inspiration

UPPER FLOOR PLANS

- FLEXIBLE FLOORPLATES TO SUIT ANY REQUIREMENTS
- SUITES AVAILABLE FROM 3,000 SQFT UP TO CIRCA 96,000 SQFT
- OCCUPANCY RATIO 1:8 SQM PER PERSON



- CONCRETE PILLARS
- LED LIGHTING
- RAISED ACCESS FLOOR
- GROUND FLOOR CEILING HEIGHT 4.23M
- FIRST FLOOR CEILING HEIGHT 3.12M

THESE FLOORPLANS ARE EXAMPLES OF LAYOUT FLEXIBILITY.

Plans not to scale. For identification purposes only.

JOURNEY TO NET ZERO CARBON



TARGETING BREEAM EXCELLENT



TARGETING NET ZERO CARBON



TARGETING EPC A RATING



DELIVERING CAT-A & B FIT OUT

A VISION

We envisage a climate-positive environment through delivering a whole life carbon approach. With a future proof building combined a solid eco-strategy 1 Newbridge Square provides a healthy, sustainable, and productive business setting.

On our journey to zero net carbon, we implement an environmental management system which minimises onsite energy usage.

We specify materials and products which have a low-carbon impact to ensure we stay on track towards NZC goals and EUI targets.



1 NEWBRIDGE SQUARE, SWINDON, SN1 1BY

TALK TO US



General Enquiries:
0845 500 6161
enquiries@fi-rem.com

FIREM Ltd, Cushman & Wakefield and loveday for themselves, vendors or lessors of this property whose agents they are, give notice that, (i) the particulars are set out as a general outline only for the guidance of intending purchasers or lessees, and do not constitute, or any part of, an offer or contract; (ii) all descriptions, dimensions, references to condition and necessary permissions for use and occupation, and other details are given with all good faith without responsibility and any intending tenants should not rely on them as statements or representations of fact but must satisfy themselves by inspection or otherwise as to the accuracy; (iii) no person in the employment of FIREM Ltd, Cushman & Wakefield and loveday has any authority to make or give any representations or warranty in relation whatsoever in relation to this property. iv) all rentals and prices are quoted exclusive of VAT. November 2022.

Crafted by cab Property.

