

M57 JCN 2

NEON

@KNOWSLEY

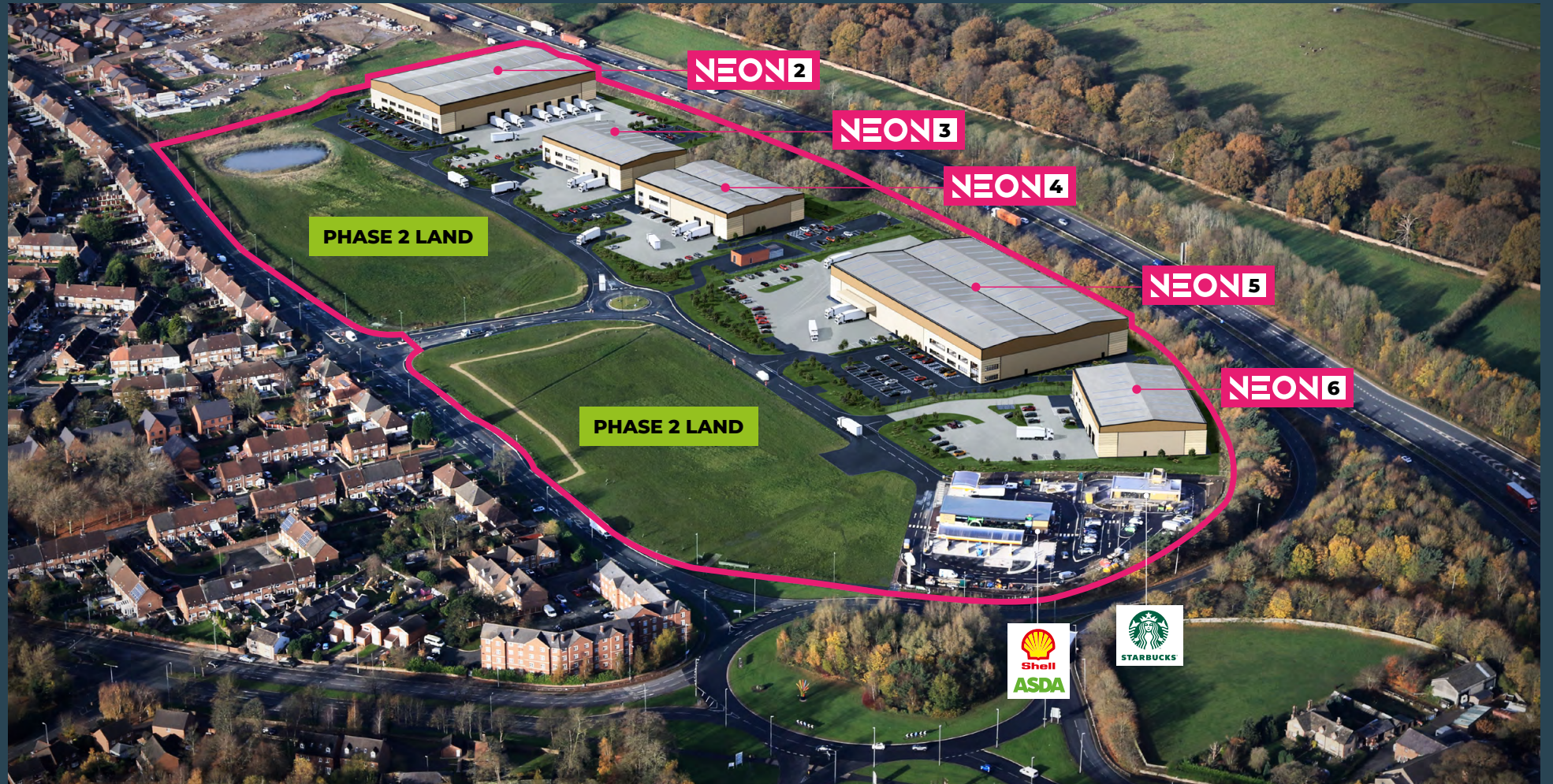
A DEVELOPMENT BY

MARSHALL

COMMERCIAL DEVELOPMENT OPPORTUNITIES

01422 376 821

WWW.MARSHALLCDP.COM



FOR SALE / TO LET
NEW BESPOKE INDUSTRIAL / MANUFACTURING / DISTRIBUTION UNITS
FROM 22,000 TO 73,000 SQ FT
(2,043 - 6,782 SQ M)

ENTER



M57 JCN 2

NEON
@KNOWSLEY

DESCRIPTION

THE SITE

LOCATION & SITUATION

KNOWSLEY

ACCOMMODATION

SPECIFICATION

GALLERY

MARSHALL

FURTHER INFO



DESCRIPTION



Phase I comprises a new build, 5 unit industrial/logistic development providing 197,500 sq ft. Phase II will provide an additional 106,500 sq ft.



Each unit will provide a highly specified detached warehouse of steel portal frame construction on a secure self-contained site with accommodation ranging from 22,000 sq ft - 73,000 sq ft.



Sustainability will be at the heart of the development. All buildings will be constructed and offer a target BREEAM Excellent rating, EPC A rating, Net Carbon Zero, Solar panel provision.



M57 JCN 2

NEON
@KNOWSLEY

DESCRIPTION

THE SITE

LOCATION & SITUATION

KNOWSLEY

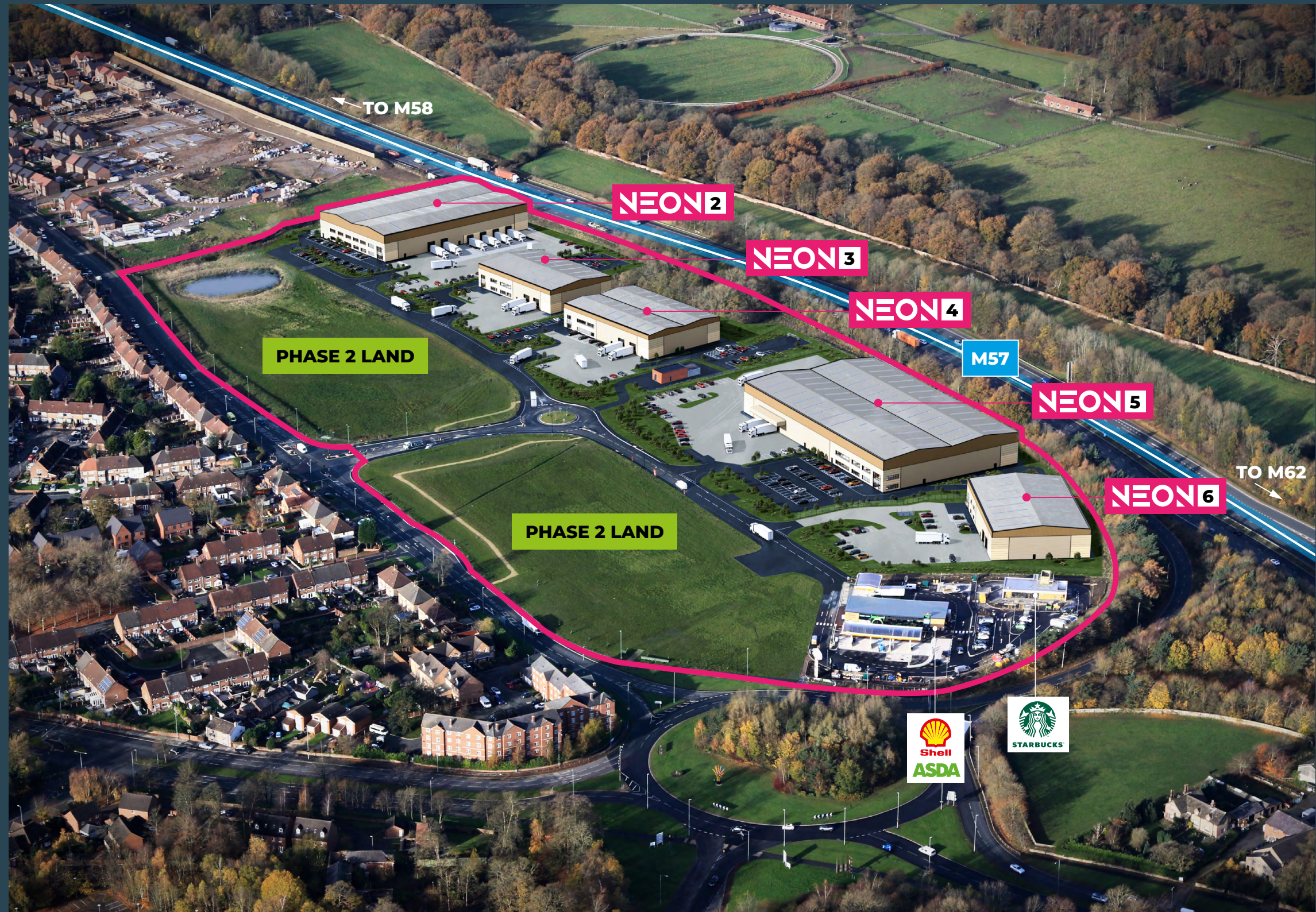
ACCOMMODATION

SPECIFICATION

GALLERY

MARSHALL

FURTHER INFO





DESCRIPTION

THE SITE

LOCATION & SITUATION

KNOWSLEY

ACCOMMODATION

SPECIFICATION

GALLERY

MARSHALL

FURTHER INFO



LOCATION

Knowsley is situated approximately 11 miles (17 kilometres) east of Liverpool and 30 miles (48 kilometres) west of Manchester.

Knowsley is served by the M57, M56, M62, M58 and M6 making it an excellent strategic industrial/distribution location in which to serve the North West of England and wider UK area.

The M62 motorway connects Liverpool to Leeds via the M60 orbital motorway.



M57 JUNCTION 2
0.2 MILES
(1 MINUTE DRIVE)



PRESCOT STATION
1.8 MILES
(5 MINUTES DRIVE)



LIVERPOOL AIRPORT
11 MILES
(25 MINUTES DRIVE)

MANCHESTER AIRPORT
30 MILES
(35 MINUTES DRIVE)



PORT OF LIVERPOOL
12 MILES
(22 MINUTES DRIVE)

SITUATION

Neon, Knowsley benefits from immediate access to Junction 2 of the M57 motorway.

- Junction 1 (Huyton) is situated within 3 miles (5 minutes) and connects with the M62 motorway at Tarbock Island.
- Junction 4 M57 (Knowsley) provides connections with East Lancs Road (A580) within 5 miles (6 minutes), a main arterial route providing connections between Liverpool and Manchester.
- M57 interconnects with the M58 at Switch Island and provides connections to Skelmersdale and North Liverpool.

Liverpool2 is Peel Ports' deep water container terminal and situated within 12 miles (22 minutes) accommodating 95% of the global container vessel fleet, Liverpool2 will enable the Port of Liverpool to house two 13,500 TEU post-Panamax vessels simultaneously. This creates the capacity to handle the next generation of container ships and will enable the Port of Liverpool to be the UK's national gateway and transshipment hub for Ireland.



M57 JCN 2

NEON
@KNOWSLEY

DESCRIPTION

THE SITE

LOCATION & SITUATION

KNOWSLEY

ACCOMMODATION

SPECIFICATION

GALLERY

MARSHALL

FURTHER INFO



FREEPORT STATUS

Liverpool City Region achieved Freeport Status in March 2021. Freeport goods can be imported, manufactured and re-exported without being subject to customs checks, paperwork or tariffs.*

- Free Zone – An enclosed, secure customs zone.
- Certain standard tax and customs rules do not apply.
- Reduced import tariffs on goods.
- Allows for storage and manufacture of imported goods.
- Provides the ability to add value before goods are exported again.

INVESTMENT ZONE

Neon forms part of Liverpool City Region's Life Sciences Investment Zone. Backed by £80 million in government funding, the Investment Zone will benefit from a range of interventions which could include skills, infrastructure and tax reliefs, depending on local circumstances. Liverpool City Region set to gain 4,000 jobs as the UK's second Investment Zone.

*Any freeport benefits will be subject to the status of the tenant/purchaser.



M57 JCN 2

NEON
@KNOWSLEY

DESCRIPTION

THE SITE

LOCATION & SITUATION

KNOWSLEY

ACCOMMODATION

SPECIFICATION

GALLERY

MARSHALL

FURTHER INFO



ACCOMMODATION



Unit No.	Warehouse (sq ft)	Ground Floor Office (sq ft)	First Floor Office (sq ft)	Total (sq ft)	Total (sqm)	Dock Loading Door	Level Access Loading Door	Eaves Heights (metres)	Car Parking Spaces	Yard Depth (metres)	Power (KVA)
2	48,500	1,500	1,500	51,500	4,785	4	2	12	84	48	250
3	20,000	-	2,000	22,000	2,044	-	2	10	39	40	100
4	20,500	4,500	4,500	29,500	2,741	-	2	10	61	43	200
5	67,000	3,000	3,000	73,000	6,782	2	4	12	131	40	335
6	20,000	-	1,500	21,500	1,997	-	2	10	34	45	100

SPECIFICATION

The units will be built to the highest specification:



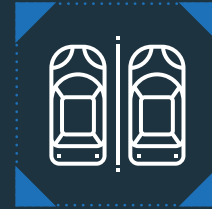
**BREEAM EXCELLENT /
TARGET NET ZERO CARBON**



EPC "A" RATING



**5-10% OFFICE/STAFF
ACCOMMODATION**



**DEDICATED ON-SITE
CAR PARKING**



**DOCK
LOADING**



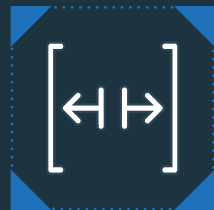
**LEVEL ACCESS
LOADING**



**EV CHARGING
POINTS**



**10-12M EAVES
HEIGHTS**



**40M+
YARD DEPTHS**



**HGV TRAILER
PARKING**



**PRIMARY SUBSTATION TO
FEED THE PARK**



**50KN/M2 FLOOR
LOADING**



M57 JCN 2

NEON
@KNOWSLEY

DESCRIPTION

THE SITE

LOCATION & SITUATION

KNOWSLEY

ACCOMMODATION

SPECIFICATION

GALLERY

MARSHALL

FURTHER INFO



GALLERY

All gallery images shown have been developed and constructed by Marshall Construction and Commercial Development Projects.





DESCRIPTION

THE SITE

LOCATION & SITUATION

KNOWSLEY

ACCOMMODATION

SPECIFICATION

GALLERY

MARSHALL

FURTHER INFO



MARSHALL DEVELOPMENTS

A Family Run Business For Over 120 Years

Originally founded in Elland, West Yorkshire in 1901 and now owned and run by the fourth generation of the family, the Marshall Group has built a solid reputation over the years for quality developments completed on schedule, to budget and with an unerring attention to detail.

A lot of our work comes through repeat business and client referral, a fact of which we are extremely proud.



BEST IN CLASS

Technical Team & Consultants



LIVE PROJECTS

Focused in the Northern regions



ESG

Developing sustainable featured developments



FOCUSED

Home Team



PRIVATELY OWNED



DESCRIPTION

THE SITE

LOCATION & SITUATION

KNOWSLEY

ACCOMMODATION

SPECIFICATION

GALLERY

MARSHALL

FURTHER INFO



TENURE

Leasehold/Long Leasehold on terms to be agreed.

DELIVERY

Outline consent granted for B1, B2, B8 uses and detailed consent to be submitted for the proposed scheme. Construction will commence on grant of detailed consent.

RENT

On Application.

CONTACTS

For further information please contact the joint agents.

A DEVELOPMENT BY

MARSHALL
COMMERCIAL DEVELOPMENT OPPORTUNITIES
01422 376 821
WWW.MARSHALLCDP.COM

B8
0151 675 5000
www.b8re.com

savills.co.uk **savills**
0161 236 8644

Jon Thorne
jon@b8re.com
07738 735632

Jonathan Atherton
jatherton@savills.com
07778 050 197

SERVICE CHARGE

A service charge may be payable for general maintenance of the common areas of the wider estate.

VAT

All rents and prices quoted are subject to VAT at the prevailing rate.

The Agents for themselves and for the Seller/Lessor of this property who agents they are give notice that: 1. These particulars do not constitute any part of an offer or a contract. 2. All statements contained in these particulars are made without responsibility on the part of the Agent(s) or the Seller/Lessor. 3. None of the statements contained in these particulars is to be relied upon as a statement or representation of fact. 4. Any intending Buyer or Tenant must satisfy himself by inspection or otherwise as to the correctness of each of the statements contained in these particulars. 5. The Seller/Landlord does not make or give and neither the Agent(s) nor any person in their employment has any authority to make or give any representation or warranty whatever in relation to this property. Satellite images provided courtesy of Google. November 2023. Designed and produced by Creativeworld. T: 01282 858200. *All images contained in this brochure are for illustrative purposes only and have been developed and constructed by Marshall Construction & Commercial Development Projects.

