

# ST. MODWEN PARK DERBY



DE21 6NZ

///BURNS.JUICES.REPAIR

Available Now



Located next  
to A52



Achieved Bream  
Excellent placing this  
building in the top  
10% of UK warehouses  
for sustainability

NEW HIGH QUALITY WAREHOUSE UNIT

D54: **54,635 SQ FT (5,076 SQ M)**

# High performance **space** for your business

If you're looking for a **high-performing, sustainable building** that works as hard as you do, then look no further. **Derby D54** is a **high quality, sustainable and popular warehouse** that will deliver benefits for your business, your people and the environment.

## An ideal location for the Midlands

St. Modwen Park Derby is a 67 acre new business park that is being created on one of the largest regeneration sites within Derby. The site occupies a prime position immediately adjacent to Pride Park and Wyvern Retail Park. This new development will provide high quality logistics and production space that will complement the existing facilities close by and build upon the area's reputation as a destination for business.

\*data obtained using TM54 energy modelling software.



**Smart LED lighting** in the office and core helping you reduce energy consumption by up to 75%.



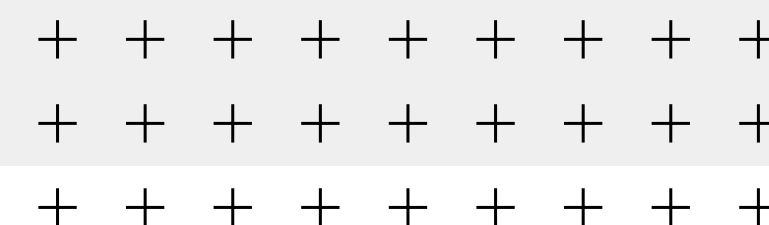
**15% roof lights** reduce the need for additional daytime lighting and provide a light, bright environment for your employees.



Achieved **Breeam Excellent** which will place this warehouse in the top 10% of warehouses in the UK for sustainability.



With an **EPC A rating**, customers can lower their energy bills, all whilst delivering net zero carbon offices.



**PRE-LET**

**BUILD TO SUIT  
OPPORTUNITIES**

**LET  
VAILLANT**

**LET  
GETINGE**

**D54**

**D39  
KIA**

**D61**

**D82**

**D32**

**D27**

# Why choose Derby D54?



Wyvern Retail Park is anchored by Sainsbury's. Other retailers include Next, Homebase, Halfords and Costa



Home to renowned businesses; Rolls-Royce, Bombardier and Toyota



2 miles from Derby city centre



St. Modwen Park Derby will enjoy extensive well-being benefits

# ST. MODWEN PARK DERBY

## HEALTH & WELLBEING

Manufacturing and logistics companies are prioritising ways in which they can create better job satisfaction for their employees. They are considering health and wellbeing factors when selecting a new unit to create a meaningful, positive impact on the happiness, health and wellbeing of employees.

St. Modwen Logistics has developed a holistic philosophy surrounding the design, build and maintenance of our portfolio to ensure we always meet these expectations. Known as the Swan Standard, this commitment is reflected in the design at St. Modwen Park Derby, here's how:

# 01



### TRIM TRAIL

A healthy workforce is a productive one. At St. Modwen Park Derby, customers can take advantage of an on-site fitness trail, including outdoor gym equipment. Situated alongside additional landscaping, the trail has been implemented to promote wellbeing at the park.

### AREAS TO RELAX IN

The beautifully landscaped pond not only performs a role for the sitewide sustainable drainage strategy, it also features an outdoor seating area, perfect for unwinding at break times or meeting with colleagues in the fresh air.



# 02

# 03



### INTERNAL AREAS

Open plan, light and airy internal offices will be installed with comfort cooling air conditioning, ensuring that staff health and wellbeing is prioritised.

### EASY ACCESS TO LOCAL AMENITIES

The site occupies a prime position immediately adjacent to Pride Park and Wyvern Retail Park. With a whole host of local amenities on the doorstep, employees will never have to venture too far to pick up essentials or find somewhere to eat. Wyvern Retail Park is anchored by Sainsbury's with other national retailers including Next, Homebase, Halfords, Mothercare and Costa.



# 04

# 05



### RIVERSIDE WALKS & CYCLE PATHS

Alvaston Park is along the cycle route and some distance from site, therefore a riverside path is being created within the development. On the opposite side of the river a cycle path runs from Derby City Centre linking to Pride Park and the award winning Alvaston Park with its picturesque lake, vast expanses of open space and science garden.

### THE WILDLIFE SANCTUARY BIRD RESERVE

Significant landscaping will create new habitat for wildlife, including fish refuges along the river. On the opposite side of the river is the tranquillity of the Sanctuary, a bird and wildlife local nature reserve located on Pride Park. This refuge for wildlife is not open to the public, however there are four designated viewing points provided around the perimeter for the public to appreciate this haven from a distance.



# 06

10<sub>M</sub>

Clear internal  
height



### Strong local labour

More than six million people within an hour's drive



### Highly skilled workforce

12% of employees in hi-tech functions (four times national average)



### Well connected to local transport

with the nearest bus stop located at Wyvern Sainsbury's for the number 32 and 1C. Derby station is just a short drive with direct connections across the country.

38<sub>M</sub>  
Yard depth



24<sub>HR</sub>

Access



4

Loading doors

# You're well-connected

**ST. MODWEN  
PARK  
DERBY**



**2 MILES**

from Derby City Centre



**2 AIRPORTS**

close to two airports East Midlands & Birmingham



**12 MILES**

from East Midlands Gateway



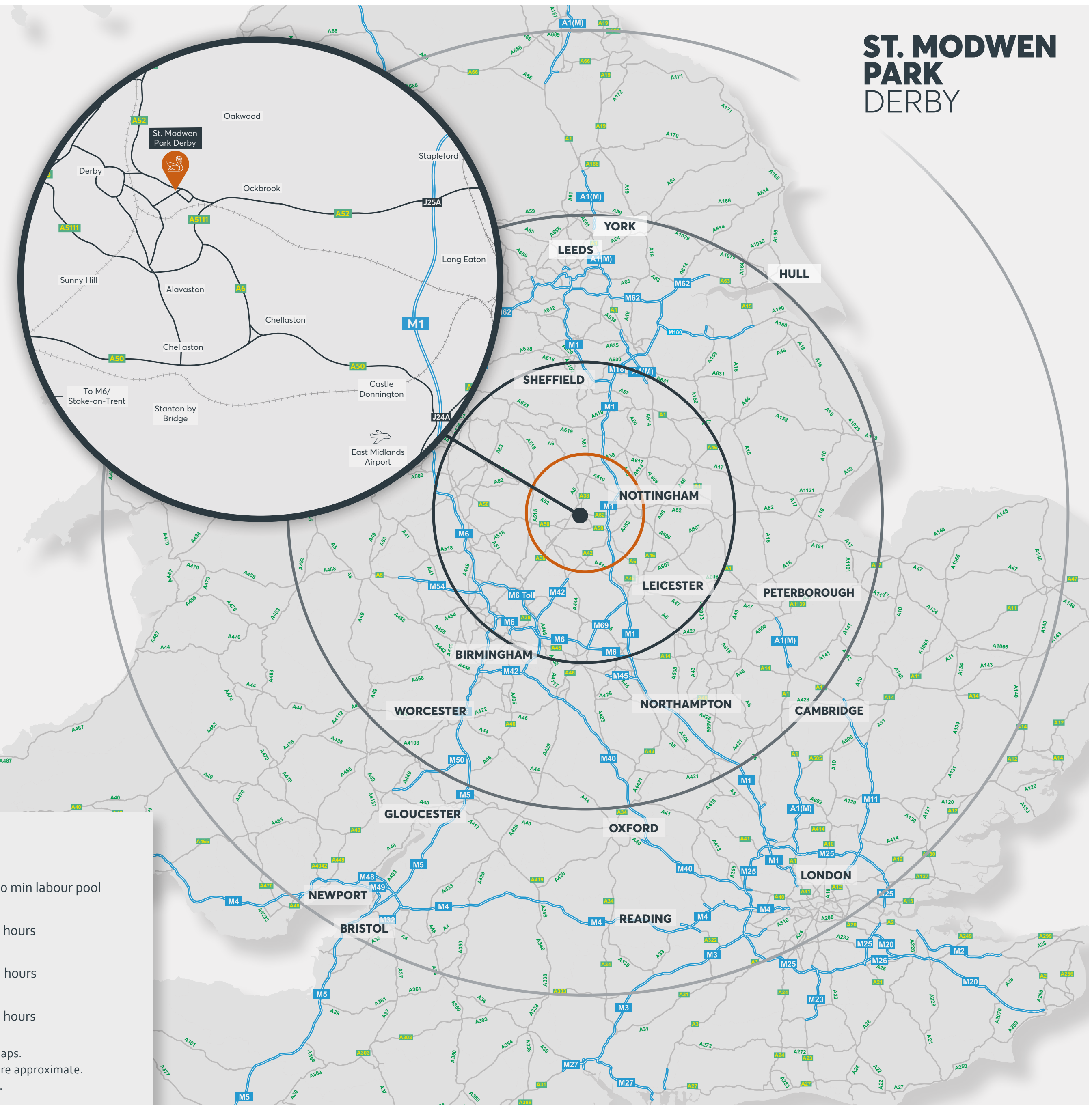
**UNDER 6 MILES**

to M1 and A38

### Drive times

- Within 30 min labour pool
- Within 1 hours
- Within 2 hours
- Within 3 hours


Source: Google maps.  
Travel distances are approximate.  
Maps not to scale.



# Schedule of accommodation

<b>UNIT D54</b>	
WAREHOUSE	<b>48,555 SQ FT</b> (4,511 SQ M)
OFFICE INC. GF CORE	<b>6,080 SQ FT</b> (565 SQ M)
<b>TOTAL</b>	<b>54,635 SQ FT</b> (5,076 SQ M)
PLANT DECK	<b>4,144 SQ FT</b> (385 SQ M)
INCOMING POWER SUPPLY	275 KVA
YARD DEPTH	50 M
CLEAR INTERNAL HEIGHT	10 M
LEVEL ACCESS LOADING DOORS	2
DOCK LEVEL LOADING DOORS	5
FLOOR LOADING	50 kN sq m
CAR PARKING SPACES	49
ELECTRIC CAR CHARGING POINTS	10

\*All floor areas are approximate gross internal areas.



**BREEAM (2018)  
EXCELLENT**



**Unrestricted 24 hour  
access / use**



**Planning consent for  
B1c/B2/B8 uses**



**Landscaped  
outdoor staff areas**



**EPC  
A rated**



**EV car  
charging**



**Enhanced specification  
first floor offices and  
reception areas**



**Up to 7.2 MVA of power  
supply on the estate**



Lorry Parking



Dedicated car parking to each unit

Wyvern Way

50m

54.16m

**UNIT D54**

85.57m

First Floor Office

Excellent signage opportunities  
fronting Wyvern Way and  
Derwent Parade

Site plan is indicative.





**Robert Richardson**  
Development Director

“

We know that people and the planet are important to you - they're important to us too.


That's why all our new buildings are built to our Swan Standard and have sustainable features as standard, which will help you reduce operational costs whilst realising your ESG ambitions.

The sustainable nature of our buildings also means they are warm, bright spaces in which to work – which is good news for your employees and the environment.

*Let's talk*

07834 791 261  
rrichardson@stmodwen.co.uk

”





At St. Modwen Logistics our aim is simple: to provide our customers with the high-performing space they need to succeed

**Sarwjit Sanbhi,**  
Chief Executive Officer

With our Chippenham site, we knew it was going to be our biggest warehouse to date, so the need to appeal to local talent was more pertinent than ever.

We were impressed by the range of wellbeing facilities on offer in the warehouse space, which we saw would make it easier to recruit the best people. We have amazingly rich local amenities – from the park and fitness trail to outdoor seating areas where people can eat lunch together. We have been able to create hundreds of jobs since opening last year in a space where everyone genuinely enjoys coming to work.

**Huboo, St. Modwen Park Chippenham**



# The Swan standard

St. Modwen Parks embody our core purpose – to change places and create better futures.

The Swan Standard delivers improved quality, sustainable and consistent developments across the St. Modwen Logistics portfolio that impact positively on both the environment and local communities.

Through thoughtful and considered design, we have crafted a philosophy that we believe will have positive and tangible benefits for our customers.

High quality office and warehouse specification, designed with the customer in mind, focusing on health and wellbeing, sustainability and net carbon reduction.

- 75% enhancement on building regulations for air leakage
- 30% better than current requirements for embedded carbon
- Delivered by industry leading supply chain
- Sustainable environments addressing wellbeing
- Designed for flexibility and low operational cost
- Quality materials throughout
- Operational life cycle recycling
- Flexible office space for future fitout
- Low energy use
- Net carbon zero embedded



**AAA rated white goods**



**Refreshment stations**



**Smart metering**



**Low VOC/organic paints**



**Acoustic control**




**Intelligent LED lighting**



**Natural light**




**Low energy lifts**



**SUSTAINABILITY  
AT THE CORE**

**HIGH  
SPECIFICATION  
OFFICE AND  
RECEPTION  
SPACES**



**ROBERT RICHARDSON**

Development Director

07834 791 261

rrichardson@stmodwen.co.uk



**BEN SILCOCK**

Development Manager

07811 304 316

ben.silcock@stmodwen.co.uk

High performance space  
where you need it.

**ST.MODWEN  
PARK  
DERBY**

DE21 6NZ



[stmodwenlogistics.co.uk](http://stmodwenlogistics.co.uk)

@StModwenLL St. Modwen Logistics @stmodwenlogistics



**Nick Hosking**

T: 0133 236 2244

M: 07855 423 458

E: [nhosking@innes-england.com](mailto:nhosking@innes-england.com)

**Scott Osborne**

T: 0115 924 3243

M: 07894 587 809

E: [sosborne@innes-england.com](mailto:sosborne@innes-england.com)



**Ranjit Gill**

T: 0121 634 8402

M: 07771 838 135

E: [rsgill@savills.com](mailto:rsgill@savills.com)

**Christian Smith**

T: 0121 200 4507

M: 07808 784 789

E: [christian.smith@savills.com](mailto:christian.smith@savills.com)

Misrepresentation Act 1967. Unfair Contract Terms 1977. The Property Misdescription Act 1991. These particulars are issued without any responsibility on the part of the agent and are not to be construed as containing any representation or fact upon which any person is entitled to rely. Neither the agent or any person in their employment has any authority to make or give any representation or warranty whatsoever in relation to the property. Images throughout are for indicative purposes only.

ANTI MONEY LAUNDERING The successful lessee will be required to provide the usual information to satisfy the AML requirements when Heads of Terms are agreed. October 2023. TBDW 04132-08.