



92 Greenwood Drive, Neath, SA11 2BW

£234,950

Situated in the location of Cimla with some amazing views to the open countryside to the rear and Swansea Bay to the front, also being on the fringe of the popular Gnoll Country Park, local schools, and a short distance from all amenities and facilities at Neath Town Centre, a detached bungalow which benefits from full gas central heating and double glazing and comprises of porch, lounge, kitchen and three bedrooms and shower room. Externally, there is parking and garage to the front, and to the rear, there is an enclosed garden with laid to lawn and patio area. Viewing comes recommended.

Main Dwelling

Enter through composite door into:

Porch 3'05 x 2'08 (1.04m x 0.81m)

With storage cupboard and window to side.

Lounge/Diner 21'04 x 10'09 w to 15'08 (6.50m x 3.28m w to 4.78m)



Spacious lounge with two radiators, and large double glazed bay window to front.



Inner Hallway 10'03 x 5'09 (3.12m x 1.75m)

With storage cupboard housing combination boiler.

Shower room 8'04 x 6'00 (2.54m x 1.83m)



Fitted with three piece suite in white to include sink on vanity unit, low level wc, walk in shower with sliding door, cushioned flooring, fully tiled walls, heated towel rail and double glazed window to rear.

Kitchen 11'05 x 9'02 (3.48m x 2.79m)



Fitted with base and wall units with coordinating work surfaces to include; stainless steel sink and drainer, tiled flooring, part tiled walls, electric cooker and hob with extractor over, space for washing machine and fridge/freezer, radiator, and double glazed window to rear.



Bedroom one 11'09 x 10'06 (3.58m x 3.20m)



Double bedroom with range of fitted wardrobes, radiator and double glazed window to rear.



Bedroom two 10'06 x 7'00 (3.20m x 2.13m)



With radiator and double glazed window to rear.



Bedroom three 7'02 x 10'02 (2.18m x 3.10m)



With radiator and patio doors to rear garden.



Rear Garden



Beautifully presented enclosed rear garden with trees, shrubs, laid to lawn and patio area.

Rear Garden



Rear Garden



Garage view



Rear bungalow view



Off road parking and garage with power and light with rear garden access door.

Drone Image



Drone Image



Rear garden



Rear garden



Agents Notes

Council Tax Band: D

Annual Price:
£2,281 (avg)

Conservation area - No

Flood Risk - No risk

Agents Notes

Mobile Coverage:

EE

Vodafone

Three

O2

Satellite / Fibre TV Availability:

BT

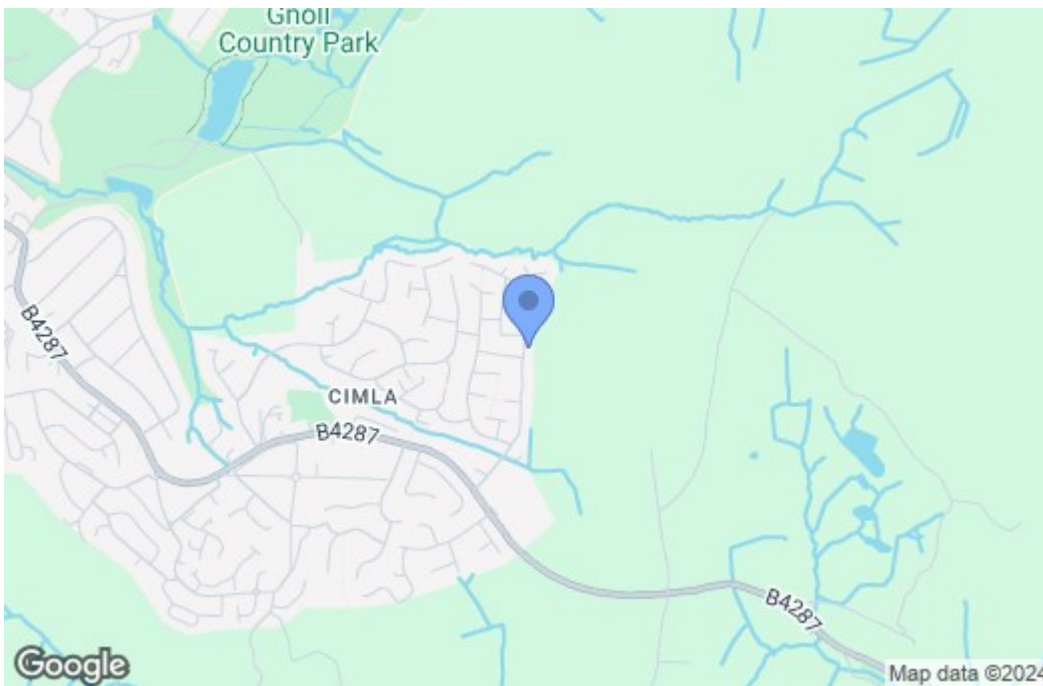
Sky

Virgin

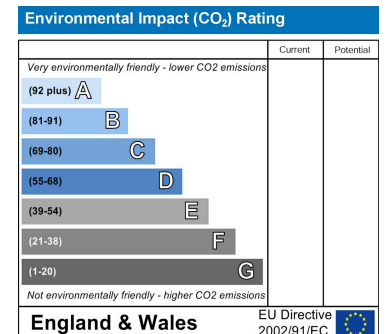
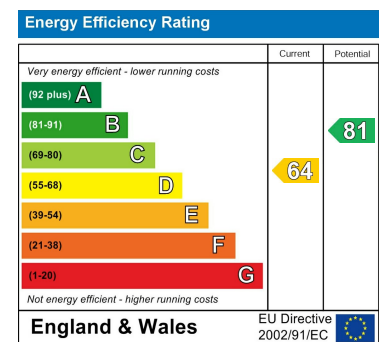
Floor Plan



Area Map



Energy Efficiency Graph



These particulars, whilst believed to be accurate are set out as a general outline only for guidance and do not constitute any part of an offer or contract. Intending purchasers should not rely on them as statements of representation of fact, but must satisfy themselves by inspection or otherwise as to their accuracy. No person in this firm's employment has the authority to make or give any representation or warranty in respect of the property.