

"Estate Agency is evolving...evolve with us"



2 Rose Terrace Newquay TR8 5AU

£275,000

A GORGEOUS STONE BUILT THREE BEDROOM COTTAGE OOZING CHARM AND CHARACTER IN NEED OF SOME MODERNISATION BUT OFFERING HUGE POTENTIAL. LOCATED IN A CONVENIENT POSITION WITHIN THE HEART OF THE QUAIN VILLAGE OF MITCHELL OFFERED WITH NO ONWARD CHAIN.

PROPERTY TYPE: House - Terraced

RECEPTIONS: 1 / BEDROOMS: 3 / BATHROOMS: 1

FEATURES:

- THREE BEDROOM CHARACTER COTTAGE
- EXTENSIVE REAR GARDENS
- IN NEED OF MODERNISATION
- ON STREET PARKING
- CONVENIENTLY LOCATED WITH EASY ACCESS TO THE A30
- HIGHLY DESIRABLE QUAIN VILLAGE LOCATION
- NO ONWARD CHAIN

01637 877754

info@momovenewquay.co.uk

"Estate Agency is evolving...evolve with us"



DESCRIPTION:

Welcome to Number Two Rose Terrace, a gorgeous stone built three bedroom cottage located in the mid-Cornwall village of Mitchell which is one of Cornwall's oldest villages and is conveniently positioned close to the A30 with easy access to both coasts and the larger towns of Truro, Newquay, Bodmin and St Austell. The Plume of Feathers pub is a 16th century pub that sits in the middle of the village offering hearty delicious food in family friendly surroundings. The nearest shop is in the nearby village of St Newlyn East where there is a Primary School. Children would naturally travel to Newquay for secondary education.

Dating back to around 1840, this property has been in the same family for around 150 years.

Oozing character and charm from the moment you step through the door, a welcoming hallway guides you into the living room at the front which benefits from an open working fire. At the rear, the kitchen offers a basic range of units with a Rayburn which heats the hot water. From the kitchen, there's a utility room which gives access to the garden.

All three bedrooms can be found on the first floor along with a shower room. The bedrooms are all well proportioned with plenty of natural light. From the landing, there's access to the loft which is a generous size and we understand some of the neighbouring properties have converted the loft to create an additional bedroom subject to the necessary building regulations and planning permission .

Externally, at the front is a pretty planted garden and at the rear, you will find a sunny courtyard with a southerly aspect with steps leading up to the main garden which is arranged loosely in a few sections. Historically, the garden was one large area with a vegetable patch and over the years, it has been split to create smaller easier to care for sections but could easily be opened back up. There's a green house, a block built store and a garden shed.

This property has upvc double glazing, electric heaters and the Rayburn which heats the hot water.

In summary, this property offers huge potential, is conveniently located and will make a gorgeous family home. Offered with no onward chain.

01637 877754

info@momovenewquay.co.uk

"Estate Agency is evolving...evolve with us"



Lounge
4.57m x 4.06m (15'0 x 13'4)

.

Kitchen Diner
3.56m x 3.51m (11'8 x 11'6)

.

Bedroom 1
4.19m x 3.58m (13'9 x 11'9)

.

Bedroom 2
3.96m x 3.76m (13'0 x 12'4)

.

Bedroom 3
3.89m x 2.18m (12'9 x 7'2)

.

Bathroom
2.7 x 1.78 (8'10" x 5'10")

.

01637 877754

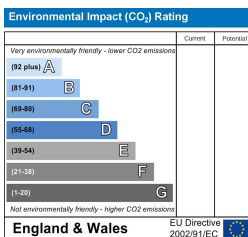
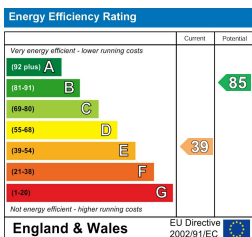
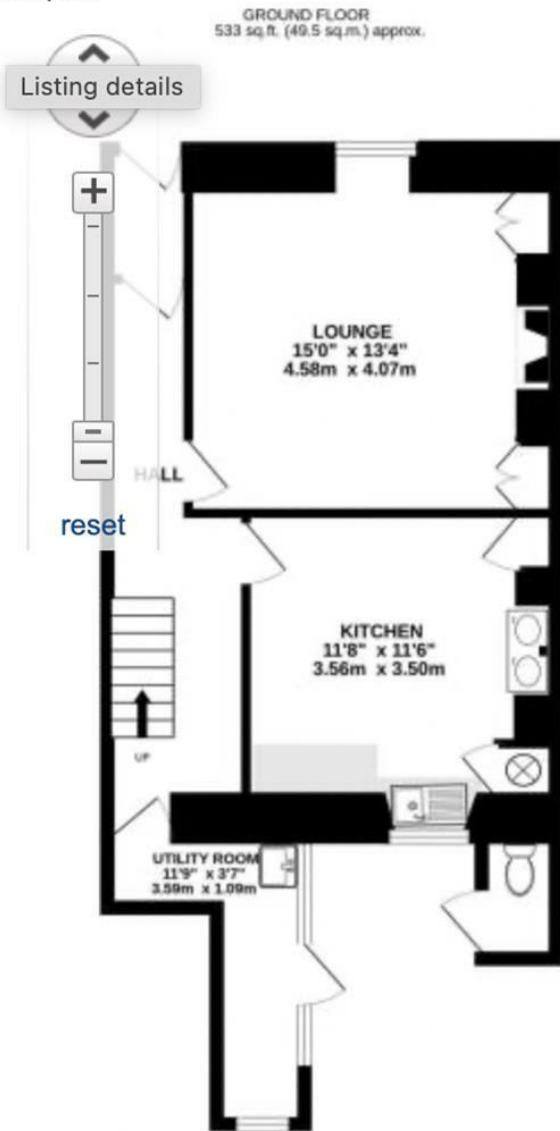
info@momovenewquay.co.uk

"Estate Agency is evolving...evolve with us"

FLOORPLAN:

Floorplan

[View in fullscreen](#)



These particulars, whilst believed to be accurate are set out as a general outline only for guidance and do not constitute any part of an offer or contract. Intending purchasers should not rely on them as statements of representation of fact, but must satisfy themselves by inspection or otherwise as to their accuracy. No person in this firm's employment has the authority to make or give any representation or warranty in respect of the property.

01637 877754

info@momovenewquay.co.uk

