



Wright Letting & Management

www.wrightletting.co.uk
01270 216478
enquiries@wrightletting.co.uk







1 Fowler Close
, Crewe, CW2 6BN

£925 PCM

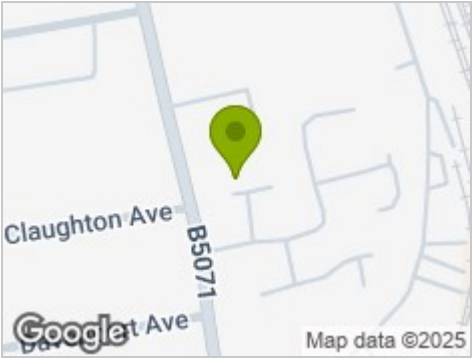


1 Fowler Close
, Crewe, CW2 6BN
£925 PCM





Road Map



Hybrid Map



Terrain Map



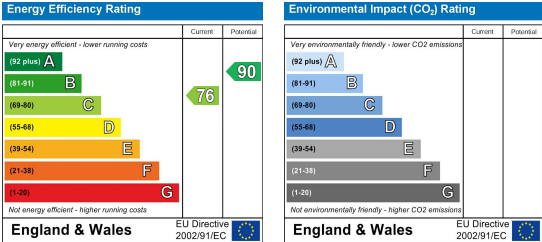
Floor Plan



Viewing

Please contact our Wright Lettings & Management Office on 01270 216478 if you wish to arrange a viewing appointment for this property or require further information.

Energy Efficiency Graph



These particulars, whilst believed to be accurate are set out as a general outline only for guidance and do not constitute any part of an offer or contract. Intending purchasers should not rely on them as statements of representation of fact, but must satisfy themselves by inspection or otherwise as to their accuracy. No person in this firms employment has the authority to make or give any representation or warranty in respect of the property.