



Lancellotte Avenue, Kenilworth, CV8 2WL

Property Description

*** COMING SOON - MAY 2025- NEW HOME - STONELEIGH VIEW, KENILWORTH ***

Three Bedroom Family home located to the east side of Kenilworth, on the desirable Glasshouse Lane. The perfect location for commuters with easy access to the A46 and M40.

Stoneleigh View enjoys beautiful countryside views whilst being less than a mile and a half to the centre of town.


Less than 5 miles from Coventry and just 6 miles from both Warwick and Leamington Spa
Short distance from Kenilworth railway station, offering services to Coventry and Leamington Spa

*Heat Source Pump Heating System
*Solar Panels *Driveway Parking for two Cars *Rear Private Garden *Pets Considered

Please note images and floorplan provided are for illustrative purposes only

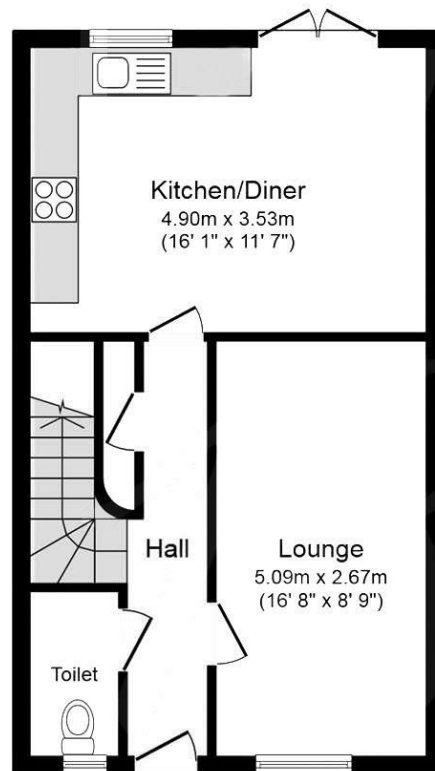
Energy rating and council tax band are to be determined



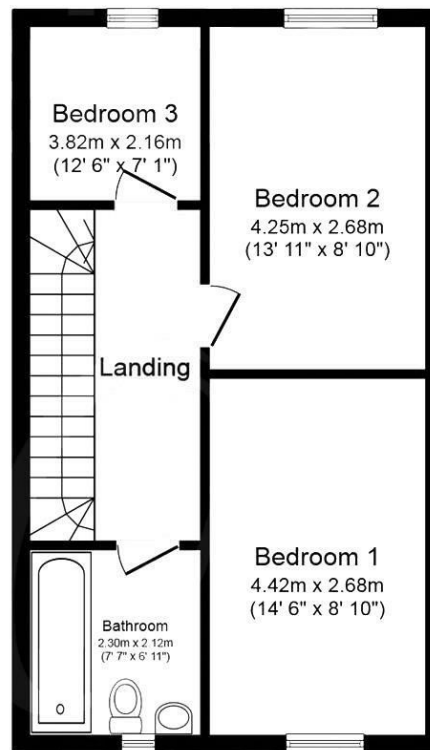


Key Features

- COMING SOON - MAY 2025
- NEW BUILD
- KENILWORTH, OFF GLASSHOUSE LANE
- 3 BEDROOM FAMILY HOME
- PRIVATE REAR GARDEN
- DRIVEWAY PARKING FOR 2 CARS
- EXCELLENT COMMUTE ACCESS
- AIR SOURCE HEATPUMP
- EPC TBC
- COUNCIL TAX TBC



Ground Floor



First Floor

Total floor area 85.8 m² (924 sq.ft.) approx

This plan is for illustration purposes only and may not be representative of the property. Plan not to scale. Powered by PropertyBox

£1,550 PCM