

# HARTSHORNE VIEW

HARTSHORNE

DEVELOPMENT LAYOUT





Ashberry  
Homes

### 4 Bedroom Homes

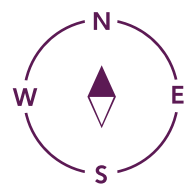
-  **The Watling**  
Plots 348, 349, 365, 366, 374, 375, 383, 384, 388 and 389
-  **The Telford**  
Plots 350, 358, 359, 382 and 387
-  **The Dunham**  
Plots 352, 361, 362, 368, 398 and 400
-  **The Darley**  
Plots 356, 360, 372, 378, 395, 396 and 399
-  **The Wykenham**  
Plots 357, 369 and 385
-  **The Longshaw**  
Plots 364, 380, 381 and 390
-  **The Laurieston**  
Plots 370, 392 and 393
-  **The Bradgate**  
Plots 379, 386 and 397

### 3 Bedroom Homes

-  **The Leighfield**  
Plots 338, 347, 351, 363 and 371
-  **The Stokewood**  
Plots 339, 340, 345, 346, 354, 355, 376 and 377
-  **The Rowan**  
Plot 353
-  **The Winterfold**  
Plots 367, 373, 391 and 394

### 2-3 Bedroom Homes

-  **Affordable Homes**



Key to plan: bcp: Bin collection point.

The site plan is drawn to show the relative position of individual properties. NOT TO SCALE. This is a two dimensional drawing and will not show land contours and gradients, boundary treatments, landscaping or local authority street lighting. For details of individual properties and availability please refer to our Sales Advisor.

