



**Stephenson Meadows
Callerton**


























millerhomes

the place to be®

- 04 Living in Callerton
- 08 Welcome Home
- 10 Floorplans
- 60 The Miller Difference
- 66 Useful Contacts
- 68 How to Find Us

A new home. The start of a whole new chapter for you and your family. And for us, the part of our job where bricks and mortar becomes a place filled with activity and dreams and fun and love. We put a huge amount of care into the houses we build, but the story's not finished until we match them up with the right people. So, once you've chosen a Miller home, we'll do everything we can to make the rest of the process easy, even enjoyable. From the moment you make your decision until you've settled happily in, we'll be there to help.



<p>Overton</p> <p>The light-filled lounge opens on to a beautifully designed kitchen where french doors add a focal point, as well as flexibility to the dining area. There is a conveniently self-contained laundry space, and the principal bedroom includes an en-suite shower and a practical storage cupboard.</p>  <p>3 Bed 819 sq ft</p> <p>Scan to view floorplans</p>	<p>Masteron</p> <p>The generously proportioned lounge and dining kitchen, with its stylish french doors, present a relaxing setting for entertaining, and the three bedrooms ensure peaceful seclusion is always available. The dormer principal bedroom, with its private staircase and en-suite shower room, has its own special charm.</p>  <p>3 Bed 831 sq ft</p> <p>Scan to view floorplans</p>	<p>Tiverton</p> <p>A corridor hallway leads through to a broad kitchen and dining room where french doors introduce a natural, airy appeal, creating an inspiring setting for family life and complementing the elegant lounge. The three bedrooms include a delightful principal suite.</p>  <p>3 Bed 956 sq ft</p> <p>Scan to view floorplans</p>	<p>Kipton</p> <p>In addition to the lounge and convenient WC, the ground floor includes a bright, airy kitchen and dining room with french doors. The first floor includes two bedrooms and a family bathroom, and the en-suite principal bedroom has a built-in wardrobe and charming dormer window.</p>  <p>3 Bed 1,177 sq ft</p> <p>Scan to view floorplans</p>	<p>Tollwood</p> <p>With a dedicated laundry, and french doors enhancing the dining area, the kitchen provides a bright social hub that perfectly complements the adjoining lounge. The four bedrooms provide the flexibility to create a practical study, and the en-suite principal bedroom features a luxurious dressing area.</p>  <p>4 Bed 1,025 sq ft</p> <p>Scan to view floorplans</p>
<p>Elderwood</p> <p>Designed to add pleasure to socialising as well as convivial everyday life, the lounge leads through to a bright kitchen with a separate laundry and french doors offering garden access. The principal suite features a luxurious dressing room, and the second bedroom incorporates a built-in cupboard.</p>  <p>4 Bed 1,045 sq ft</p> <p>Scan to view floorplans</p>	<p>Malory A</p> <p>The luxuriously proportioned bay window and broad entrance canopy indicate the elegance and comfort to be found within the Malory. French doors create a bright, open ambience in the kitchen and dining room, and one of the three bedrooms is an en-suite.</p>  <p>3 Bed 1,068 sq ft</p> <p>Scan to view floorplans</p>	<p>Skywood</p> <p>The stylish lounge opens on to a bright, inspiring kitchen, a natural hub for family life, with french doors adding an exciting flexibility to the dining area. The dedicated laundry helps separate household management from leisure space, and one of the four bedrooms is an en-suite.</p>  <p>4 Bed 1,144 sq ft</p> <p>Scan to view floorplans</p>	<p>Hazelwood</p> <p>With an adjoining laundry leaving the space free for relaxed dining and conversation, and french doors integrating the interior with the garden, the exciting kitchen forms a natural hub for family life. One of the four bedrooms is an en-suite, and another includes a useful cupboard.</p>  <p>4 Bed 1,150 sq ft</p> <p>Scan to view floorplans</p>	<p>Pierson</p> <p>With its bright lounge and attractive, ergonomic kitchen, where stylish french doors enhance the dining area, this is a substantial and flexible family home. The en-suite principal bedroom, a delightful dual-aspect retreat with a dormer window, has a special charm.</p>  <p>3 Bed 1,167 sq ft</p> <p>Scan to view floorplans</p>
<p>Riverwood</p> <p>The inviting lounge shares the ground floor with a delightfully airy, superbly planned family kitchen that offers immense flexibility, with feature french doors adding the option of alfresco dining on summer afternoons. A bright staircase leads to four bedrooms, including a comfortable principal suite.</p>  <p>4 Bed 1,219 sq ft</p> <p>Scan to view floorplans</p>	<p>Kirkwood</p> <p>Extending the full width of the home, the exciting and adaptable kitchen, dining and family room presents a perfect backdrop to lively everyday life. The lounge incorporates a striking bay window, and the principal bedroom includes an en-suite through dressing area.</p>  <p>4 Bed 1,240 sq ft</p> <p>Scan to view floorplans</p>	<p>Auden A</p> <p>Features such as the innovative bay window incorporating french doors, and the charming principal bedroom suite with its dormer window and dressing area, clearly identify the Auden as a home of immense character and distinction.</p>  <p>4 Bed 1,275 sq ft</p> <p>Scan to view floorplans</p>	<p>Norwood</p> <p>Filled with practical and attractive features, from the self-contained laundry that leaves the bright kitchen and dining room free for enjoying family time to the useful study, this is a comfortable, adaptable home. A feature gallery landing leads to four bedrooms, one of them en-suite.</p>  <p>4 Bed 1,275 sq ft</p> <p>Scan to view floorplans</p>	<p>Beauwood</p> <p>From the bay-windowed lounge to the en-suite bedroom, this is a home filled with premium features. The kitchen, the study or family room and two of the bedrooms are dual aspect, and the dining area's french doors add extra flexibility to the light, open ambience.</p>  <p>4 Bed 1,365 sq ft</p> <p>Scan to view floorplans</p>
<p>Denwood</p> <p>Dominated by a bright bay window, the lounge reflects the unmistakable quality found throughout this impressive home. The kitchen and dining room provides a naturally light, stimulating setting for family life, two of the four bedrooms are en-suite and one includes a walk-through dressing area.</p>  <p>4 Bed 1,368 sq ft</p> <p>Scan to view floorplans</p>	<p>Oakwood</p> <p>The striking bay windowed lounge and inviting family kitchen, with french doors lighting the dining area, are ideal for social gatherings, while a separate laundry and a study add utility and privacy. Upstairs, a feature gallery landing leads to four bedrooms, one of them en-suite.</p>  <p>4 Bed 1,388 sq ft</p> <p>Scan to view floorplans</p>	<p>Sherwood</p> <p>Providing a lively contrast to the elegant bay-windowed lounge, the kitchen, dining and family room is lit by twin windows and incorporates french doors to create an endlessly adaptable, welcoming space. Two bedrooms are en-suite, and one includes a very special self-contained dressing room.</p>  <p>4 Bed 1,400 sq ft</p> <p>Scan to view floorplans</p>	<p>Baywood</p> <p>Dual aspect windows in the kitchen, study and two of the bedrooms are complemented by french doors in the dining area and a traditional bay window in the lounge, filling this prestigious family home with natural light. The principal bedroom adjoins an en-suite shower room.</p>  <p>4 Bed 1,408 sq ft</p> <p>Scan to view floorplans</p>	<p>Beechford</p> <p>Enhanced by its imposing bay window, the lounge reflects the opulence distinguishing this striking home. From the thoughtful convenience of the gallery kitchen and garden dining room to the gallery landing and five bedrooms, including two en-suites, each detail will add pleasure to everyday life.</p>  <p>5 Bed 1,435 sq ft</p> <p>Scan to view floorplans</p>
<p>Bayford</p> <p>The bay windowed lounge and bright dining room, with its feature french doors, present an outstanding backdrop to convivial gatherings. The en-suite principal bedroom includes a separate dressing room, and a second en-suite bedroom opens up the option of offering exceptional guest accommodation.</p>  <p>5 Bed 1,644 sq ft</p> <p>Scan to view floorplans</p>	<p>Denford</p> <p>From the assured elegance of the bay-windowed lounge to the five bedrooms, two of them en-suite and one with a dressing room, this is a breathtakingly impressive home. The L-shaped family kitchen, with its french doors and galley-style kitchen, is perfect for large, lively gatherings.</p>  <p>5 Bed 1,640 sq ft</p> <p>Scan to view floorplans</p>	<p>Thetford</p> <p>An L-shaped family room, with french doors set into a panoramic window, extends into a superb ergonomic kitchen. A bay window adds distinction to the lounge. Upstairs, two of the five bedrooms are en-suite and one includes a walk-in dressing room. Every detail demonstrates exceptional quality.</p>  <p>5 Bed 1,671 sq ft</p> <p>Scan to view floorplans</p>	<p>Grayford</p> <p>The impressive hall opens on to a lounge, a study, a WC and a light-filled family kitchen and dining area opening to the garden. A gallery landing leads to the family bathroom and five bedrooms, two with en-suites and one featuring a walk-through dressing area.</p>  <p>5 Bed 1,780 sq ft</p> <p>Scan to view floorplans</p>	<p>Bridgeford</p> <p>From the imposing entrance hall, and the airy kitchen with its delightful conservatory-style breakfast area, to the breathtaking lounge and adjoining garden dining room, from the private study to the gallery landing and two en-suite bedrooms, this is a distinguished home filled with prestigious features.</p>  <p>5 Bed 1,885 sq ft</p> <p>Scan to view floorplans</p>



Affordable Housing

The artist's impressions (computer-generated graphics) have been prepared for illustrative purposes and are indicative only. They do not form part of any contract, or constitute a representation or warranty. External appearance may be subject to variation upon completion of the project. Please note that the site plan is not drawn to scale.

Character Areas
The stippling is separated into the character areas. The areas indicate the materials used for each housetype. Please speak to Development Sales Manager for details.

The Western Public Face
A visual homage to nearby Chapel Park, the Western Gateway uses a palette of reds and greys, with artstone detailing to provide a sympathetic welcome to the site.

The Village Centre
The Village Centre takes its inspiration from the Grade II listed Whorlton Grange. Small front gardens, green verges and a shared play area promote interaction and promote an ethos of community and common space.

Whorlton Lane Edge
The eastern aspect of the development is influenced by the character of the nearby farm steadings. It introduces a variety of architectural styles to add visual interest. Homes feature bay windows and artstone quoins corners.


The Butterlaw Edge
The character of the Butterlaw edge area of the development is influenced by the dwellings to the east and west of the development parcel at Armstrong Street and Butterlaw. The units are of Victorian construction that offer a high level of rhythmic aesthetic appearance. Artstone waterboarding details on feature elevations reflect the use on the adjacent Armstrong street. Furthermore chimneys on a number of housetypes echo the character of the adjacent built form linking the development with its context.

Quality of life is about the details of everyday living. From the little things, like knowing the nearest place to pick up a pint of milk, to more important matters like finding the right school or having a health centre nearby, you need to know that the community you're moving to will support you and your family, as well as being a pleasant place to live. So here's some useful information about the area around Stephenson Meadows.



A mile and a half from the A1, three miles from Newcastle International Airport and five from the city centre, the development is well placed for travel throughout the country and abroad. Callerton Parkway Metro Station, a park-and-ride facility just over two miles to the north, is on the Metro Green Line, with more than four services an hour on weekdays through Newcastle city centre, 20 minutes away, and on to Gateshead and Sunderland. Buses between Newcastle and Hexham pass alongside the development, and further local services travel along North Walbottle Road, five minutes walk away.

A convenience store in Greenway, ten minutes walk away, sells fresh produce, newspapers and magazines, beers and wines, and other everyday items. Other retailers within around half an hour's walk include butchers, hardware stores and food takeaways, Aldi and Asda supermarkets and the Denton Park Shopping Centre which has Morrisons and Boots stores and a post office. For a wider choice, Newcastle city centre offers an enormous diversity of shopping, and the vast Metro-centre mall is also in easy reach.



Welcome home

Part of a major project revitalising north west Newcastle, this superb new neighbourhood is flanked on three sides by open farmland, bringing a sense of wide horizons and rural calm that complements its convenient location close to both the A1 trunk road and Newcastle International Airport. With good local amenities, this exciting new selection of two, three, four and five bedroom homes is set to become a popular, sought-after address.

Welcome to Stephenson Meadows...

The artist's impressions (computer-generated graphics) have been prepared for illustrative purposes and are indicative only. They do not form part of any contract, or constitute a representation or warranty. External appearance may be subject to variation upon completion of the project.



Overton

Overview

The light-filled lounge opens on to a beautifully designed kitchen where french doors add a focal point, as well as flexibility, to the dining area. There is a conveniently self-contained laundry space, and the principal bedroom includes an en-suite shower and a practical storage cupboard.

Ground Floor

- Lounge**
3.56m x 4.49m
11'8" x 14'9"
- Kitchen/Dining**
3.31m x 3.83m
10'10" x 12'7"
- Laundry**
1.11m x 1.96m
3'8" x 6'5"
- WC**
1.11m x 1.78m
3'8" x 5'10"

First Floor

- Principal Bedroom**
3.09m x 3.28m
10'2" x 10'9"
- En-Suite**
1.18m x 2.03m
3'10" x 6'8"
- Bedroom 2**
2.37m x 3.26m
7'10" x 10'8"
- Bedroom 3**
2.04m x 2.17m
6'8" x 7'2"
- Bathroom**
2.37m x 1.69m
7'10" x 5'7"

Floor Space

819 sq ft

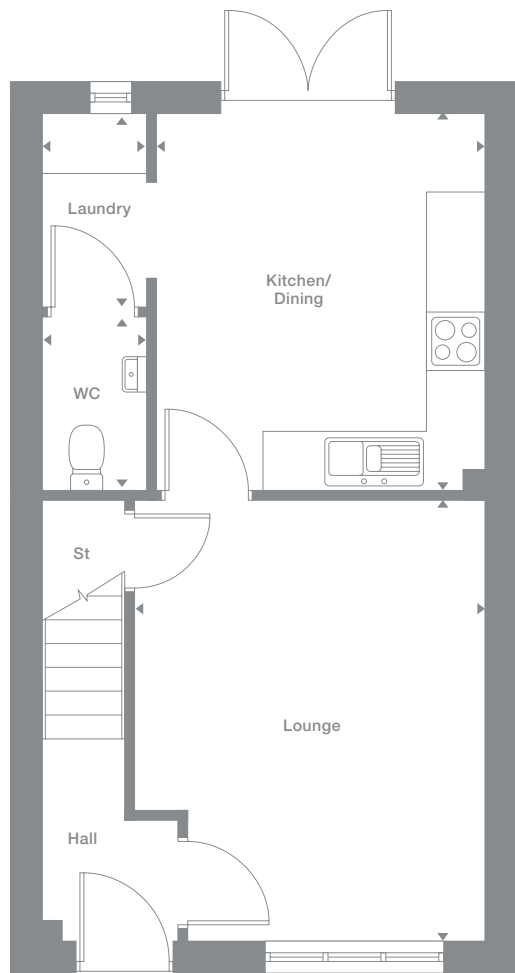
Elevational style and materials may vary depending on plot location. Please see Development Sales Manager for details

† Window only on certain plots

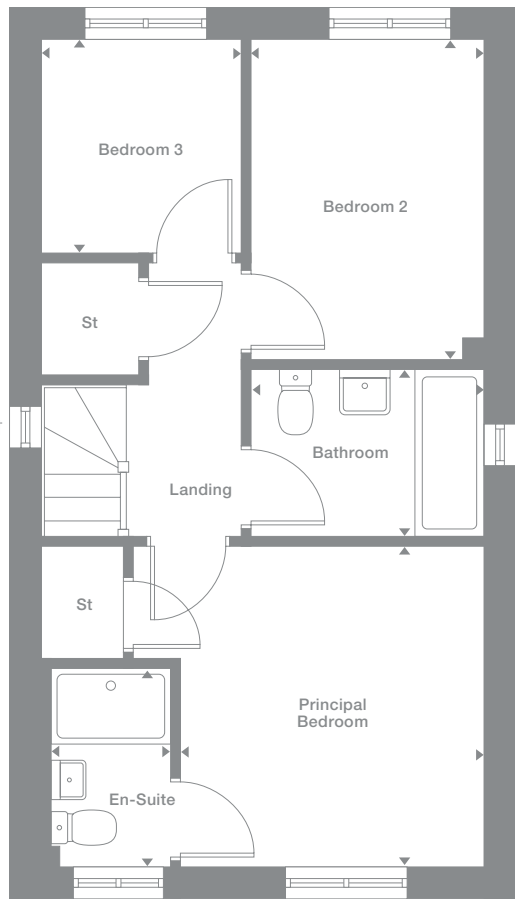
Plots may be a mirror image of the floor plans. Please see Development Sales Manager for details



Ground Floor



First Floor



Photography represents typical Miller Homes' interiors and exteriors. All plans in this brochure are not drawn to scale and are for illustrative purposes only. Consequently, they do not form part of any contract. Room layouts are provisional and may be subject to alteration. Please refer to the 'Important Notices' section at the back of this brochure for more information.

Masterton

Overview

The generously proportioned lounge and the dining kitchen, with its stylish french doors, present a relaxing setting for entertaining, and the three bedrooms ensure peaceful seclusion is always available. The dormer principal bedroom, with its private staircase and en-suite shower room, has its own special charm.

Ground Floor

Lounge
2.89m x 4.37m
9'6" x 14'4"

Kitchen/Dining
3.88m x 3.10m
12'9" x 10'2"

WC
1.07m x 1.51m
3'6" x 4'11"

First Floor

Bedroom 2
3.88m x 2.78m
12'9" x 9'2"

Bedroom 3
1.88m x 2.56m
6'2" x 8'5"

Bathroom
1.69m x 2.03m
5'7" x 6'8"

Second Floor

Principal Bedroom
2.93m x 2.74m
9'8" x 9'0"

En-Suite
2.19m x 1.60m
7'2" x 5'3"

Floor Space

831 sq ft

Elevational style and materials may vary depending on plot location. Please see Development Sales Manager for details

† Window only on certain plots

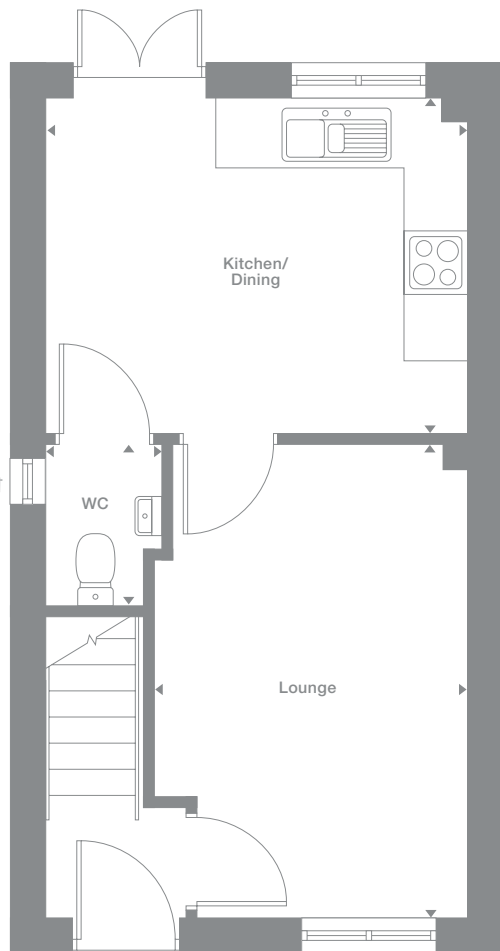
Denotes full height ceiling line

Denotes 1.500m height ceiling line

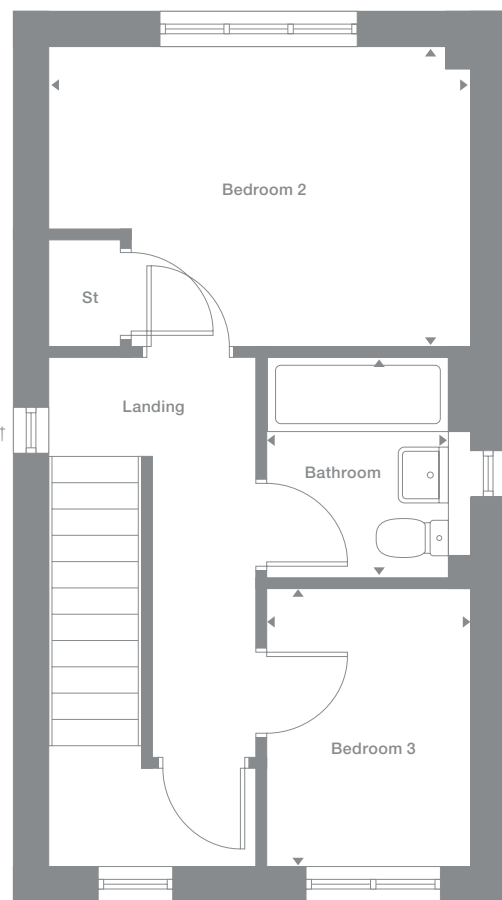
Plots may be a mirror image of the floor plans. Please see Development Sales Manager for details



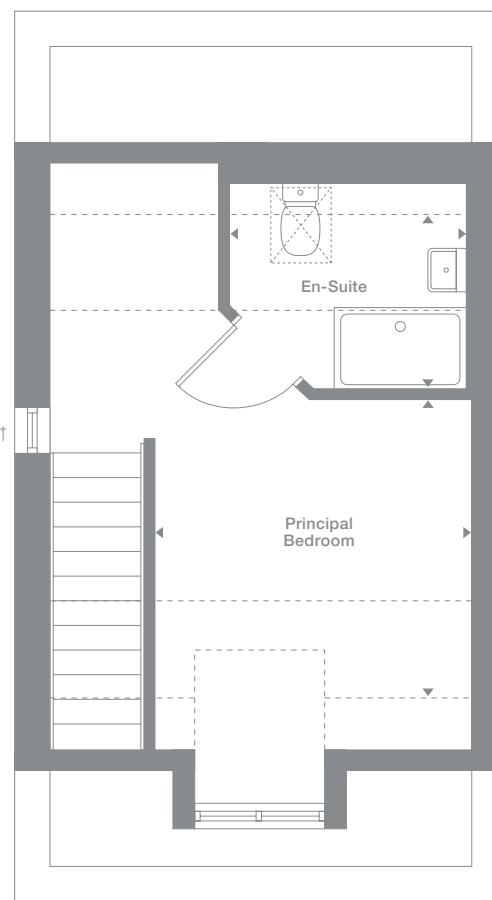
Ground Floor



First Floor



Second Floor



Photography represents typical Miller Homes' interiors and exteriors. All plans in this brochure are not drawn to scale and are for illustrative purposes only. Consequently, they do not form part of any contract. Room layouts are provisional and may be subject to alteration. Please refer to the 'Important Notices' section at the back of this brochure for more information.

Tiverton

Overview

A corridor hallway leads through to a broad kitchen and dining room where french doors introduce a natural, airy appeal, creating an inspiring setting for family life and complementing the elegant lounge. The three bedrooms include a delightful principal suite.

Ground Floor

Lounge
3.10m x 4.71m
10'2" x 15'6"

Dining
2.44m x 2.70m
8'0" x 8'10"

Kitchen
2.86m x 3.50m
9'5" x 11'6"

WC
0.95m x 2.28m
3'2" x 7'6"

First Floor

Principal Bedroom
3.64m x 3.38m
12'0" x 11'1"

En-Suite
1.34m x 2.26m
4'5" x 7'5"

Bedroom 2
3.21m x 2.83m
10'7" x 9'4"

Bedroom 3
1.99m x 2.83m
6'7" x 9'4"

Bathroom
1.70m x 1.95m
5'7" x 6'5"

Floor Space

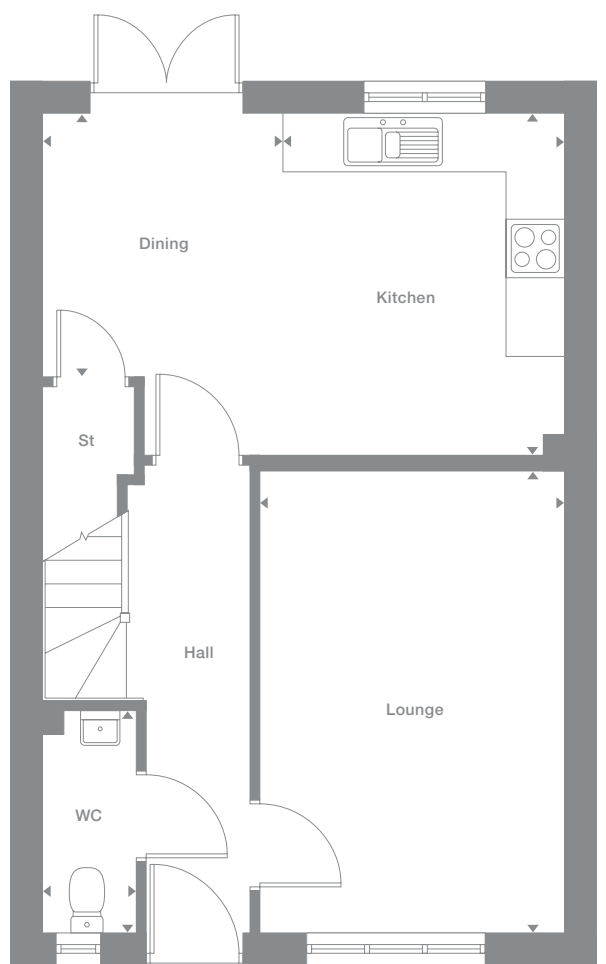
956 sq ft

Elevational style and materials may vary depending on plot location. Please see Development Sales Manager for details

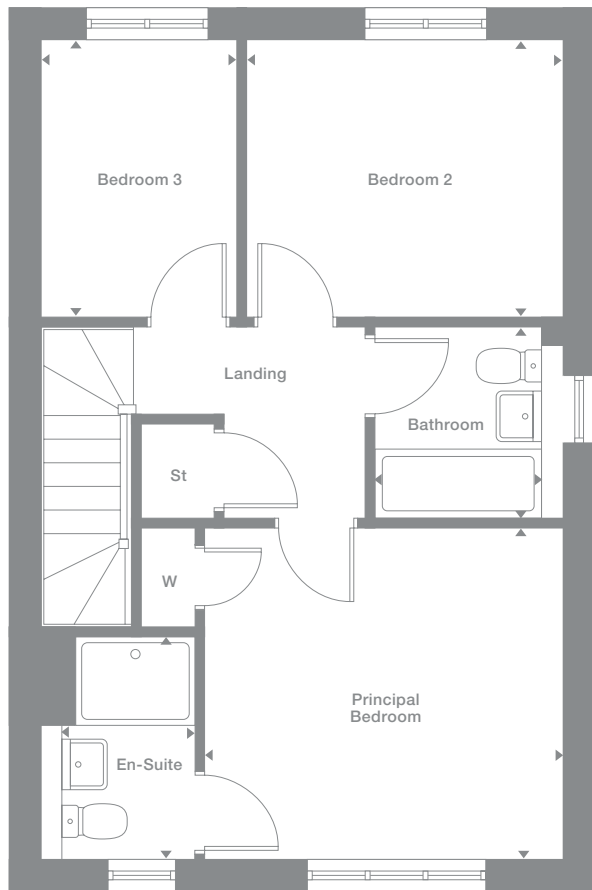
Plots may be a mirror image of the floor plans. Please see Development Sales Manager for details



Ground Floor



Second Floor



Photography represents typical Miller Homes' interiors and exteriors. All plans in this brochure are not drawn to scale and are for illustrative purposes only. Consequently, they do not form part of any contract. Room layouts are provisional and may be subject to alteration. Please refer to the 'Important Notices' section at the back of this brochure for more information.

Overview

In addition to the lounge and convenient WC, the ground floor includes a bright, airy kitchen and dining room with french doors. The first floor includes two bedrooms and a family bathroom, and the en-suite principal bedroom has a built-in wardrobe and charming dormer window.

Ground Floor

Lounge
2.63m x 4.70m
8'8" x 15'5"

Kitchen
2.73m x 3.66m
9'0" x 12'0"

Dining
2.08m x 3.00m
6'10" x 9'10"

WC
0.90m x 2.29m
2'11" x 7'6"

Ground Floor

Bedroom 2
4.82m x 3.05m
15'10" x 10'0"

Bedroom 3
4.82m x 3.16m
15'10" x 10'4"

Bathroom
2.48m x 2.10m
8'2" x 6'11"

First Floor

Principal Bedroom
4.82m x 4.75m
to 1.50 H.L.
15'10" x 15'7"

En-Suite
1.41m x 2.44m
to 1.50 H.L.
4'8" x 8'0"

Floor Space

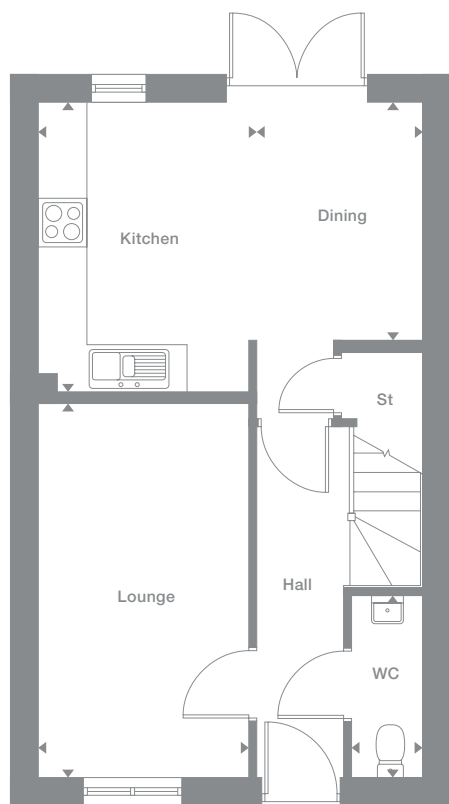
1,177 sq ft

Elevational style and materials may vary depending on plot location. Please see Development Sales Manager for details

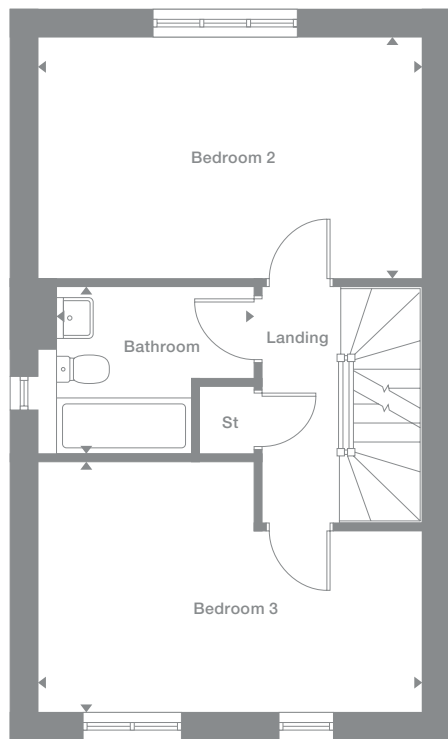
Plots may be a mirror image of the floor plans. Please see Development Sales Manager for details



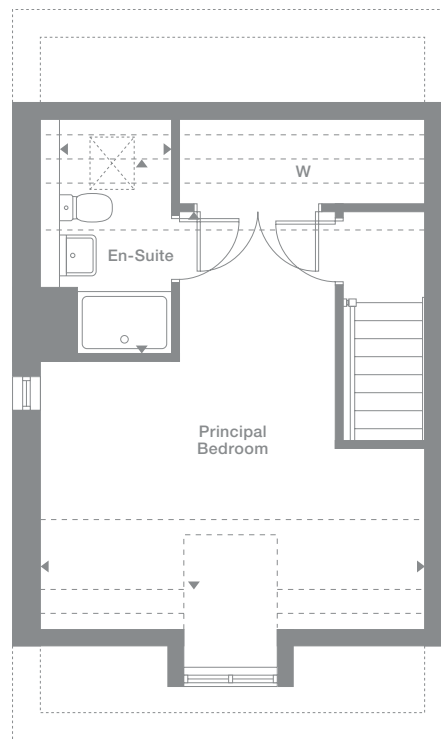
Ground Floor



First Floor



Second Floor



Photography represents typical Miller Homes' interiors and exteriors. All plans in this brochure are not drawn to scale and are for illustrative purposes only. Consequently, they do not form part of any contract. Room layouts are provisional and may be subject to alteration. Please refer to the 'Important Notices' section at the back of this brochure for more information.

Tollwood

Overview

With a dedicated laundry, and french doors enhancing the dining area, the kitchen provides a bright social hub that perfectly complements the adjoining lounge. The four bedrooms provide the flexibility to create a practical study, and the en-suite principal bedroom features a luxurious dressing area.

Ground Floor

Lounge
3.18m x 4.59m
10'5" x 15'1"

Kitchen/Dining
4.12m x 3.26m
13'7" x 10'8"

Laundry
1.95m x 1.92m
6'5" x 6'4"

WC
1.00m x 1.92m
3'3" x 6'4"

First Floor

Principal Bedroom
4.12m x 2.47m
13'7" x 8'1"

En-Suite
2.04m x 1.18m
6'8" x 3'10"

Dressing
2.04m x 1.65m
6'8" x 5'5"

Bedroom 2
3.05m x 3.69m
10'0" x 12'1"

Bedroom 3
3.11m x 2.41m
10'2" x 7'11"

Bedroom 4
1.92m x 3.54m
6'4" x 11'8"

Bathroom
2.05m x 2.18m
6'9" x 7'2"

Floor Space

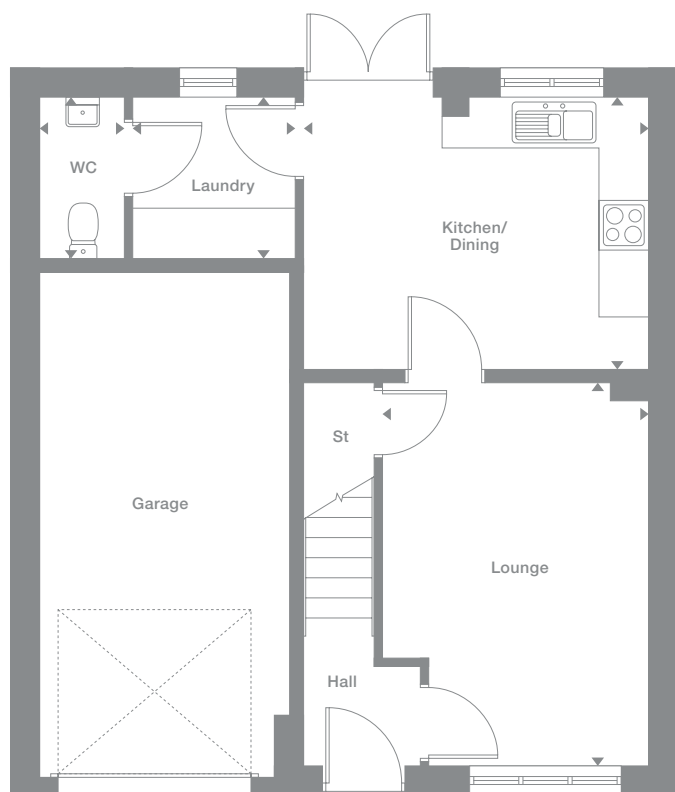
1,025 sq ft

Elevational style and materials may vary depending on plot location. Please see Development Sales Manager for details

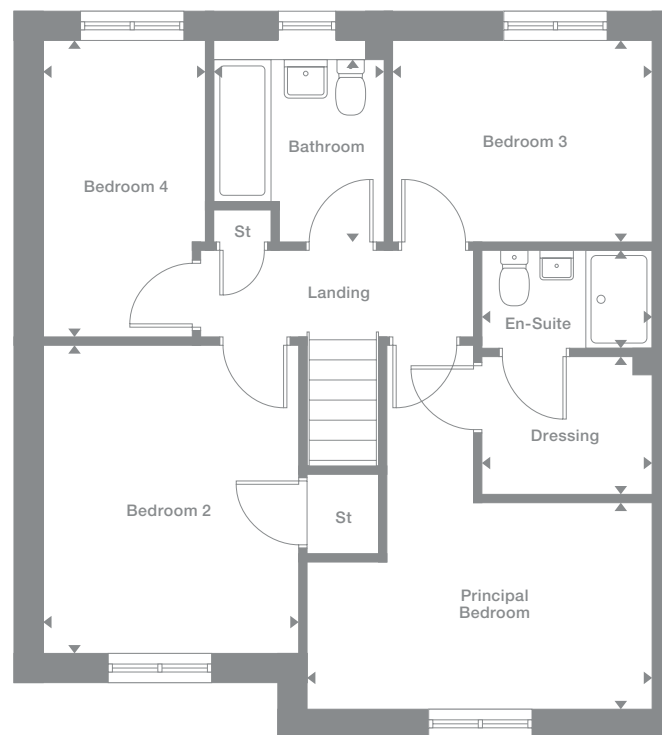
Plots may be a mirror image of the floor plans. Please see Development Sales Manager for details



Ground Floor



First Floor



Photography represents typical Miller Homes' interiors and exteriors. All plans in this brochure are not drawn to scale and are for illustrative purposes only. Consequently, they do not form part of any contract. Room layouts are provisional and may be subject to alteration. Please refer to the 'Important Notices' section at the back of this brochure for more information.

Elderwood

Overview
 Designed to add pleasure to socialising as well as convivial everyday life, the lounge leads through to a bright kitchen with a separate laundry and french doors offering garden access. The principal suite features a luxurious dressing room, and the second bedroom incorporates a built-in cupboard.

- Ground Floor**
- Lounge
3.25m x 4.66m
10'8" x 15'4"
- Kitchen/Dining
4.19m x 3.26m
13'9" x 10'8"
- Laundry
1.95m x 1.92m
6'5" x 6'4"
- WC
1.00m x 1.92m
3'3" x 6'4"
- First Floor**
- Principal Bedroom
4.19m x 2.50m
13'9" x 8'3"
- Dressing
2.04m x 1.65m
6'8" x 5'5"
- En-Suite
2.04m x 1.18m
6'8" x 3'10"
- Bedroom 2
3.05m x 3.73m
10'0" x 12'3"
- Bedroom 3
3.11m x 2.44m
10'2" x 8'0"
- Bedroom 4
1.96m x 3.58m
6'5" x 11'9"
- Bathroom
2.08m x 2.22m
6'10" x 7'4"

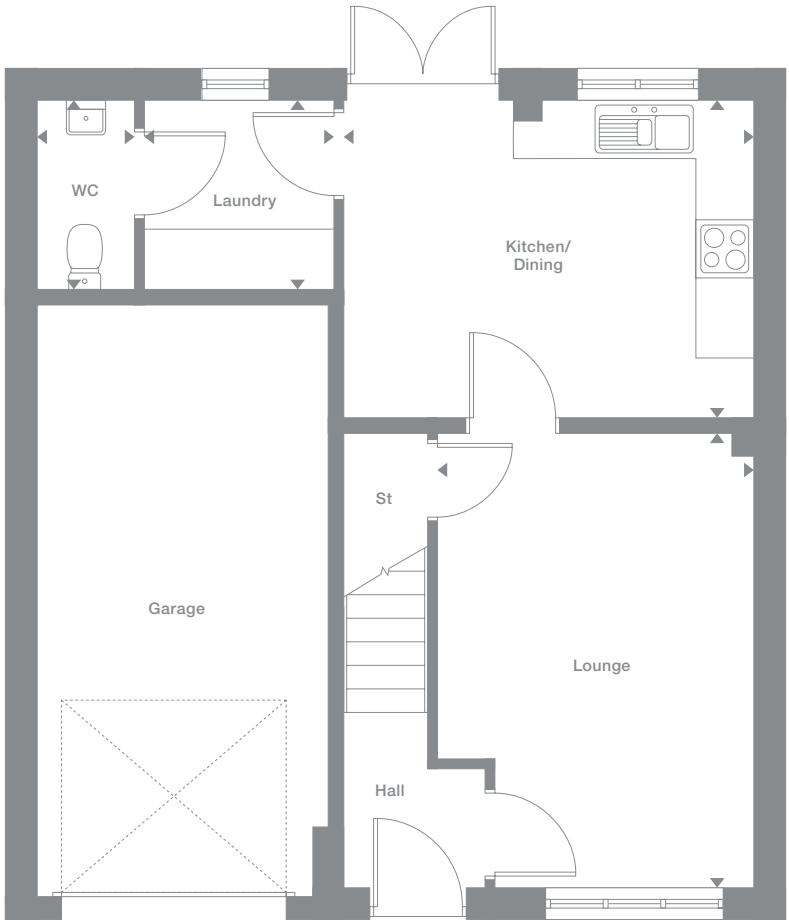
Floor Space
 1,045 sq ft

Elevational style and materials may vary depending on plot location. Please see Development Sales Manager for details

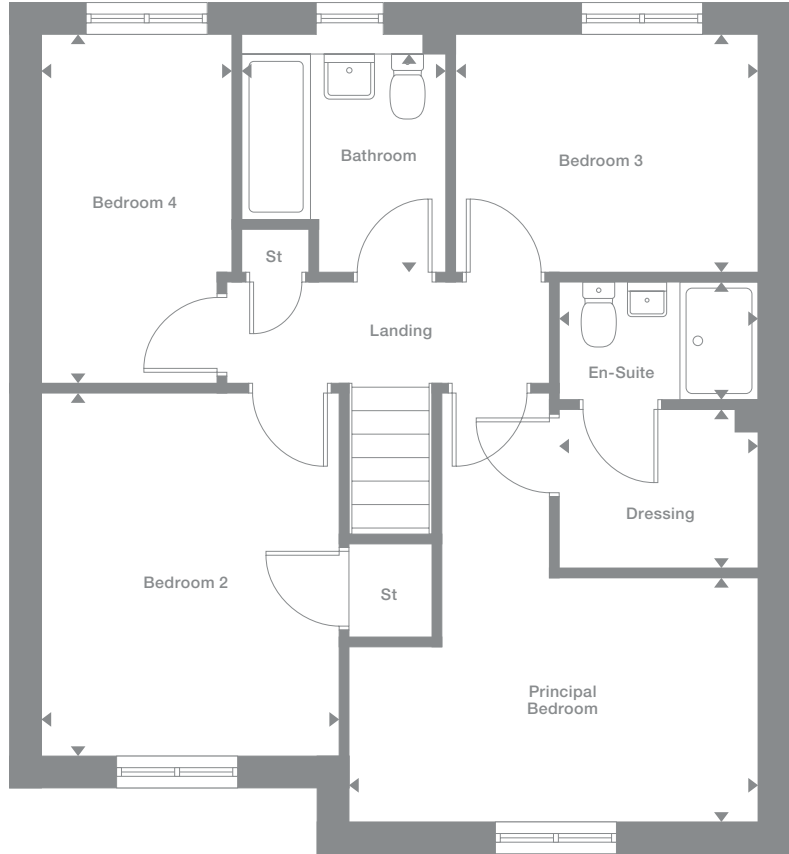
Plots may be a mirror image of the floor plans. Please see Development Sales Manager for details



Ground Floor



First Floor



Photography represents typical Miller Homes' interiors and exteriors. All plans in this brochure are not drawn to scale and are for illustrative purposes only. Consequently, they do not form part of any contract. Room layouts are provisional and may be subject to alteration. Please refer to the 'Important Notice' section at the back of this brochure for more information.

Malory A

Overview

The beautifully proportioned bay window and broad entrance canopy indicate the elegance and comfort to be found within the Malory. French doors create a bright, open ambience in the kitchen and dining room, and one of the three bedrooms is en-suite.

Ground Floor

Lounge
3.85m x 5.25m
12'8" x 17'3"

Kitchen/Dining
3.80m x 3.69m
12'6" x 12'1"

WC
2.00m x 1.09m
6'7" x 3'7"

First Floor

Principal Bedroom
3.85m x 4.35m
12'8" x 14'4"

En-Suite
2.45m x 1.18m
8'1" x 3'10"

Bedroom 2
3.38m x 3.74m
11'1" x 12'3"

Bedroom 3
3.47m x 3.54m
11'5" x 11'7"

Bathroom
2.77m x 2.15m
9'1" x 7'1"

Floor Space

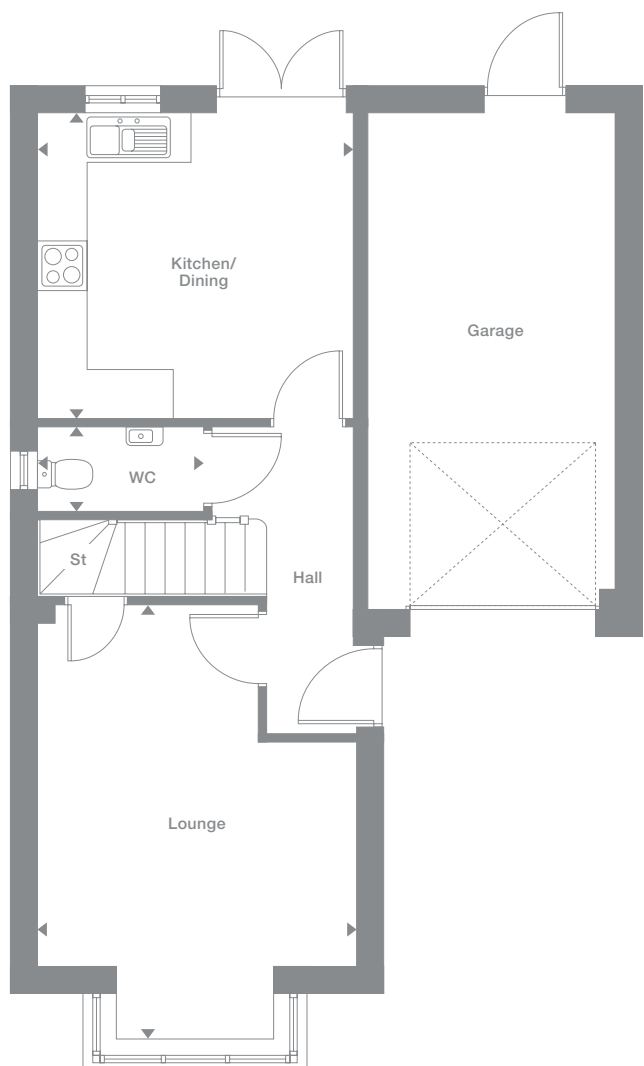
1,068 sq ft

Elevational style and materials may vary depending on plot location. Please see Development Sales Manager for details

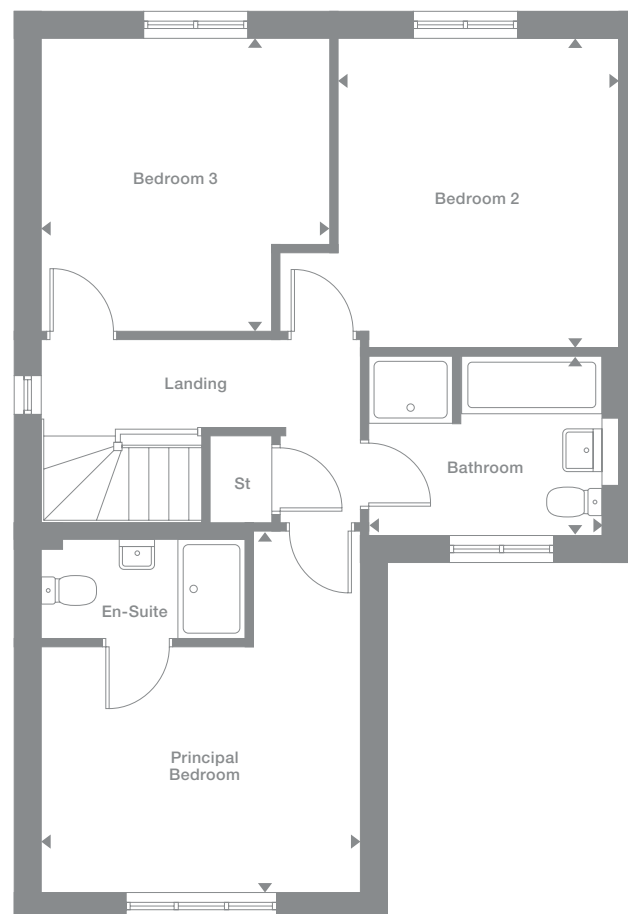
Plots may be a mirror image of the floor plans. Please see Development Sales Manager for details



Ground Floor



First Floor



Photography represents typical Miller Homes' interiors and exteriors. All plans in this brochure are not drawn to scale and are for illustrative purposes only. Consequently, they do not form part of any contract. Room layouts are provisional and may be subject to alteration. Please refer to the 'Important Notices' section at the back of this brochure for more information.

Skywood

Overview

The stylish lounge opens on to a bright, inspiring kitchen, a natural hub for family life, with french doors adding an exciting flexibility to the dining area. The dedicated laundry helps separate household management from leisure space, and one of the four bedrooms is en-suite.

Ground Floor

Lounge
3.27m x 4.82m
10'9" x 15'10"

Kitchen
2.95m x 3.26m
9'8" x 10'9"

Laundry
1.60m x 2.09m
5'3" x 6'10"

Dining
2.84m x 3.26m
9'4" x 10'9"

WC
1.60m x 1.07m
5'3" x 3'6"

First Floor

Principal Bedroom
4.27m x 2.88m
14'0" x 9'6"

En-Suite
1.83m x 2.38m
6'0" x 7'10"

Bedroom 2
3.70m x 2.82m
12'2" x 9'3"

Bedroom 3
3.13m x 2.61m
10'3" x 8'7"

Bedroom 4
3.70m x 2.82m
12'2" x 9'3"

Bathroom
1.70m x 2.09m
5'7" x 6'10"

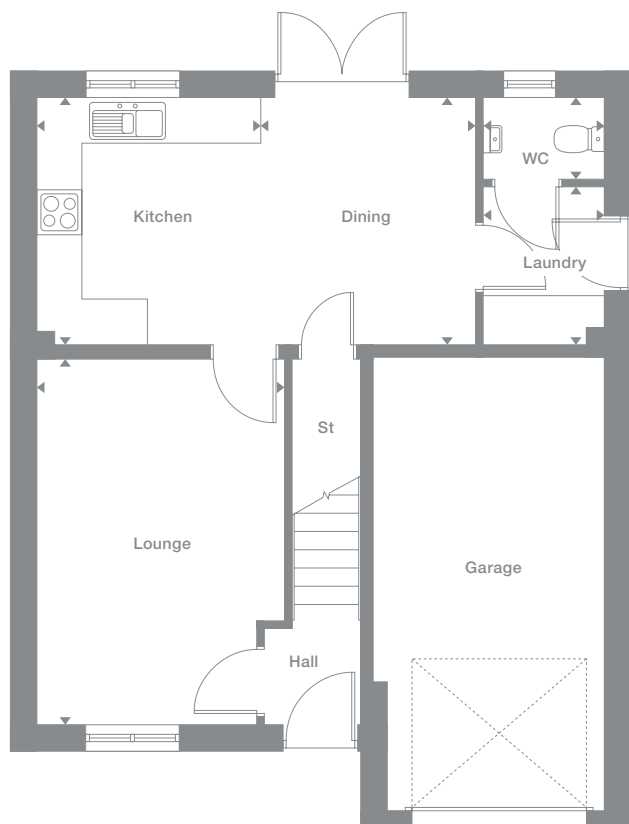
Floor Space

1,144 sq ft

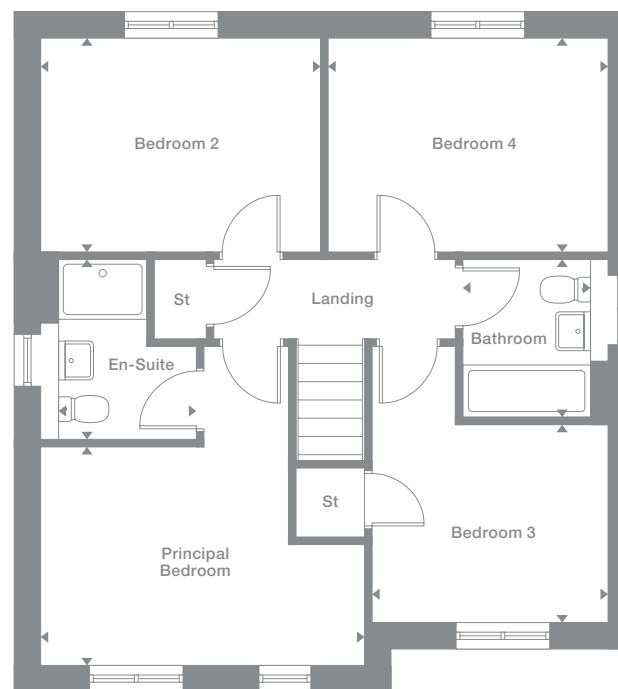
Elevational style and materials may vary depending on plot location. Please see Development Sales Manager for details



Ground Floor



First Floor



Photography represents typical Miller Homes' interiors and exteriors. All plans in this brochure are not drawn to scale and are for illustrative purposes only. Consequently, they do not form part of any contract. Room layouts are provisional and may be subject to alteration. Please refer to the 'Important Notices' section at the back of this brochure for more information.

Hazelwood

Overview
 With an adjoining laundry leaving the space free for relaxed dining and conversation, and french doors integrating the interior with the garden, the exciting kitchen forms a natural hub for family life. One of the four bedrooms is en-suite, and another includes a useful cupboard.

- Ground Floor**
- Lounge
3.38m x 4.86m
11'1" x 15'11"
- Kitchen
2.95m x 3.18m
9'8" x 10'5"
- Laundry
1.60m x 2.13m
5'3" x 7'0"
- Dining
2.91m x 3.18m
9'7" x 10'5"
- WC
1.60m x 0.96m
5'3" x 3'2"
- First Floor**
- Principal Bedroom
4.38m x 2.90m
14'5" x 9'6"
- En-Suite
1.87m x 2.45m
6'2" x 8'1"
- Bedroom 2
3.73m x 2.70m
12'3" x 8'10"
- Bedroom 3
3.73m x 2.70m
12'3" x 8'10"
- Bedroom 4
3.09m x 2.65m
10'2" x 8'8"
- Bathroom
1.70m x 2.14m
5'7" x 7'0"

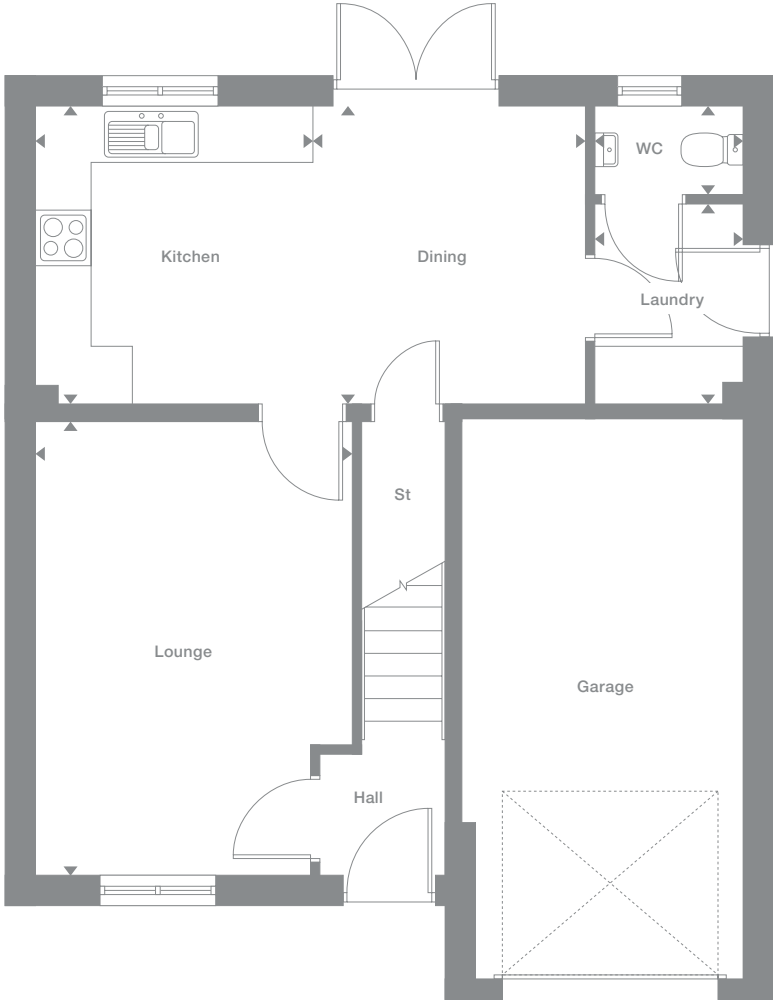
Floor Space
 1,150 sq ft

Elevational style and materials may vary depending on plot location. Please see Development Sales Manager for details

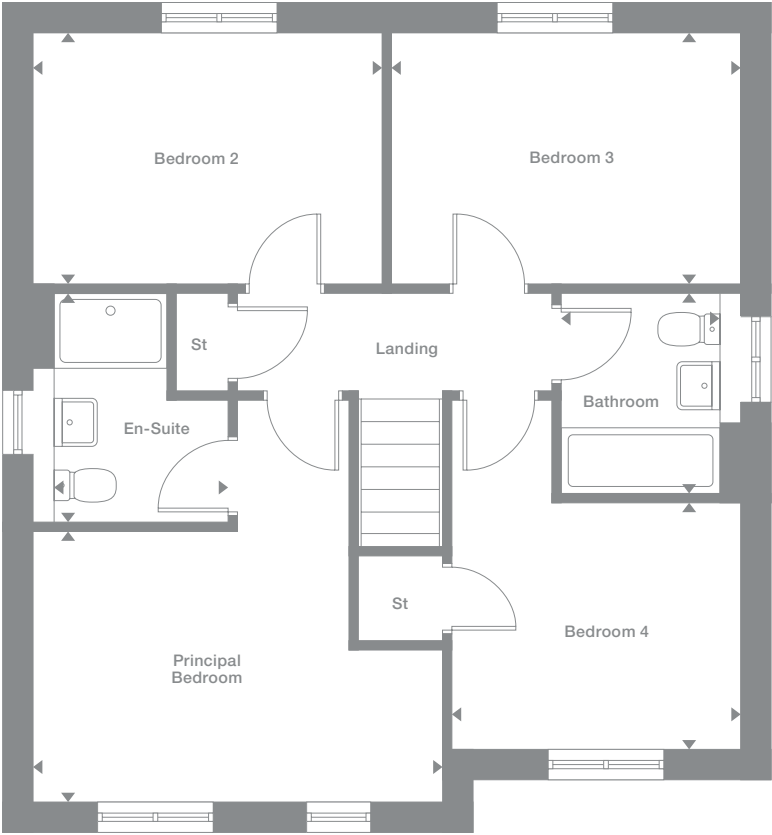
Plots may be a mirror image of the floor plans. Please see Development Sales Manager for details



Ground Floor



First Floor



Photography represents typical Miller Homes' interiors and exteriors. All plans in this brochure are not drawn to scale and are for illustrative purposes only. Consequently, they do not form part of any contract. Room layouts are provisional and may be subject to alteration. Please refer to the 'Important Notice' section at the back of this brochure for more information.

Pierson

Overview

With its bright lounge and attractive, ergonomic kitchen, where stylish french doors enhance the dining area, this is a substantial and flexible family home. The en-suite principal bedroom, a delightful dual-aspect retreat with a dormer window has a special charm.

Ground Floor

Lounge
2.56m x 4.77m
8'5" x 15'8"

Kitchen
2.65m x 3.66m
8'8" x 12'0"

Dining
2.08m x 3.04m
6'10" x 10'0"

WC
0.90m x 2.32m
2'11" x 7'8"

First Floor

Bedroom 2
4.74m x 3.08m
15'7" x 10'2"

Bedroom 3
4.74m x 3.19m
15'7" x 10'6"

Bathroom
2.37m x 2.10m
7'10" x 6'11"

Second Floor

Principal Bedroom
4.74m x 4.75m
to 1.50 H.L.
15'7" x 15'7"

En-Suite
1.33m x 2.44m
to 1.50 H.L.
4'5" x 8'0"

Floor Space

1,167 sq ft

Elevational style and materials may vary depending on plot location. Please see Development Sales Manager for details

Denotes full height ceiling line

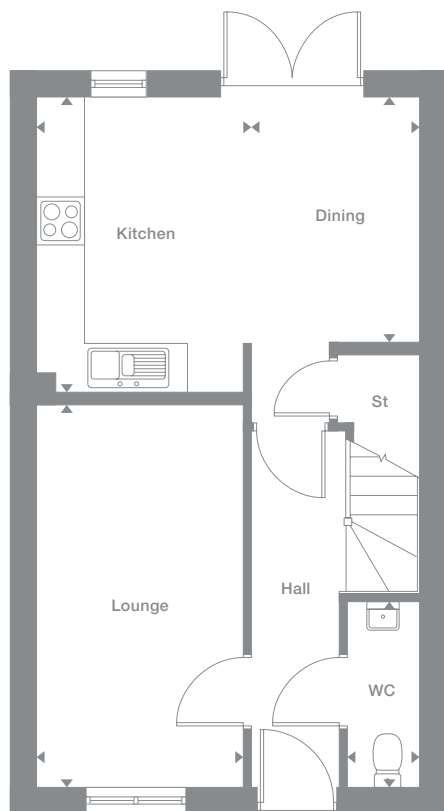
Denotes 1500 height line

↑ Windows only applicable to some plots. Please see Development Sales Manager for details

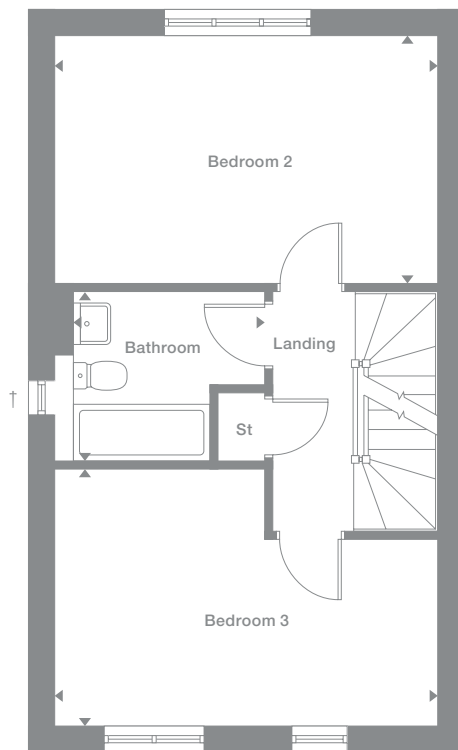
Plots may be a mirror image of the floor plans. Please see Development Sales Manager for details



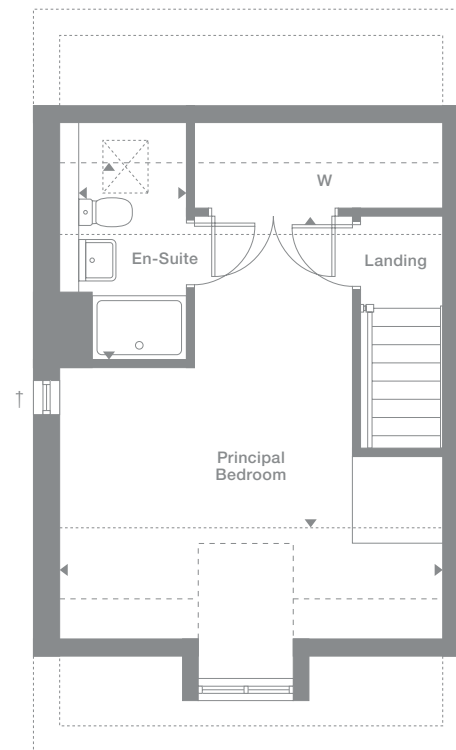
Ground Floor



First Floor



Second Floor



Photography represents typical Miller Homes' interiors and exteriors. All plans in this brochure are not drawn to scale and are for illustrative purposes only. Consequently, they do not form part of any contract. Room layouts are provisional and may be subject to alteration. Please refer to the 'Important Notices' section at the back of this brochure for more information.

Riverwood

Overview

The inviting lounge shares the ground floor with a delightfully airy, superbly planned family kitchen that offers immense flexibility, with feature french doors adding the option of alfresco dining on summer afternoons. A bright staircase leads to four bedrooms, including a comfortable principal suite.

Ground Floor

- Lounge**
3.57m x 3.16m
11'9" x 14'11"
- Kitchen/Family/Dining**
6.47m x 4.51m max
21'3" x 14'10"
- WC**
0.95m x 2.00m
3'1" x 6'7"

First Floor

- Principal Bedroom**
3.57m x 3.16m
11'9" x 10'5"
- En-Suite**
2.51m x 1.18m
8'3" x 3'10"
- Bedroom 2**
2.75m x 4.01m
9'1" x 13'2"
- Bedroom 3**
3.62m x 2.60m
11'11" x 8'7"
- Bedroom 4**
2.80m x 2.68m
9'3" x 8'10"
- Bathroom**
2.51m x 1.94m
8'3" x 6'5"

Floor Space

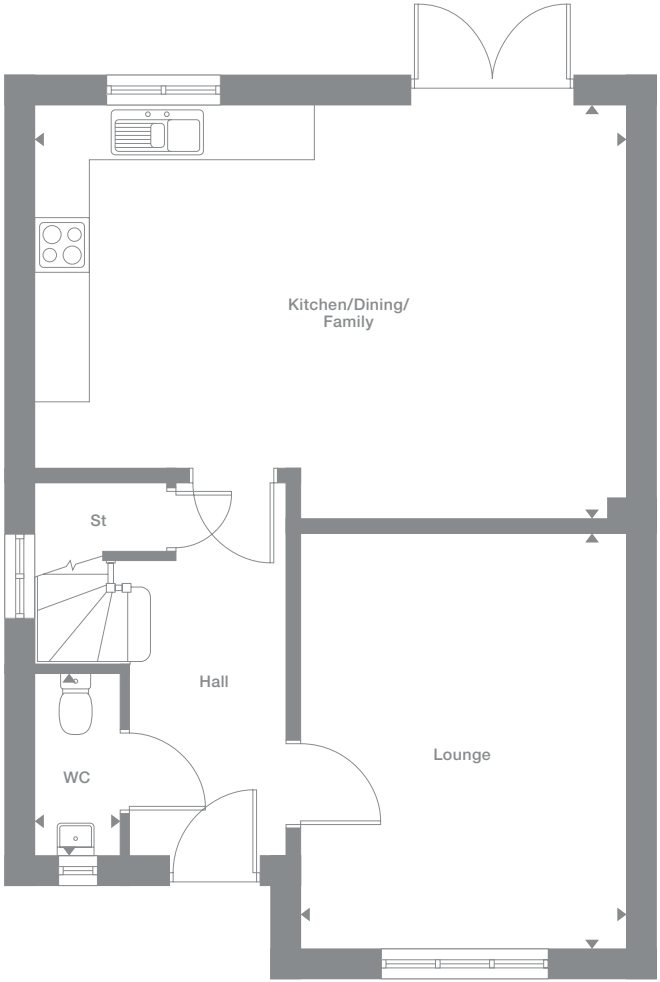
1,219 sq ft

Elevational style and materials may vary depending on plot location. Please see Development Sales Manager for details

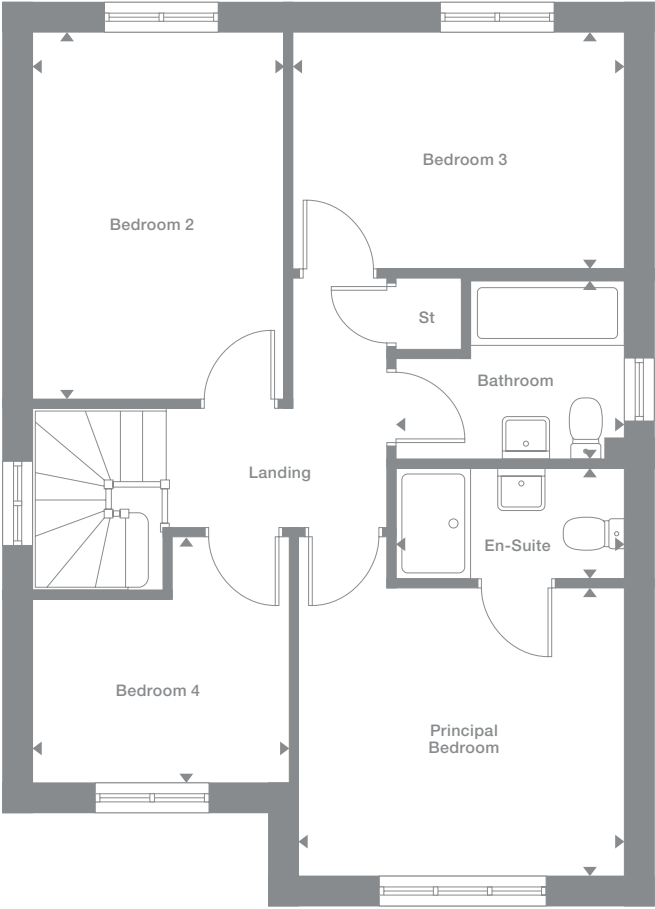
Plots may be a mirror image of the floor plans. Please see Development Sales Manager for details



Ground Floor



First Floor



Photography represents typical Miller Homes' interiors and exteriors. All plans in this brochure are not drawn to scale and are for illustrative purposes only. Consequently, they do not form part of any contract. Room layouts are provisional and may be subject to alteration. Please refer to the 'Important Notice' section at the back of this brochure for more information.

Kirkwood

Overview

Extending the full width of the home, the exciting and adaptable kitchen, dining and family room presents a perfect backdrop to lively everyday life. The lounge incorporates a striking bay window, and the principal bedroom includes an en-suite shower accessed via a walk-through dressing area.

Ground Floor

Lounge
2.95m x 4.43m
9'8" x 14'7"

Kitchen
2.86m x 2.68m
9'5" x 8'10"

Laundry
1.80m x 1.26m
5'11" x 4'2"

Dining
2.16m x 2.68m
7'1" x 8'10"

Family
3.14m x 2.36m
10'4" x 7'9"

WC
1.44m x 1.26m
4'9" x 4'2"

First Floor

Principal Bedroom
4.03m x 2.73m
13'3" x 9'0"

En-Suite
2.60m x 1.18m
8'6" x 3'10"

Dressing
2.60m x 1.42m
8'6" x 4'8"

Bedroom 2
2.95m x 3.91m
9'8" x 12'10"

Bedroom 3
3.04m x 2.87m
10'0" x 9'5"

Bedroom 4
2.60m x 3.94m
8'7" x 12'11"

Bathroom
2.33m x 2.87m
7'8" x 9'5"

Floor Space

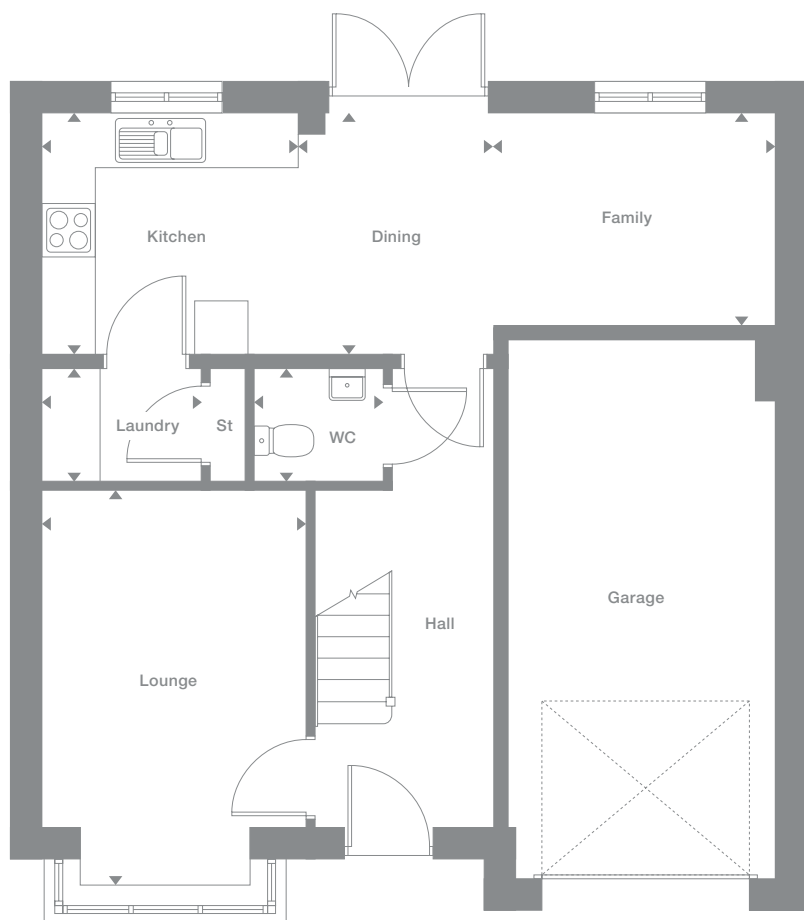
1,240 sq ft

Elevational style and materials may vary depending on plot location. Please see Development Sales Manager for details

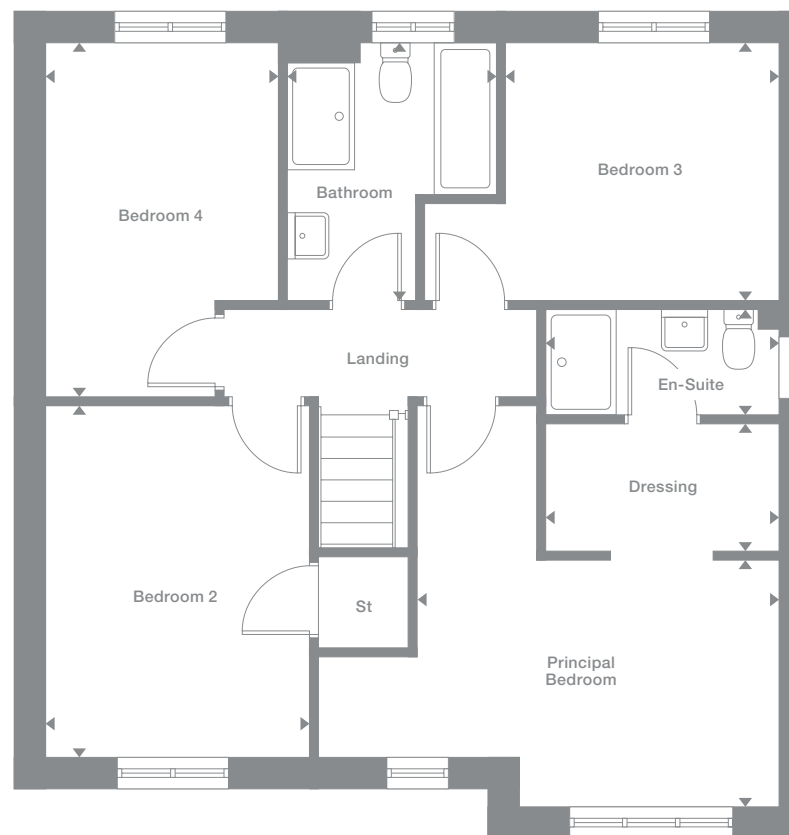
Plots may be a mirror image of the floor plans. Please see Development Sales Manager for details



Ground Floor



First Floor



Photography represents typical Miller Homes' interiors and exteriors. All plans in this brochure are not drawn to scale and are for illustrative purposes only. Consequently, they do not form part of any contract. Room layouts are provisional and may be subject to alteration. Please refer to the 'Important Notices' section at the back of this brochure for more information.

Auden A

Overview
Features such as the innovative bay window incorporating french doors, and the charming principal bedroom suite with its dormer window and dressing area, clearly identify the Auden as a home of immense character and distinction.

Ground Floor	First Floor	Second Floor
Lounge 4.74m x 4.54m 15'7" x 14'11"	Bedroom 2 4.74m x 3.77m 15'7" x 12'5"	Principal Bedroom 3.55m x 3.94m to 119 H.L. 11'8" x 12'11"
Dining 2.58m x 2.31m 8'6" x 7'7"	Bedroom 3 2.50m x 3.17m 8'3" x 10'5"	En-Suite 2.12m x 2.32m 7'0" x 7'7"
Kitchen 2.58m x 2.80m 8'6" x 9'2"	Bedroom 4 2.14m x 2.14m 7'0" x 7'1"	Dressing 2.32m x 2.11m 7'7" x 6'11"
WC 0.91m x 2.14m 3'0" x 7'1"	Bathroom 2.50m x 3.10m 8'3" x 10'2"	

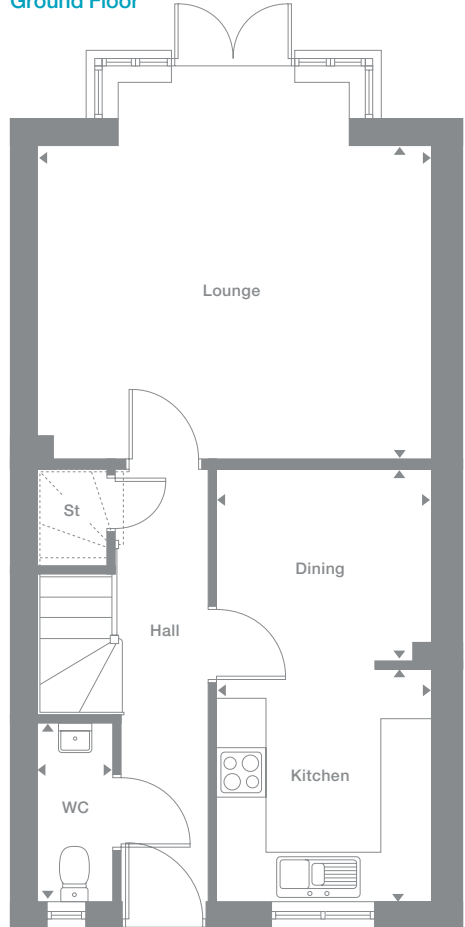
Floor Space
1,275 sq ft

Elevational style and materials may vary depending on plot location. Please see Development Sales Manager for details

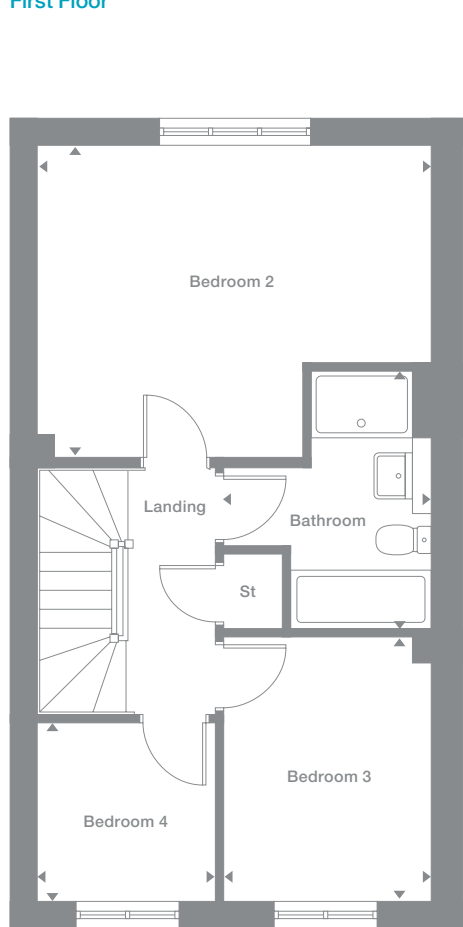
Plots may be a mirror image of the floor plans. Please see Development Sales Manager for details



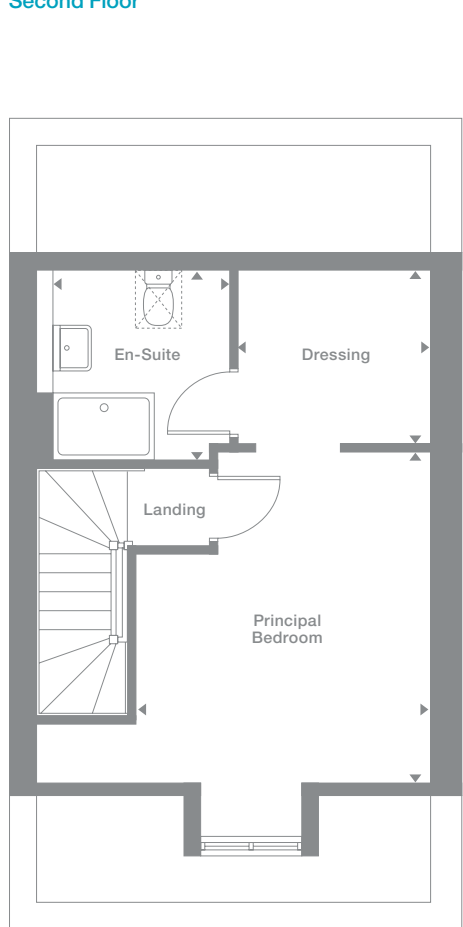
Ground Floor



First Floor



Second Floor



how will you use your new home?

Photography represents typical Miller Homes' interiors and exteriors. All plans in this brochure are not drawn to scale and are for illustrative purposes only. Consequently, they do not form part of any contract. Room layouts are provisional and may be subject to alteration. Please refer to the 'Important Notice' section at the back of this brochure for more information.

Norwood

Overview

Filled with practical and attractive features, from the self-contained laundry that leaves the bright kitchen and dining room free for enjoying family time to the useful study, this is a comfortable, adaptable home. A feature gallery landing leads to four bedrooms, one of them en-suite.

Ground Floor

Lounge
3.58m x 4.51m
11'9" x 14'10"

Kitchen
3.36m x 2.95m
11'0" x 9'8"

Laundry
2.05m x 1.66m
6'9" x 5'5"

Family/Dining
3.71m x 3.84m
12'2" x 12'7"

Study
2.05m x 1.96m
6'9" x 6'5"

WC
2.05m x 1.12m
6'9" x 3'8"

First Floor

Principal Bedroom
3.58m x 3.17m
11'9" x 10'5"

En-Suite
2.31m x 1.30m
7'7" x 4'3"

Bedroom 2
3.65m x 2.73m
12'0" x 9'0"

Bedroom 3
3.40m x 3.15m
11'2" x 10'4"

Bedroom 4
3.32m x 2.72m
10'11" x 8'11"

Bathroom
2.57m x 1.99m
8'5" x 6'6"

Floor Space

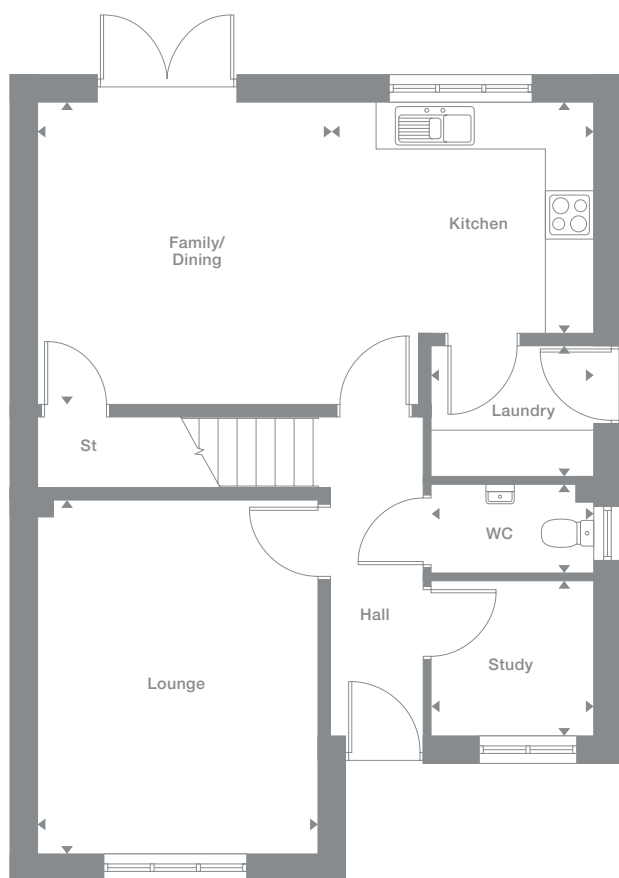
1,344 sq ft

Elevational style and materials may vary depending on plot location. Please see Development Sales Manager for details

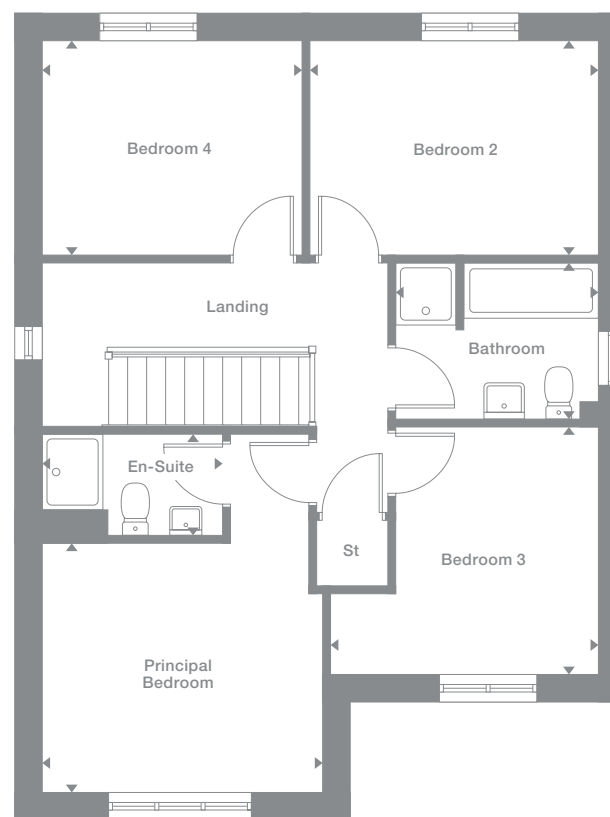
Plots may be a mirror image of the floor plans. Please see Development Sales Manager for details



Ground Floor



First Floor



Photography represents typical Miller Homes' interiors and exteriors. All plans in this brochure are not drawn to scale and are for illustrative purposes only. Consequently, they do not form part of any contract. Room layouts are provisional and may be subject to alteration. Please refer to the 'Important Notices' section at the back of this brochure for more information.

Beauwood

Overview

From the bay-windowed lounge to the en-suite bedroom, this is a home filled with premium features. The kitchen, the study or family room and two of the bedrooms are dual aspect, and the dining area's french doors add extra flexibility to the light, open ambience.

Ground Floor

- Lounge**
4.10m x 4.09m
13'5" x 13'5"
- Kitchen**
3.48m x 3.96m
11'5" x 13'0"
- Laundry**
2.12m x 1.76m
7'0" x 5'9"
- Dining**
3.48m x 2.83m
11'5" x 9'4"
- Study/Family**
3.42m x 2.61m
11'3" x 8'7"
- WC**
1.07m x 1.55m
3'6" x 5'1"

First Floor

- Principal Bedroom**
3.53m x 3.41m
11'7" x 11'2"
- En-Suite**
2.04m x 1.76m
6'8" x 5'9"
- Bedroom 2**
3.48m x 3.30m
11'5" x 10'10"
- Bedroom 3**
2.42m x 3.39m
8'0" x 11'2"
- Bedroom 4**
3.56m x 3.28m
11'8" x 10'9"
- Bathroom**
3.14m x 1.70m
10'4" x 5'7"

Floor Space

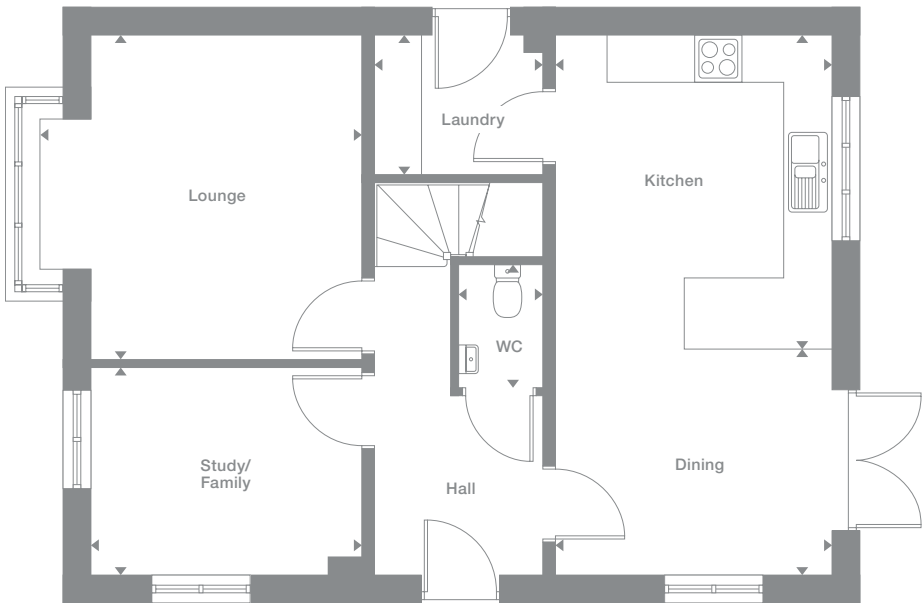
1,379sq ft

Elevational style and materials may vary depending on plot location. Please see Development Sales Manager for details

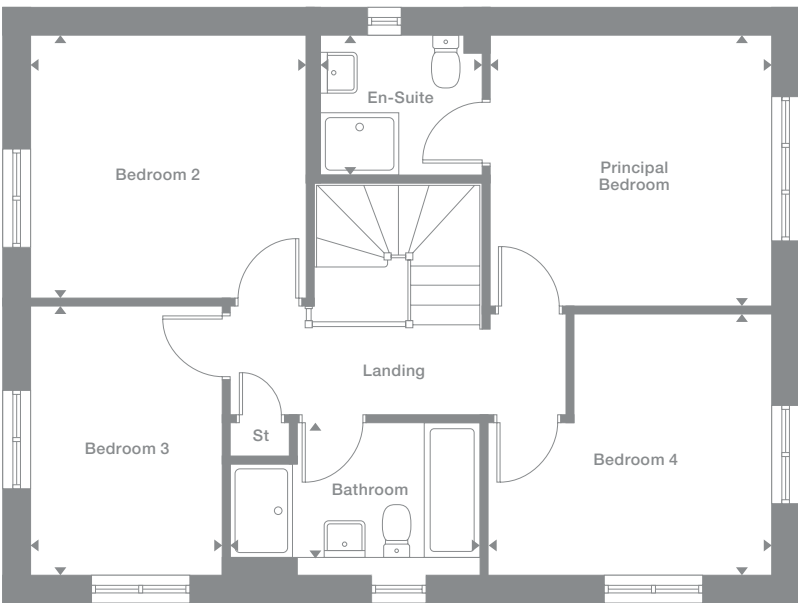
Plots may be a mirror image of the floor plans. Please see Development Sales Manager for details



Ground Floor



First Floor



Photography represents typical Miller Homes' interiors and exteriors. All plans in this brochure are not drawn to scale and are for illustrative purposes only. Consequently, they do not form part of any contract. Room layouts are provisional and may be subject to alteration. Please refer to the 'Important Notices' section at the back of this brochure for more information.

Denwood

Overview

Dominated by a bright bay window, the lounge reflects the unmistakable quality found throughout this impressive home. The kitchen and dining room provides a naturally light, stimulating setting for family life, two of the four bedrooms are en-suite and one includes a walk-through dressing area.

Ground Floor

Lounge
3.15m x 4.74m
10'4" x 15'7"

Kitchen
3.19m x 3.16m
10'6" x 10'4"

Laundry
1.83m x 1.26m
6'0" x 4'2"

Dining
2.17m x 3.16m
7'2" x 10'4"

Family
3.14m x 2.59m
10'4" x 8'6"

WC
1.44m x 1.26m
4'9" x 4'2"

First Floor

Principal Bedroom
4.75m x 3.09m
15'7" x 10'2"

En-Suite 1
2.76m x 1.18m
9'1" x 3'10"

Dressing
2.76m x 1.56m
9'1" x 5'2"

Bedroom 2
3.66m x 3.05m
12'0" x 10'0"

En-Suite 2
1.98m x 2.13m
6'6" x 7'0"

Bedroom 3
2.74m x 3.33m
9'0" x 10'11"

Bedroom 4
3.10m x 2.60m
10'2" x 8'6"

Bathroom
2.44m x 2.60m
8'0" x 8'6"

Floor Space

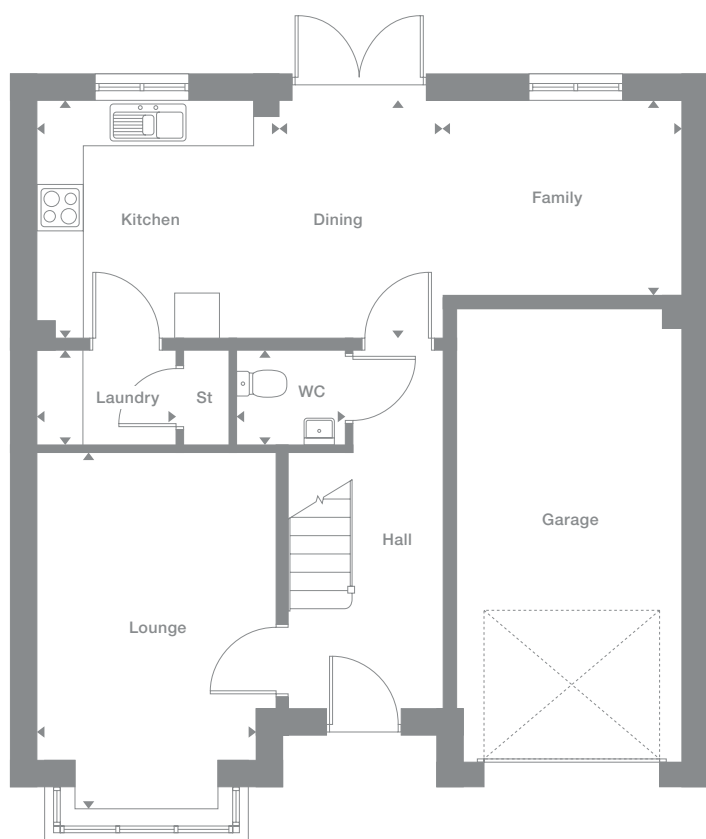
1,368 sq ft

Elevation style and materials may vary depending on plot location. Please see Development Sales Manager for details

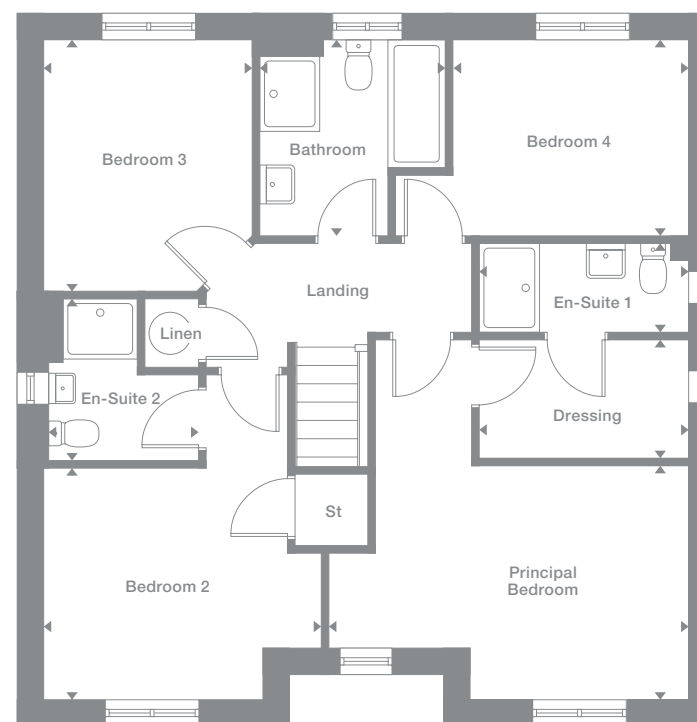
Plots may be a mirror image of the floor plans. Please see Development Sales Manager for details



Ground Floor



First Floor



Photography represents typical Miller Homes' interiors and exteriors. All plans in this brochure are not drawn to scale and are for illustrative purposes only. Consequently, they do not form part of any contract. Room layouts are provisional and may be subject to alteration. Please refer to the 'Important Notice' section at the back of this brochure for more information.

Oakwood

Overview

The striking bay windowed lounge and inviting family kitchen, with french doors lighting the dining area, are ideal for social gatherings, while a separate laundry and a study add utility and privacy. Upstairs, a feature gallery landing leads to four bedrooms, one of them en-suite.

Ground Floor

- Lounge**
3.65m x 5.44m
12'0" x 17'10"
- Kitchen**
3.36m x 2.99m
11'0" x 9'10"
- Laundry**
2.08m x 1.66m
6'10" x 5'5"
- Family/Dining**
3.78m x 3.88m
12'5" x 12'9"
- Study**
2.08m x 2.01m
6'10" x 6'7"
- WC**
2.08m x 1.13m
6'10" x 3'9"

First Floor

- Principal Bedroom**
3.65m x 3.21m
12'0" x 10'6"
- En-Suite**
2.40m x 1.30m
7'11" x 4'3"
- Bedroom 2**
3.79m x 2.75m
12'5" x 9'1"
- Bedroom 3**
3.26m x 2.74m
10'8" x 9'0"
- Bedroom 4**
3.40m x 3.18m
11'2" x 10'5"
- Bathroom**
2.56m x 2.00m
8'5" x 6'7"

Floor Space

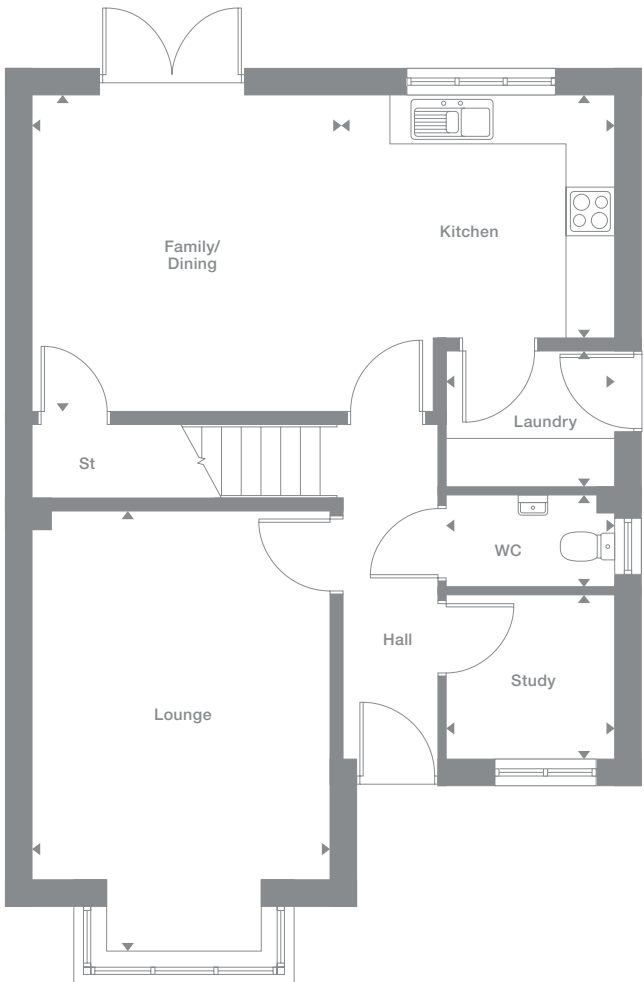
1,388 sq ft

Elevational style and materials may vary depending on plot location. Please see Development Sales Manager for details

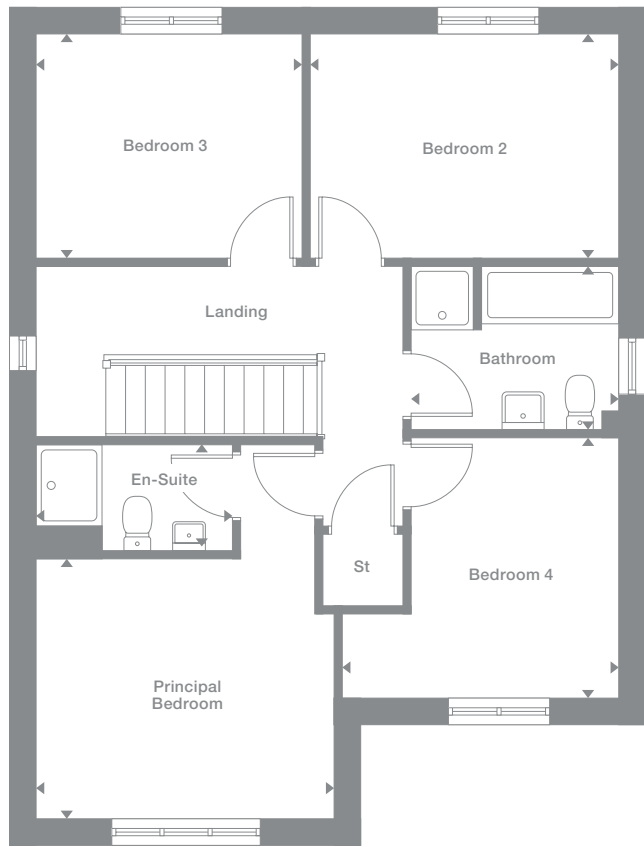
Plots may be a mirror image of the floor plans. Please see Development Sales Manager for details



Ground Floor



First Floor



Photography represents typical Miller Homes' interiors and exteriors. All plans in this brochure are not drawn to scale and are for illustrative purposes only. Consequently, they do not form part of any contract. Room layouts are provisional and may be subject to alteration. Please refer to the 'Important Notices' section at the back of this brochure for more information.

Sherwood

Overview

Providing a lively contrast to the elegant bay-windowed lounge, the kitchen, dining and family room is lit by twin windows and incorporates french doors to create an endlessly adaptable, welcoming space. Two bedrooms are en-suite, and one includes a very special self-contained dressing room.

Ground Floor

Lounge
3.19m x 5.04m
10'6" x 16'7"

Kitchen
3.22m x 3.16m
10'7" x 10'4"

Laundry
1.87m x 1.26m
6'2" x 4'2"

Dining
2.20m x 3.16m
7'3" x 10'4"

Family
3.15m x 2.62m
10'4" x 8'7"

WC
1.44m x 1.26m
4'9" x 4'2"

First Floor

Principal Bedroom
4.78m x 3.09m
15'9" x 10'2"

En-Suite 1
2.80m x 1.18m
9'2" x 3'10"

Dressing
2.80m x 1.63m
9'2" x 5'4"

Bedroom 2
3.69m x 3.09m
12'2" x 10'2"

En-Suite 2
1.98m x 2.15m
6'6" x 7'1"

Bedroom 3
2.74m x 3.37m
9'0" x 11'1"

Bedroom 4
3.14m x 2.60m
10'4" x 8'6"

Bathroom
2.48m x 2.60m
8'2" x 8'6"

Floor Space

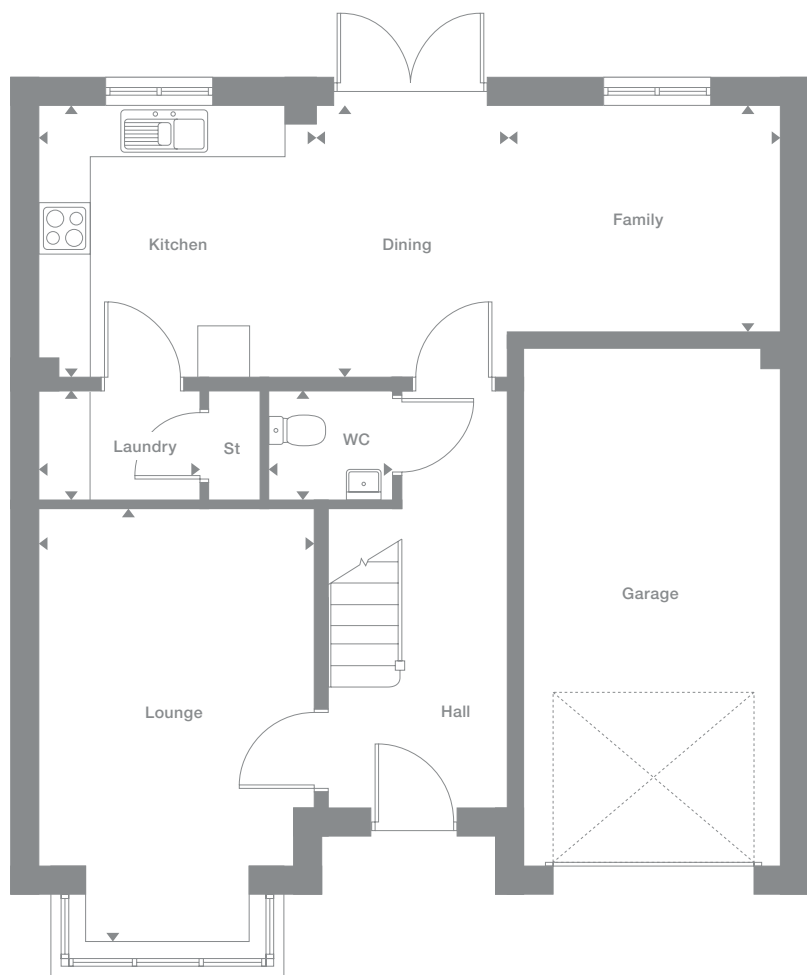
1,400 sq ft

Elevational style and materials may vary depending on plot location. Please see Development Sales Manager for details

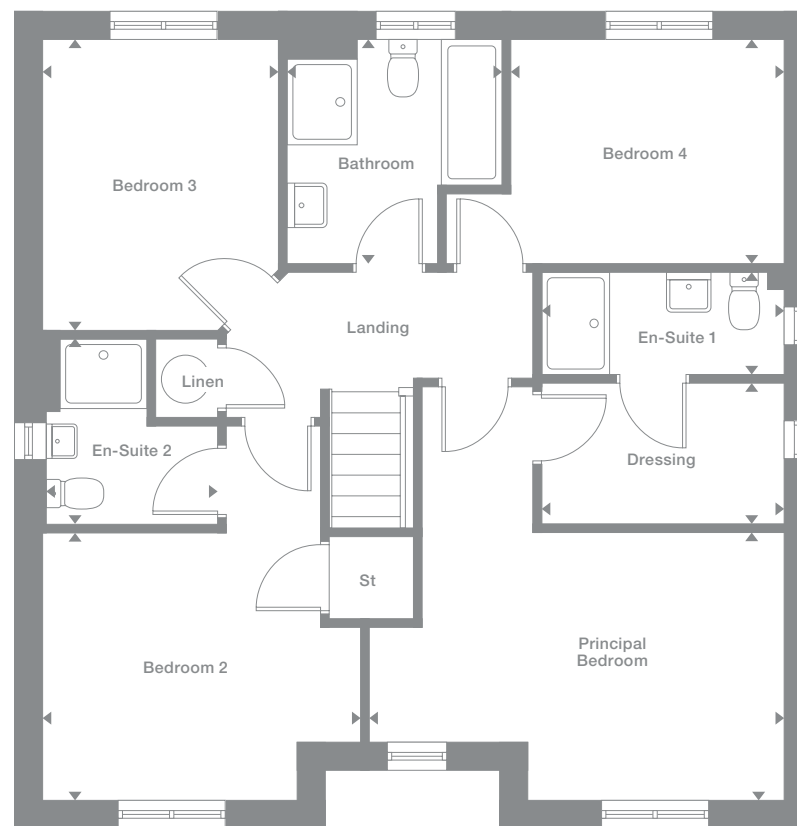
Plots may be a mirror image of the floor plans. Please see Development Sales Manager for details



Ground Floor



First Floor



Photography represents typical Miller Homes' interiors and exteriors. All plans in this brochure are not drawn to scale and are for illustrative purposes only. Consequently, they do not form part of any contract. Room layouts are provisional and may be subject to alteration. Please refer to the 'Important Notices' section at the back of this brochure for more information.

Baywood

Overview
Dual aspect windows in the kitchen, study and two of the bedrooms are complemented by french doors in the dining area and a traditional bay window in the lounge, filling this prestigious family home with natural light. The principal bedroom adjoins an en-suite shower room.

Ground Floor	First Floor
Lounge 4.36m x 4.16m 14'4" x 13'8"	Principal Bedroom 3.57m x 3.68m 11'9" x 12'1"
Kitchen 3.51m x 3.96m 11'6" x 13'0"	En-Suite 2.04m x 1.76m 6'8" x 5'9"
Laundry 2.12m x 1.76m 7'0" x 5'9"	Bedroom 2 3.51m x 3.23m 11'7" x 10'7"
Dining 3.51m x 2.90m 11'6" x 9'6"	Bedroom 3 2.47m x 3.53m 8'1" x 11'7"
Study 2.32m x 2.61m 7'7" x 8'7"	Bedroom 4 3.51m x 3.08m 11'6" x 10'1"
WC 1.04m x 1.45m 3'5" x 4'9"	Bathroom 3.21m x 1.70m 10'7" x 5'7"

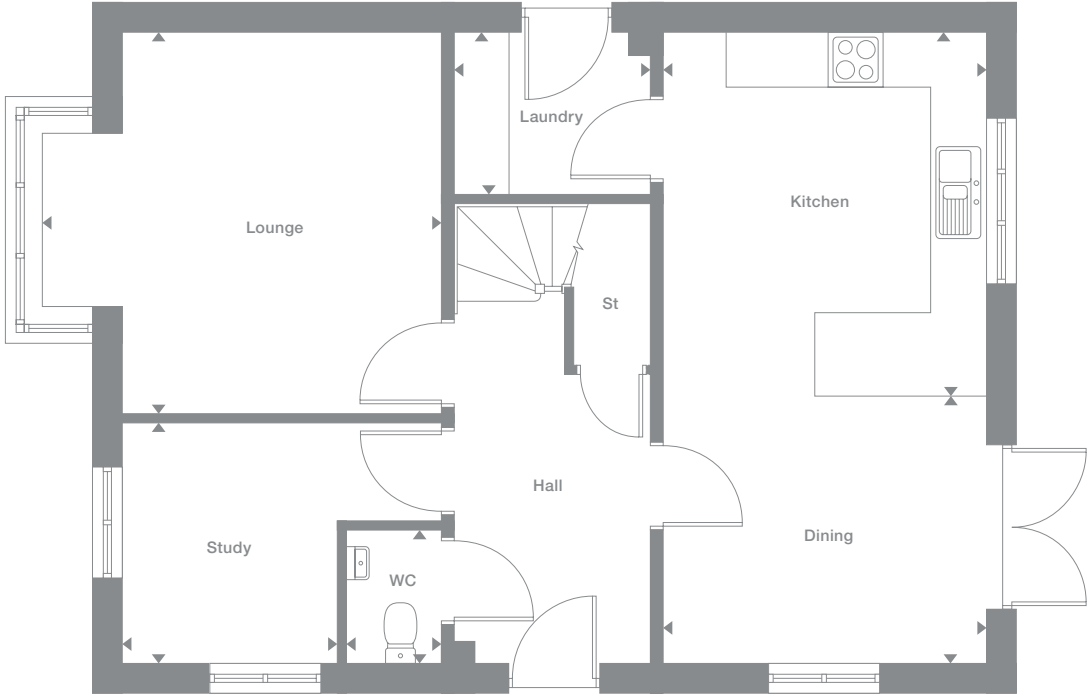
Floor Space
1,408 sq ft

Elevational style and materials may vary depending on plot location. Please see Development Sales Manager for details

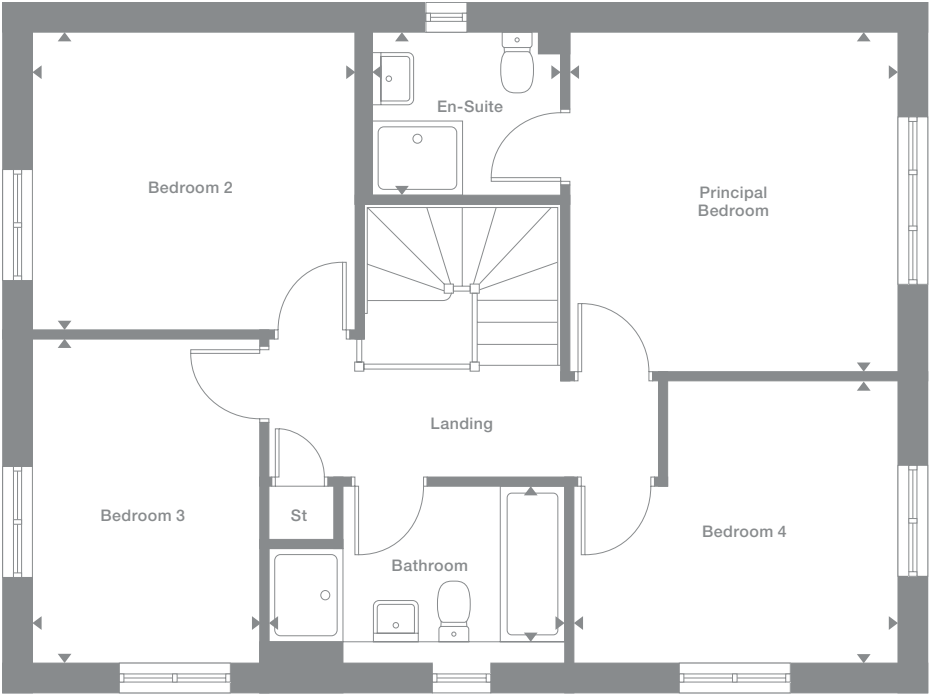


Plots may be a mirror image of the floor plans. Please see Development Sales Manager for details

Ground Floor



First Floor



Photography represents typical Miller Homes' interiors and exteriors. All plans in this brochure are not drawn to scale and are for illustrative purposes only. Consequently, they do not form part of any contract. Room layouts are provisional and may be subject to alteration. Please refer to the 'Important Notices' section at the back of this brochure for more information.

Beechford

Overview

Enhanced by its imposing bay window, the lounge reflects the opulence this striking home. From the thoughtful convenience of the galley kitchen and garden dining room to the gallery landing and five bedrooms, including two en-suites, each detail will add pleasure to everyday life.

Ground Floor

Lounge
3.32m x 5.66m
10'11" x 18'7"

Kitchen
4.29m x 2.94m
14'1" x 9'8"

Laundry
1.67m x 1.89m
5'6" x 6'2"

Dining
4.15m x 2.94m
13'8" x 9'8"

WC
1.67m x 0.96m
5'6" x 3'2"

First Floor

Principal Bedroom
3.32m x 3.15m
10'11" x 10'4"

En-Suite 1
1.69m x 1.99m
5'7" x 6'7"

Dressing
2.27m x 1.62m
7'5" x 5'4"

Bedroom 2
2.67m x 3.97m
8'9" x 13'1"

En-Suite 2
1.70m x 2.01m
5'7" x 6'7"

Bedroom 3
3.15m x 3.06m
10'4" x 10'0"

Bedroom 4
2.67m x 3.13m
8'9" x 10'4"

Bedroom 5
2.37m x 2.01m
7'10" x 6'7"

Bathroom
2.24m x 1.83m
7'4" x 6'0"

Floor Space

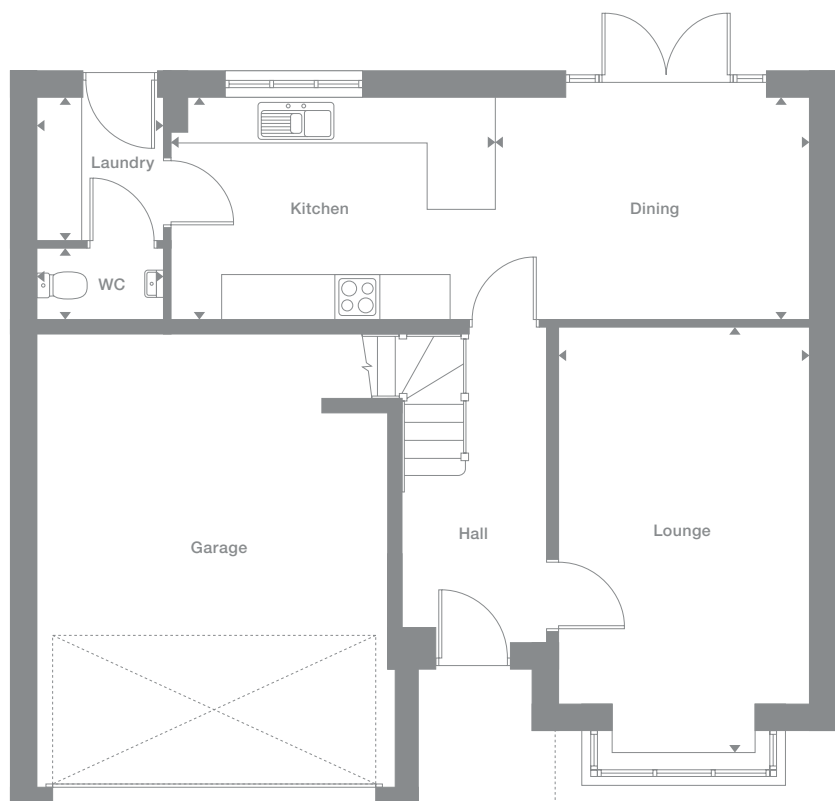
1,435 sq ft

Elevational style and materials may vary depending on plot location. Please see Development Sales Manager for details

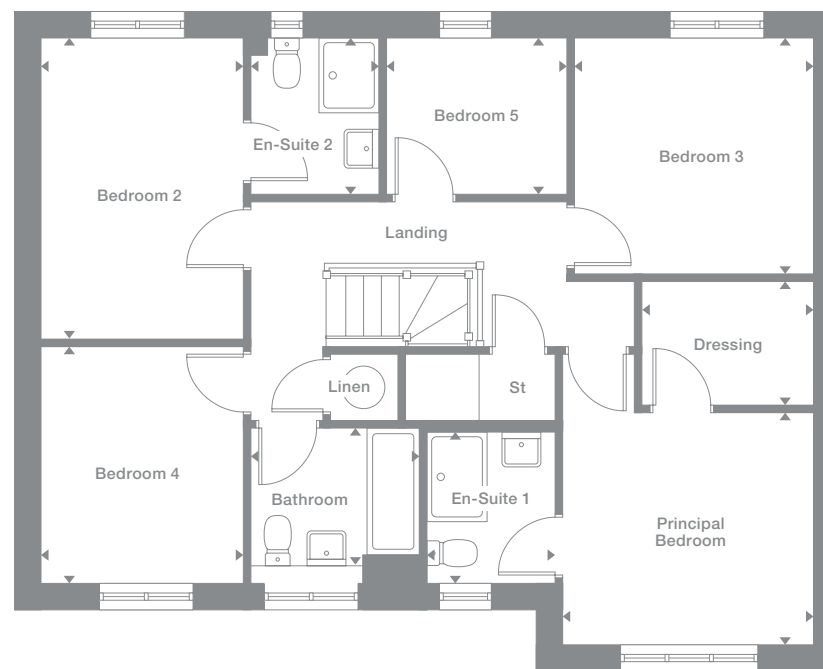
Plots may be a mirror image of the floor plans. Please see Development Sales Manager for details



Ground Floor



First Floor



Photography represents typical Miller Homes' interiors and exteriors. All plans in this brochure are not drawn to scale and are for illustrative purposes only. Consequently, they do not form part of any contract. Room layouts are provisional and may be subject to alteration. Please refer to the 'Important Notices' section at the back of this brochure for more information.

Bayford

Overview

The bay windowed lounge and bright dining room, with its feature french doors, present an outstanding backdrop to convivial gatherings. The en-suite principal bedroom includes a separate dressing room, and a second en-suite bedroom opens up the option of offering exceptional guest accommodation.

Ground Floor

- Lounge**
3.39m x 5.92m
11'2" x 19'5"
- Kitchen**
4.29m x 2.97m
14'1" x 9'9"
- Laundry**
1.67m x 1.92m
5'6" x 6'4"
- Dining**
4.22m x 2.97m
13'10" x 9'9"
- WC**
1.67m x 0.96m
5'6" x 3'2"

First Floor

- Principal Bedroom**
3.39m x 3.20m
11'2" x 10'6"
- En-Suite 1**
1.66m x 2.03m
5'5" x 6'8"
- Dressing**
2.30m x 1.65m
7'7" x 5'5"
- Bedroom 2**
2.70m x 4.01m
8'11" x 13'2"
- En-Suite 2**
1.70m x 2.00m
5'7" x 6'7"
- Bedroom 3**
3.19m x 3.05m
10'6" x 10'0"
- Bedroom 4**
2.70m x 3.17m
8'11" x 10'5"
- Bedroom 5**
2.37m x 2.00m
7'10" x 6'7"
- Bathroom**
2.24m x 1.87m
7'4" x 6'2"

Floor Space

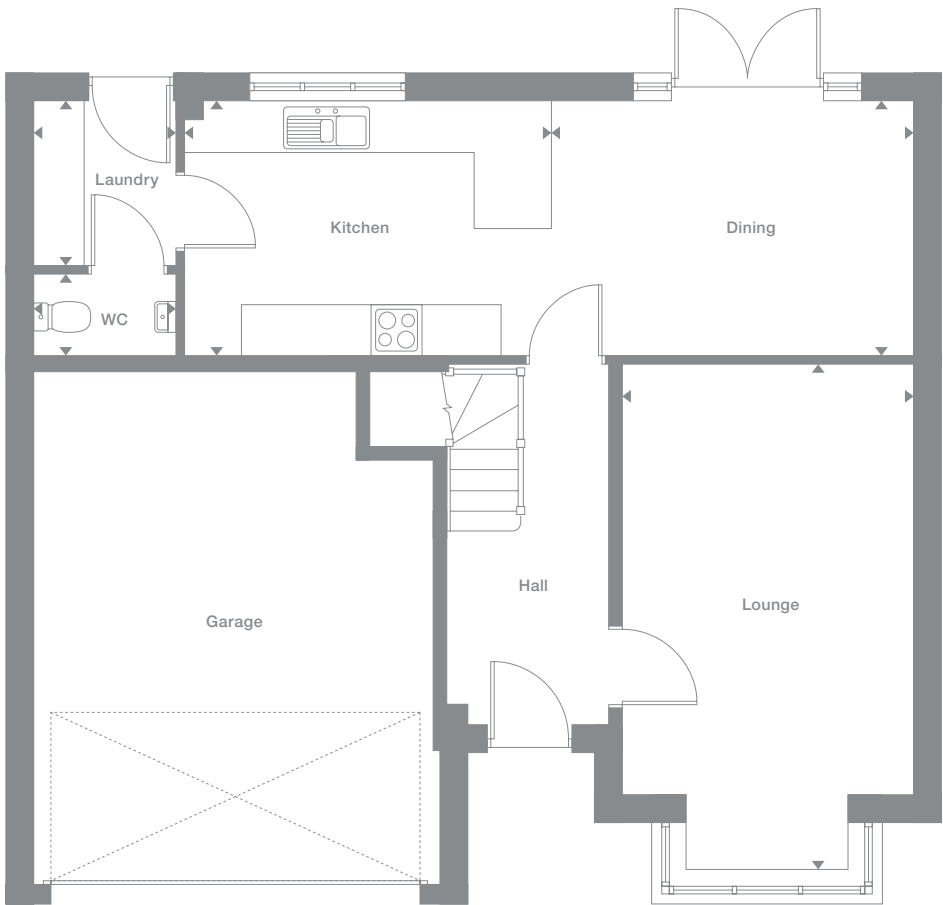
1,464 sq ft

Elevational style and materials may vary depending on plot location. Please see Development Sales Manager for details

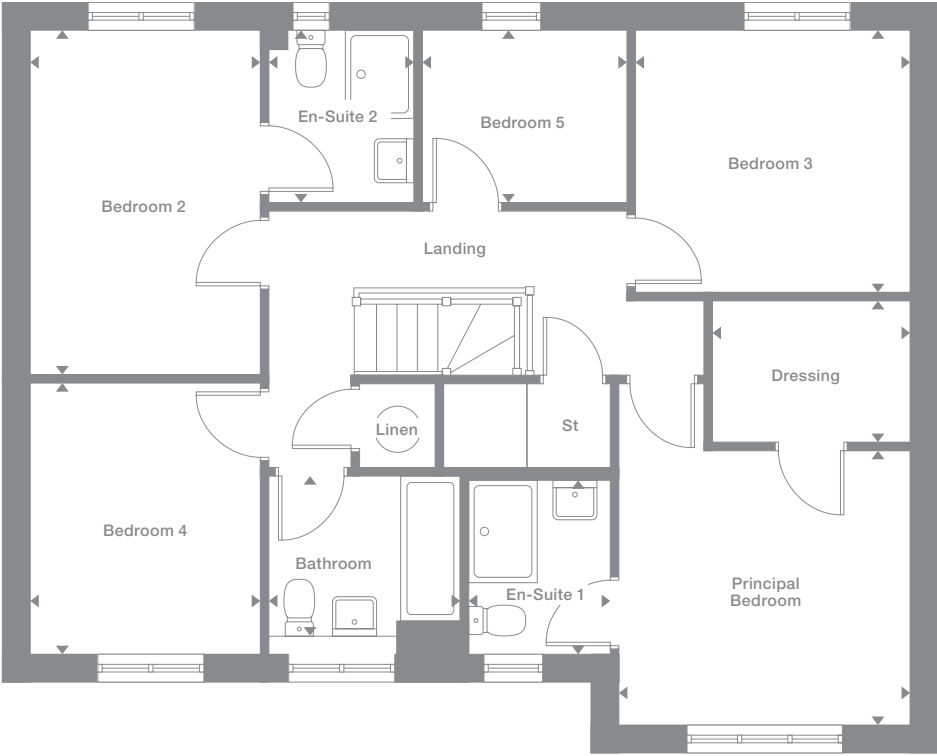
Plots may be a mirror image of the floor plans. Please see Development Sales Manager for details



Ground Floor



First Floor



Photography represents typical Miller Homes' interiors and exteriors. All plans in this brochure are not drawn to scale and are for illustrative purposes only. Consequently, they do not form part of any contract. Room layouts are provisional and may be subject to alteration. Please refer to the 'Important Notices' section at the back of this brochure for more information.

Denford

Overview

From the assured elegance of the bay-windowed lounge to the five bedrooms, two of them en-suite and one with a dressing room, this is a breathtakingly impressive home. The L-shaped family kitchen, with its french doors and galley-style kitchen, is perfect for large, lively gatherings.

Ground Floor

Lounge
3.78m x 4.78m
12'5" x 15'8"

Kitchen
4.18m x 2.81m
13'9" x 9'3"

Laundry
1.88m x 1.74m
6'2" x 5'9"

Dining
4.04m x 2.81m
13'3" x 9'3"

Family
4.04m x 2.75m
13'3" x 9'0"

WC
1.88m x 0.97m
6'2" x 3'2"

First Floor

Principal Bedroom
3.78m x 3.12m
12'5" x 10'3"

En-Suite 1
2.46m x 1.18m
8'1" x 3'10"

Dressing
1.67m x 2.17m
5'6" x 7'2"

Bedroom 2
3.03m x 3.65m
9'11" x 12'0"

En-Suite 2
1.96m x 1.51m
6'5" x 4'11"

Bedroom 3
3.96m x 2.91m
13'0" x 9'7"

Bedroom 4
2.99m x 2.91m
9'10" x 9'7"

Bedroom 5
4.24m x 2.47m
13'11" x 8'1"

Bathroom
2.67m x 1.95m
8'9" x 6'5"

Floor Space

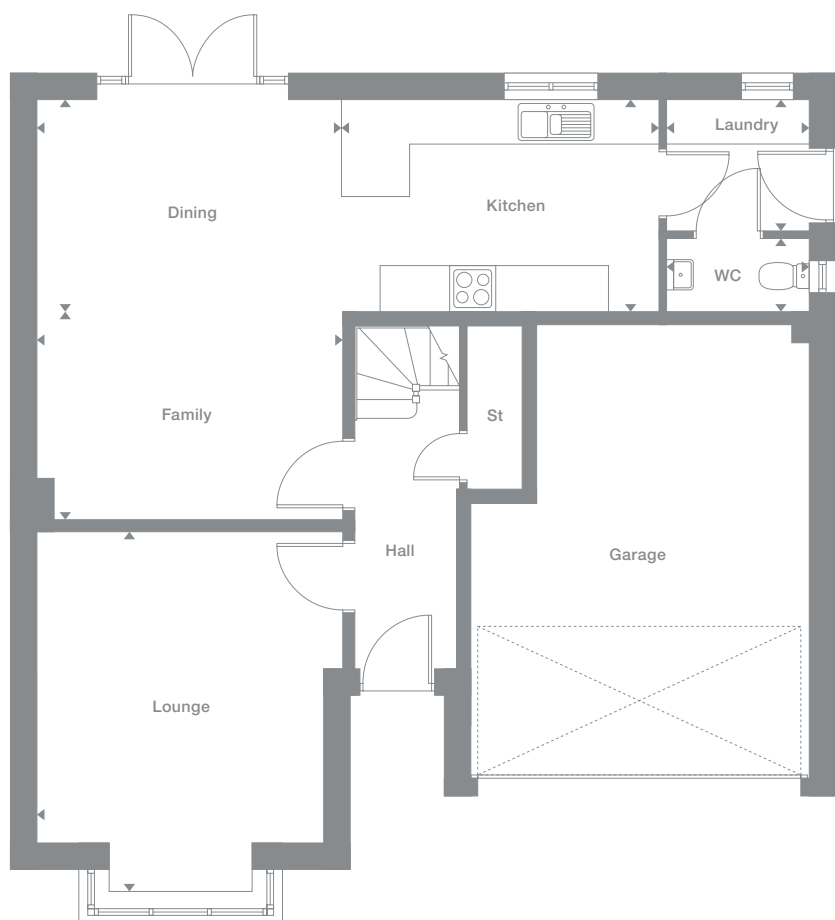
1,640 sq ft

Elevational style and materials may vary depending on plot location. Please see Development Sales Manager for details

Plots may be a mirror image of the floor plans. Please see Development Sales Manager for details



Ground Floor



First Floor



Photography represents typical Miller Homes' interiors and exteriors. All plans in this brochure are not drawn to scale and are for illustrative purposes only. Consequently, they do not form part of any contract. Room layouts are provisional and may be subject to alteration. Please refer to the 'Important Notices' section at the back of this brochure for more information.

Thetford

Overview

An L-shaped family room, with french doors set into a panoramic window, extends into a superb, ergonomic kitchen. A bay window adds distinction to the lounge. Upstairs, two of the five bedrooms are en-suite and one includes a walk-in dressing room. Every detail demonstrates exceptional quality.

Ground Floor

Lounge
3.85m x 5.35m
12'8" x 17'7"

Kitchen
4.18m x 2.85m
13'9" x 9'4"

Laundry
1.92m x 1.85m
6'4" x 6'1"

Dining
4.07m x 2.85m
13'5" x 9'4"

Family
4.07m x 2.44m
13'5" x 8'0"

WC
1.92m x 0.90m
6'4" x 2'11"

First Floor

Principal Bedroom
3.85m x 3.15m
12'8" x 10'4"

En-Suite 1
2.50m x 1.18m
8'2" x 3'10"

Dressing
1.67m x 2.21m
5'6" x 7'3"

Bedroom 2
3.03m x 3.34m
9'11" x 11'0"

En-Suite 2
2.01m x 1.86m
6'7" x 6'1"

Bedroom 3
3.77m x 2.95m
12'5" x 9'8"

Bedroom 4
3.26m x 2.95m
10'8" x 9'8"

Bedroom 5
4.27m x 2.51m
14'0" x 8'3"

Bathroom
2.67m x 1.95m
8'9" x 6'5"

Floor Space

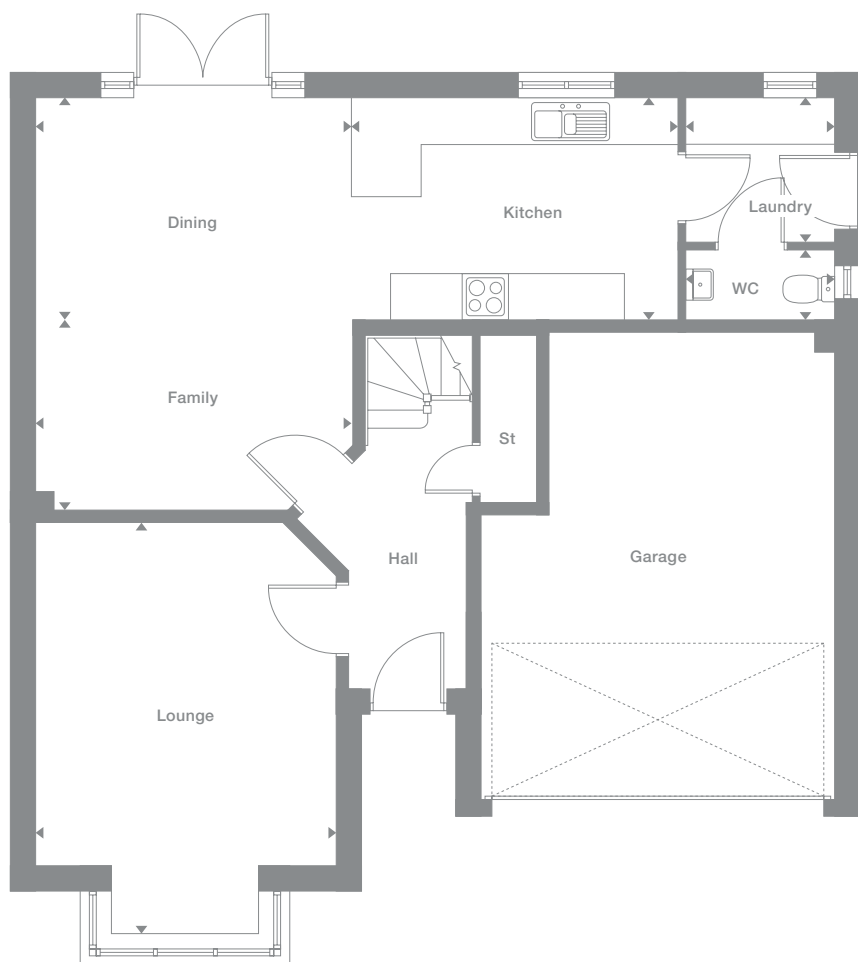
1,671 sq ft

Elevation style and materials may vary depending on plot location. Please see Development Sales Manager for details

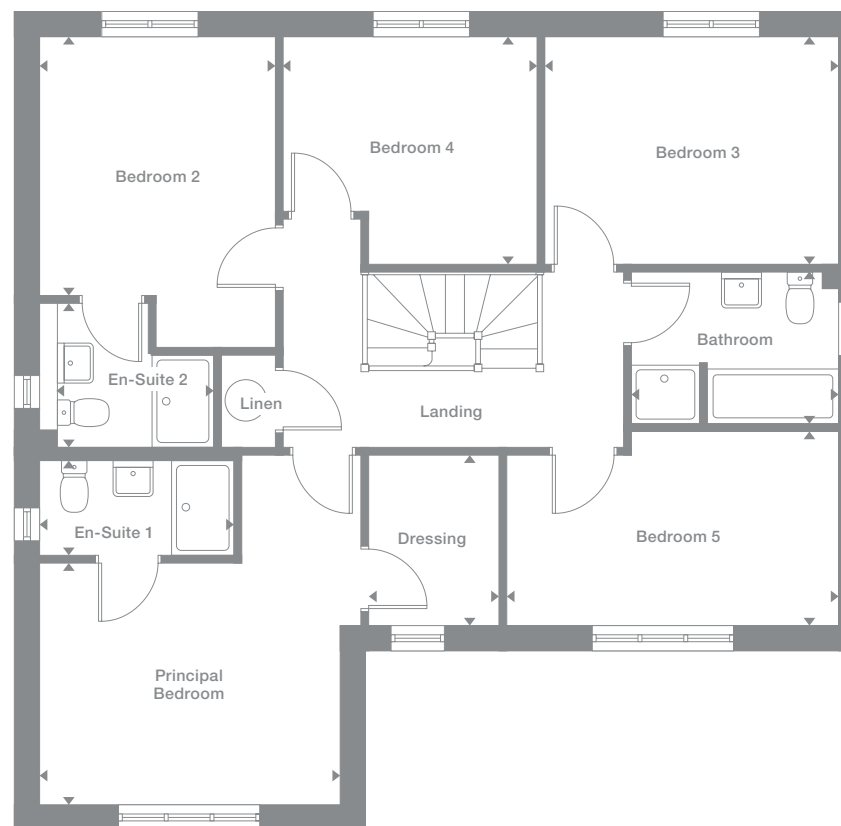
Plots may be a mirror image of the floor plans. Please see Development Sales Manager for details



Ground Floor



First Floor



Photography represents typical Miller Homes' interiors and exteriors. All plans in this brochure are not drawn to scale and are for illustrative purposes only. Consequently, they do not form part of any contract. Room layouts are provisional and may be subject to alteration. Please refer to the 'Important Notice' section at the back of this brochure for more information.

Grayford

Overview

The impressive hall introduces an outstanding residence. The study and stylish lounge complement a family kitchen and dining area with french doors. There is a laundry, a bathroom with separate shower, two of the five bedrooms are en-suite, and one has a walk-through dressing room.

Ground Floor

- Lounge**
3.52m x 4.76m
11'7" x 15'8"
- Kitchen**
3.96m x 3.68m
13'0" x 12'1"
- Laundry**
2.29m x 1.68m
7'6" x 5'6"
- Dining**
2.68m x 3.68m
8'10" x 12'1"
- Family**
3.67m x 2.96m
12'1" x 9'9"
- Study**
3.48m x 2.27m
11'5" x 7'6"
- WC**
1.09m x 1.68m
3'7" x 5'6"

First Floor

- Principal Bedroom**
3.49m x 3.97m
11'5" x 13'0"
- En-Suite 1**
2.40m x 1.36m
7'11" x 4'6"
- Dressing**
2.40m x 2.14m
7'11" x 7'0"
- Bedroom 2**
3.37m x 2.64m
11'1" x 8'8"
- En-Suite 2**
1.18m x 2.64m
3'10" x 8'8"
- Bedroom 3**
3.59m x 3.26m
11'9" x 10'8"
- Bedroom 4**
3.05m x 3.15m
10'0" x 10'4"
- Bedroom 5**
2.84m x 2.64m
9'4" x 8'8"
- Bathroom**
2.53m x 1.79m
8'4" x 5'11"

Floor Space

1,780 sq ft

Elevational style and materials may vary depending on plot location. Please see Development Sales Manager for details

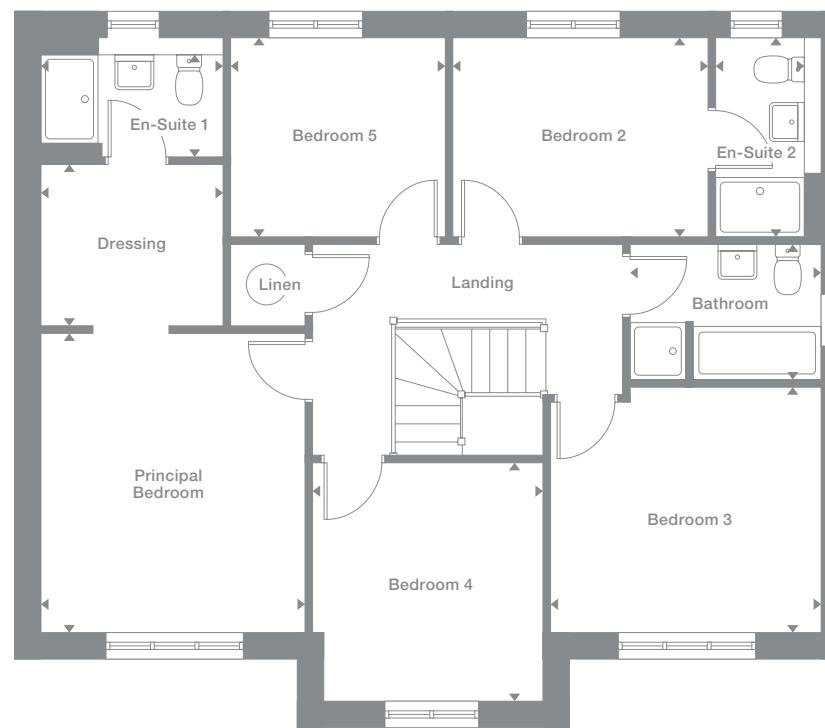
Plots may be a mirror image of the floor plans. Please see Development Sales Manager for details



Ground Floor



First Floor



Photography represents typical Miller Homes' interiors and exteriors. All plans in this brochure are not drawn to scale and are for illustrative purposes only. Consequently, they do not form part of any contract. Room layouts are provisional and may be subject to alteration. Please refer to the 'Important Notices' section at the back of this brochure for more information.

Bridgeford

Overview

From the imposing entrance hall, and the airy kitchen with its delightful conservatory-style breakfast area, to the breathtaking lounge and adjoining garden dining room, from the private study to the gallery landing and two en-suite bedrooms, this is a distinguished home filled with prestigious features.

Ground Floor

- Lounge**
3.56m x 5.31m
11'8" x 17'5"
- Kitchen**
3.96m x 3.71m
13'0" x 12'2"
- Laundry**
2.33m x 1.68m
7'8" x 5'6"
- Family/Breakfast**
2.71m x 5.62m
8'11" x 18'6"
- Dining**
3.56m x 2.66m
11'8" x 8'9"
- Study**
3.52m x 2.42m
11'7" x 7'11"
- WC**
1.09m x 1.68m
3'7" x 5'6"

First Floor

- Principal Bedroom**
3.64m x 4.04m
11'11" x 13'3"
- En-Suite 1**
2.44m x 1.38m
8'0" x 4'7"
- Dressing**
2.44m x 2.25m
8'0" x 7'5"
- Bedroom 2**
3.55m x 2.68m
11'8" x 8'10"
- En-Suite 2**
1.18m x 2.68m
3'10" x 8'10"
- Bedroom 3**
3.59m x 3.10m
11'9" x 10'2"
- Bedroom 4**
2.97m x 3.19m
9'9" x 10'6"
- Bedroom 5**
2.69m x 2.68m
8'10" x 8'10"
- Bathroom**
2.53m x 2.09m
8'4" x 6'11"

Floor Space

1,885 sq ft

Elevational style and materials may vary depending on plot location. Please see Development Sales Manager for details

Plots may be a mirror image of the floor plans. Please see Development Sales Manager for details



Ground Floor



First Floor



Photography represents typical Miller Homes' interiors and exteriors. All plans in this brochure are not drawn to scale and are for illustrative purposes only. Consequently, they do not form part of any contract. Room layouts are provisional and may be subject to alteration. Please refer to the 'Important Notices' section at the back of this brochure for more information.

The Miller Difference

The Miller Difference
Every home we build is the start of an adventure. For more than 85 years we've watched people stamp their individual personalities on the homes we build. What we create is your starting point. Our job is to make sure it's the best one possible.

Shaped around you
For more than three generations, we've been listening to our customers. We know what you expect: the highest quality materials, the most skilled workmanship, ready to be shaped around your lifestyle.

Built on trust
Figures and statistics matter. We have, for example, a five star rating for Customer Satisfaction, the best possible, from the Home Builders Federation.

Even more important, though, is the feedback we get from our customers. After we've been with them on the journey from their first enquiry to settling into their new home, well over 90% say they would recommend us. That's the real measure of the trust they place in us.

Helping where we can
You might already have a clear picture of life in your new home. Or it might be a blank canvas. Either way, getting there is an exciting journey of discovery. And we're here to help.

From the first time you contact us, whether by phone, video call or a tour of a show home, we'll be listening carefully. Only you know what you want, but we'll be working with you to achieve it.

And we'll still be on hand, ready to help, long after you move in, quietly sharing your pride and satisfaction.

Pushing up standards
From beautiful locations and superb architectural design to meticulous construction work and exceptional finishes, our expertise is widely acknowledged. Our award-winning developments embrace state-of-the-art technologies and green thinking, but we never lose sight of the importance of craftsmanship. Every step is subject to rigorous Quality Assurance checks, and we reward our highly trained teams for safe and careful practice.

A smooth customer journey
Our award-winning service reflects the same high standards. As we guide you through your choices, decades of experience inform every step. So you can relax and enjoy the journey, knowing you have all the information you need.

With you every step of the way
After meeting your Development Sales Manager, who will help you choose and buy your new home, you'll be introduced to your Site Manager, who will be responsible for every aspect of the building work. They'll both be happy to answer any questions you have.

Fully involved
Your new home will quickly be moulded to your personal choices. So will our service. Once you tell us how you want to keep in touch, whether by phone, text, email, our custom designed app or via our website, that's how we'll keep you regularly updated and informed. You'll be able to access all the records of meetings, and see what happens next.


Make it your own
Even before you move in, there's the excitement of planning your interior. Choosing tiles and worktops, making decisions about appliances. We'll help wherever we can. Our Visualiser, for example, can help you make selections online then see them for real in the Sales Centre. Already, it's becoming your own, personal, space.

At a safe time during building, we'll invite you to visit your new home for a Progress Meeting where you can see the craftsmanship and attention to detail for yourself before it's covered up by fittings and finishes.

A place to grow
For us, the mark of success is seeing every home become unique, an individual reflection of the people who live there, and watching it become part of a thriving community.


By creating sustainable homes, in sustainable communities, we're helping to build a sustainable future for everyone. Including ourselves.

your home
your way...




Recreational amenities include a leisure centre at West Denton, near the Denton Park shops, with a 33m swimming pool, teaching pool, fitness gym, training area and sports pitches. Westerhope Golf Club, an excellent 18-hole parkland course with full clubhouse facilities, is less than a mile away, and traditional family friendly pubs within a short walk include The Poachers Cottage and the Jingling Gate. Quiet roads and paths near the development provide excellent opportunities for walking or cycling around the local countryside.

Westerhope Community Centre, fifteen minutes walk away, hosts a range of clubs and activities including bowling, snooker, children's groups, and social evenings in the bar. For a more cosmopolitan spectrum of entertainment and cultural activities, the short trip into Newcastle City Centre by Metro or bus opens up an enormous selection of museums, galleries, cinemas, theatres, clubs and live comedy and music venues.

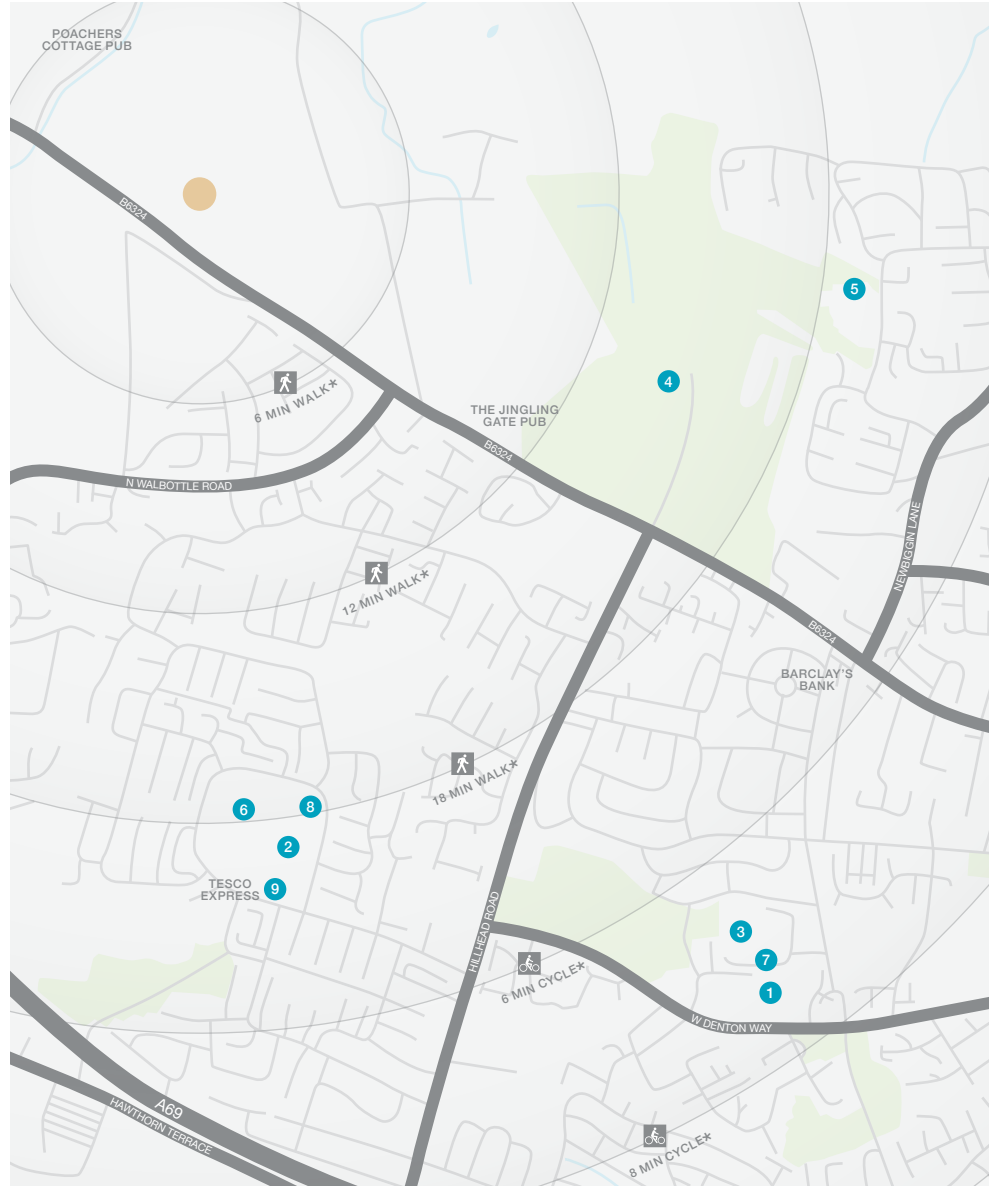


Schools in the area include Simonside and Milecastle Primary Schools, both recognised as 'Good' in their most recent Ofsted assessment, while the choice of high schools includes Walbottle Campus and Studio West Enterprise and Innovation Campus, both approximately two and a half miles away. For health care, a small area near Hillhead Parkway, just over a mile away, contains the Chapel House Primary Care Centre, a practice with seven GPs, as well as a pharmacy and a dental surgery.



Useful Contacts

When you leave the car at home and explore the local area by foot or bicycle, you get to know it so much better. And by using local shops and services, you'll help to keep the neighbourhood vibrant and prosperous. Every place has its own personality, and once you move in you'll soon find your favourite walks, and the shops you like best. As a starting point this map shows some of the most useful features and services within a short stroll or bike ride.



- 1 Post Office
Unit 15, Denton Park
Shopping Centre,
0145 722 3344
 - 2 Lloyds Pharmacy
Chapel House
Health Centre,
0191 267 6705
 - 3 West Denton
Leisure Centre,
West Denton Way
0191 430 2910
 - 4 Westerhope
Golf Club,
Whorlton Grange
0191 286 7636
 - 5 Simonside
Primary School,
Bedeburn Road
0191 286 0776
 - 6 Milecastle
Primary School,
Hillhead Parkway
0191 267 4510
 - 7 Studio West School
West Denton Way
0191 481 3710
 - 8 Dr Richardson
& Partners
Chapel House
Primary Care Centre,
Hillhead Parkway
0191 273 4009
 - 9 Angel Dental Care
6 Frenton Close
0191 267 4647
- The Poachers
Cottage,
Armstrong Street
0191 214 0417
- Walbottle Campus
Hexham Road
0191 267 8221

* Times stated are averages based on approximate distances and would be dependent on the route taken.

Based on:
 0.5km = 5 to 7 mins walk
 1.0km = 10 to 14 mins walk
 1.5km = 15 to 21 mins walk
 2.0km = 5 to 8 mins cycle
 2.5km = 6 to 10 mins cycle



How to find us

Development Opening Times:
Thursday - Monday
 10.30am - 5.30pm
 03300 377 259

From Central Newcastle
 Take the A167 past Nun's Moor, then at Cowgate bear left following signs for Gateshead. Take the second exits at the Silver Lonnen and Pooley Road roundabouts. At the junction with the A1, take the second exit for Westerhope via the B6324. Stay on the B6324 for just over one and a half miles and, around half a mile after passing the Jingling Gate pub on the right, the development is on the right.

From the A1 Southbound
 Stay on the A1 southbound through the junction with the A696 and A617, for Jedburgh and the City Centre, then leave the A1 at the next junction and take the third roundabout exit for Westerhope via the B6324. Stay on the B6324 for just over one and a half miles and, around half a mile after passing the Jingling Gate pub, the development is on the right.

Sat Nav: NE5 1NQ



The homes we build are the foundations of sustainable communities that will flourish for generations to come. We work in harmony with the natural environment, protecting and preserving it wherever we can. With our customers, colleagues and partners, we strive to promote better practices and ways of living. We're playing our part in making the world A Better Place.

a better place®



Important Notice:
 Although every care has been taken to ensure the accuracy of all the information given, the contents do not form part of any contract, or constitute a representation or warranty, and, as such, should be treated as a guide only. Interested parties should check with the Development Sales Manager and confirm all details with their solicitor. The developer reserves the right to amend the specification, as necessary, without prior notice, but to an equal or higher standard. Please note that items specified in literature and showhomes may depict appliances, fittings and decorative finishes that do not form part of the standard specification. The project is a new development which is currently under construction. Measurements provided have not been surveyed on-site. The measurements have been taken from architect's plans, and, as such, may be subject to variation during the course of construction. Not all the units described have been completed at the time of going to print and measurements and dimensions should be checked with the Development Sales Manager and confirmed with solicitors.



Registered Developer

the place to be®

Why Miller Homes?

We've been building homes since 1934, that's three generations of experience. We've learned a lot about people and that's made a big difference to what we do and how we do it.

We're enormously proud of the homes we build, combining traditional craftsmanship with new ideas like low carbon technologies. The big difference is that we don't stop caring once we've finished the building, or when we've sold the house, or even once you've moved in. We're there when you need us, until you're settled, satisfied and inviting your friends round.



5 stars for customer satisfaction

Development

Opening Times

Please see millerhomes.co.uk for development opening times or call 03300 377 259

Sat Nav: NE5 1NQ

This brochure is printed on GalerArt and contains material sourced from responsibly managed forests. It's certified by the Forest Stewardship Council, an organisation dedicated to promoting responsible forest management and manufacture of wood products, like paper. It's a small thing, we know, but enough small things make a big difference. Please recycle this brochure and help make that difference.

millerhomes.co.uk

millerhomes

the place to be®