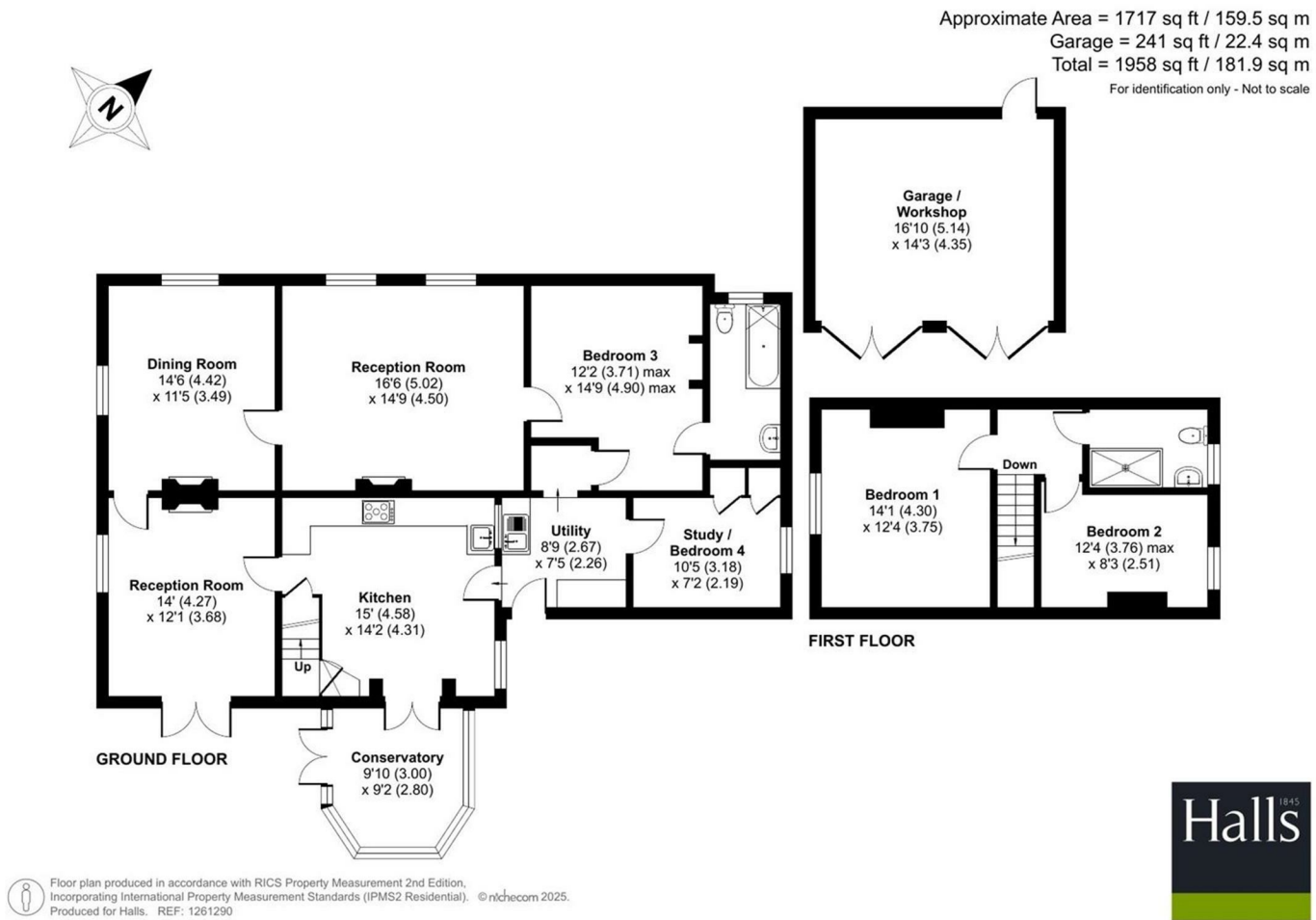


FOR SALE

Station House, Yorton, Shrewsbury, SY4 3EP



FOR SALE

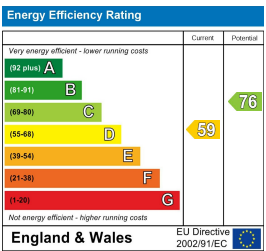
Offers in the region of £335,000

Station House, Yorton, Shrewsbury, SY4 3EP

Property to sell? We would be delighted to provide you with a free no obligation market assessment of your existing property. Please contact your local Halls office to make an appointment. **Mortgage/financial advice.** We are able to recommend a completely independent financial advisor,

who is authorised and regulated by the FCA. Details can be provided upon request. **Do you require a surveyor?** We are able to recommend a completely independent chartered surveyor. Details can be provided upon request.

Energy Performance Rating



An individual and most appealing detached former station house, providing a flexible and particularly spacious living environment, set with garaging and easily maintained gardens, in this sought after rural locality.




01743 236 444

Shrewsbury Sales
2 Barker Street, Shrewsbury, Shropshire, SY1 1QJ
E: shrewsbury@hallsgb.com




IMPORTANT NOTICE. Halls Holdings Ltd and any joint agents for themselves, and for the Vendor of the property whose Agents they are, give notice that: (i) These particulars are produced in good faith, are set out as a general guide only and do not constitute any part of a contract (ii) No person in the employment of or any agent of or consultant to Halls Holdings has any authority to make or give any representation or warranty whatsoever in relation to this property (iii) Measurements, areas and distances are approximate, Floor plans and photographs are for guidance purposes only (photographs are taken with a wide angled / zoom lenses) and dimensions shapes and precise locations may differ (iv) It must not be assumed that the property has all the required planning or building regulation consents. Halls Holdings, Bowmen Way, Shrewsbury, Shropshire SY4 3DR. Registered in England 06597073.


MILEAGES: Wem 3.9 miles, Shrewsbury 8.2 miles, Telford 20 miles. All mileages are approximate.



3 Reception Room/s



3 Bedroom/s



2 Bath/Shower Room/s



- Originally dating back to 1856
- Fantastic flexible living space
- Combination of character and modern living
- Gated driveway parking area and garage
- Easily maintained gardens
- NO ONWARD CHAIN

DIRECTIONS
From Shrewsbury, proceed north along the A528. Continue through Harmer Hill following signs to Wem, at the next set of crossroads take the right turn for Clive and as you proceed under the railway bridge take the right turn to Yorton. Follow this road for a short distance and the Station House will be identified on the righthand side.

SITUATION
Station House is positioned in a highly desirable locality in the popular North Shropshire village of Yorton. Sitting adjacent to the railway station, which has connections to Shrewsbury, Crewe and London, the property is superbly placed for those wishing to commute. Within easy walking distance is the highly sought after and popular village of Clive, which has a primary school, medical practice, village hall, church and a vibrant community run hub. Both Wem and Shrewsbury have an excellent range of local shopping, recreational and educational facilities.

DESCRIPTION
The Station House is an individual and most appealing detached residence, which provides a fantastic versatile living environment. The ground floor boasts three spacious reception rooms, a breakfast kitchen, principal bedroom with en-suite bathroom, utility room, hobbies room/bedroom four and a conservatory. The first floor accommodation offers two further bedrooms and a shower room. Outside, the property is approached through twin double gates onto a gravelled driveway which leads to a large timber built garage. The gardens are predominantly laid to lawn with patio seating areas and easily maintained borders. The property benefits from lovely views to the rear over open farmland. Prospective purchasers may be please to note that the utility room, bedroom three, study and ground floor bathroom could potentially be an annex/air b&b with access door to outside.

ACCOMMODATION
Part glazed panelled stable style doors leads into:-

UTILITY
Tiled floor, a range of base level storage units comprising cupboards with generous worktop area over, one and half bowl stainless steel sink unit and drainer with mixer tap, space and plumbing for washing machine, space for tumble dryer, doors off and to:-

BREAKFAST KITCHEN
Tiled floor and providing an extensive range of eye and base level cupboards and drawers, with generous granite worksurface area over and incorporating a circular stainless steel sink unit with mixer tap over, part tiled walls and tiled splash, electric Range cooker. Space and plumbing for dishwasher, twin eye level glass front display cupboards. Tiled plash. Space for fridge freezer, staircase to first floor and built in understairs store cupboard.

SITTING ROOM
With exposed boarded flooring, period fireplace and dual aspect windows/doors overlooking gardens with fields beyond.

DINING ROOM
With part panelled walls, feature fireplace with cast iron grate, tiled hearth and ornamental surround. Dual aspect windows.

LIVING ROOM
With high ceiling, fireplace housing a log burning stove. Two tall windows.

BEDROOM ONE
With brick and stone fireplace housing a log burning stove. Exposed brick chimney breast. Door to:-

EN-SUITE BATHROOM
Tiled floor and providing a suite comprising low level WC, pedestal wash hand basin and panelled bath with mains fed shower over. Part tiled walls.

STUDY
With built in wardrobe housing the Worcester oil fired central heating boiler.

FIRST FLOOR LANDING
With doors off and to:-

BEDROOM TWO
With pleasant aspect over railway line and platform with fields beyond.

BEDROOM THREE
With part panelling to walls. Access to loft space and lovely view over fields.

SHOWER ROOM
Tiled floor and providing a white suite comprising low level WC, pedestal wash hand basin, large walk-through shower with mains fed shower unit with drench head and additional feeder shower attachment, part tiled walls and tiled splash. Wall mounted heated towel rail.

OUTSIDE
The property is approached through twin timber entrance gates onto a gravelled driveway providing ample parking and giving pedestrian access to the property and vehicular access to the detached garaging.

GARAGING
With two pairs of double timber entrance doors, power and light points.

THE GARDENS
The gardens include flowing lawns together with raised barked and gravelled herbaceous borders with room for potted plants. Two patio seating areas. A brick paved path extends across the front of the property and round to the side where there are two timber and felt storage sheds and a storage area. External cold water tap. It should be noted from the gardens that there are some lovely open views over farmland to the front, with Clive Church Tower in the distance.

GENERAL REMARKS

FIXTURES AND FITTINGS
Only those items described in these particulars are included in the sale.

TENURE
Freehold. Purchasers must confirm via their solicitor.

SERVICES
Mains water, electricity and drainage are understood to be connected. Oil fired central heating boiler. None of these services have been tested.

COUNCIL TAX
The property is currently showing as Council Tax Band E. Please confirm the council tax details via Shropshire Council on 0345 6789002 or visit www.gov.uk/council-tax-bands.

VIEWINGS
Halls, 2 Barker Street, Shrewsbury, Shropshire SY1 1QJ. Tel: 01743 236444. Email: shrewsbury@hallsgb.com