

GENTRUM 93

A38 | Burton upon Trent | DE14 2SY



92,632 sq ft industrial / distribution unit
TO LET / FOR SALE

SPACE FOR EXPANDING HORIZONS



Located at Burton upon Trent's established Centrum Logistics Park, Centrum 93 provides 92,632 sq ft of Grade A warehouse space.

Fronting the A38, the development offers customers excellent brand visibility and good connectivity, with easy access to the A50 and national motorway network.

Key benefits:



Large consumer reach

Access a population of 22.6 million people within a two-hour HGV drivetime



Leading specification

Realise energy and cost savings



Strategic location

Benefit from direct access to the A38

Source: Esri & Michael Bauer Research, 2024

MARKET-LEADING SPECIFICATION

Delivered to a Grade A specification, Centrum 93 is designed to offer customers flexibility and maximise operational efficiency, and includes the following features:

-  1MVA of power
-  10m clear internal height
-  45m yard depth
-  2 level access doors
-  8 loading dock doors
-  82 car parking spaces (including 4 accessible)
-  16 cycle spaces
-  Solar PV system of 100kWp
-  Grade A office space
-  BREEAM 'Very good' and A EPC (9)

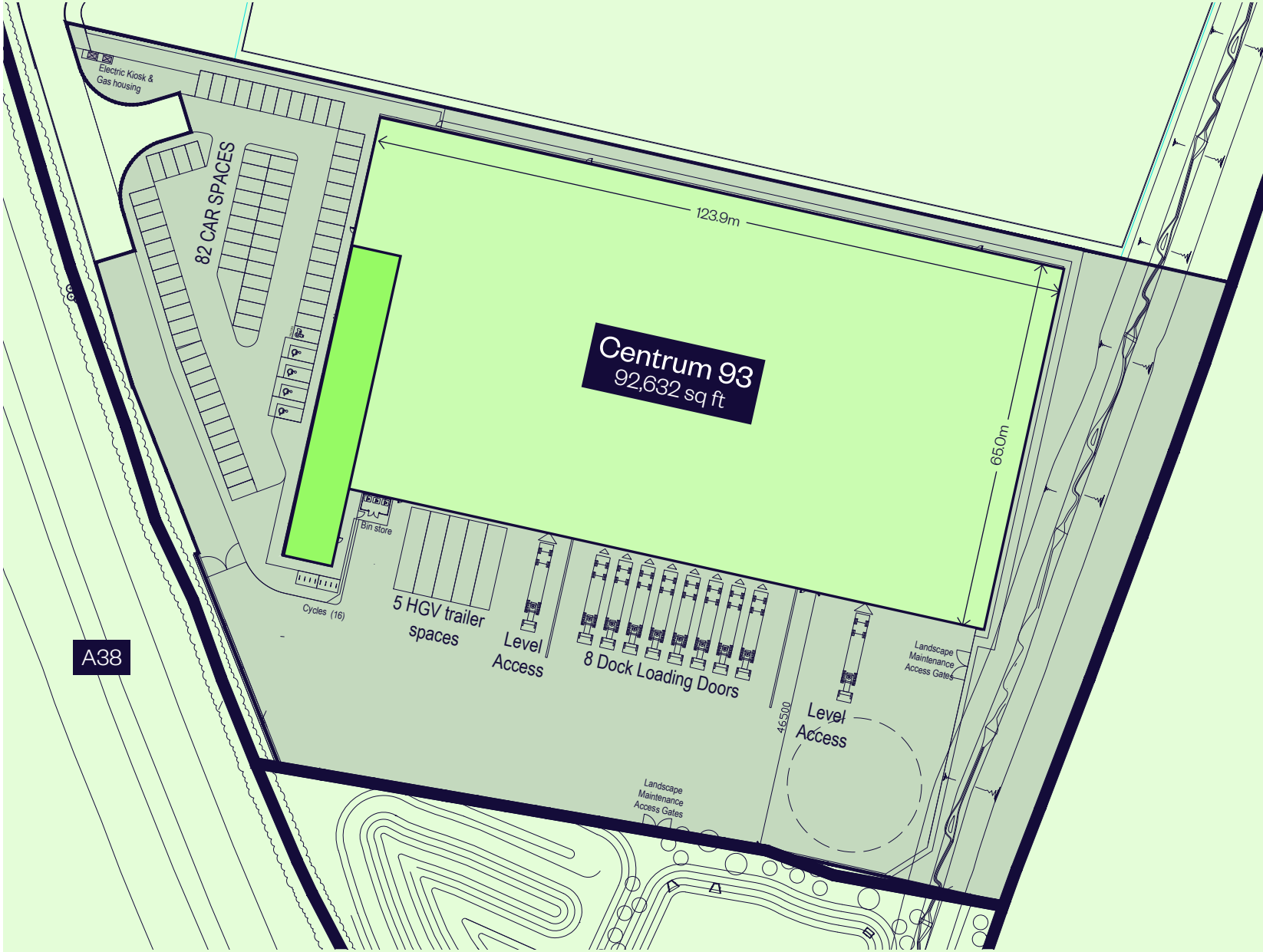


SITE PLAN



Area schedule


	sq ft	sq m
Warehouse	87,379	8,118
First floor offices	4,660	433
Ground floor reception	593	55
TOTAL	92,632	8,606



- Warehouse space
- Office space

SUSTAINABLE BY DESIGN

Centrum 93 has been designed to improve efficiency and reduce carbon emissions, leading to energy and cost savings. Achieving an A EPC rating (9), the property includes the following features:



Carbon neutral cladding envelope



Solar PV system of 100kWp



Air tightness far in excess of current building regulations



12% roof lights providing optimum natural light



Carbon neutral carpet tiles



Ceiling tiles with a high percentage of recycled content



Solar thermal hot water



LED lighting to offices and external areas



Low NOx condensing boiler



Electric car charging points (7kW)



Rainwater harvesting and water saving devices



BREEAM 'Very good'



LOCATION

Centrum Logistics Park is an established industrial hub situated in the commercial centre of East Staffordshire.

Adjacent to the A38, it provides easy access to the A50, which links the M1 and M6. To the south, the A38 also provides access to the M6, M6 Toll and M42.

ROAD

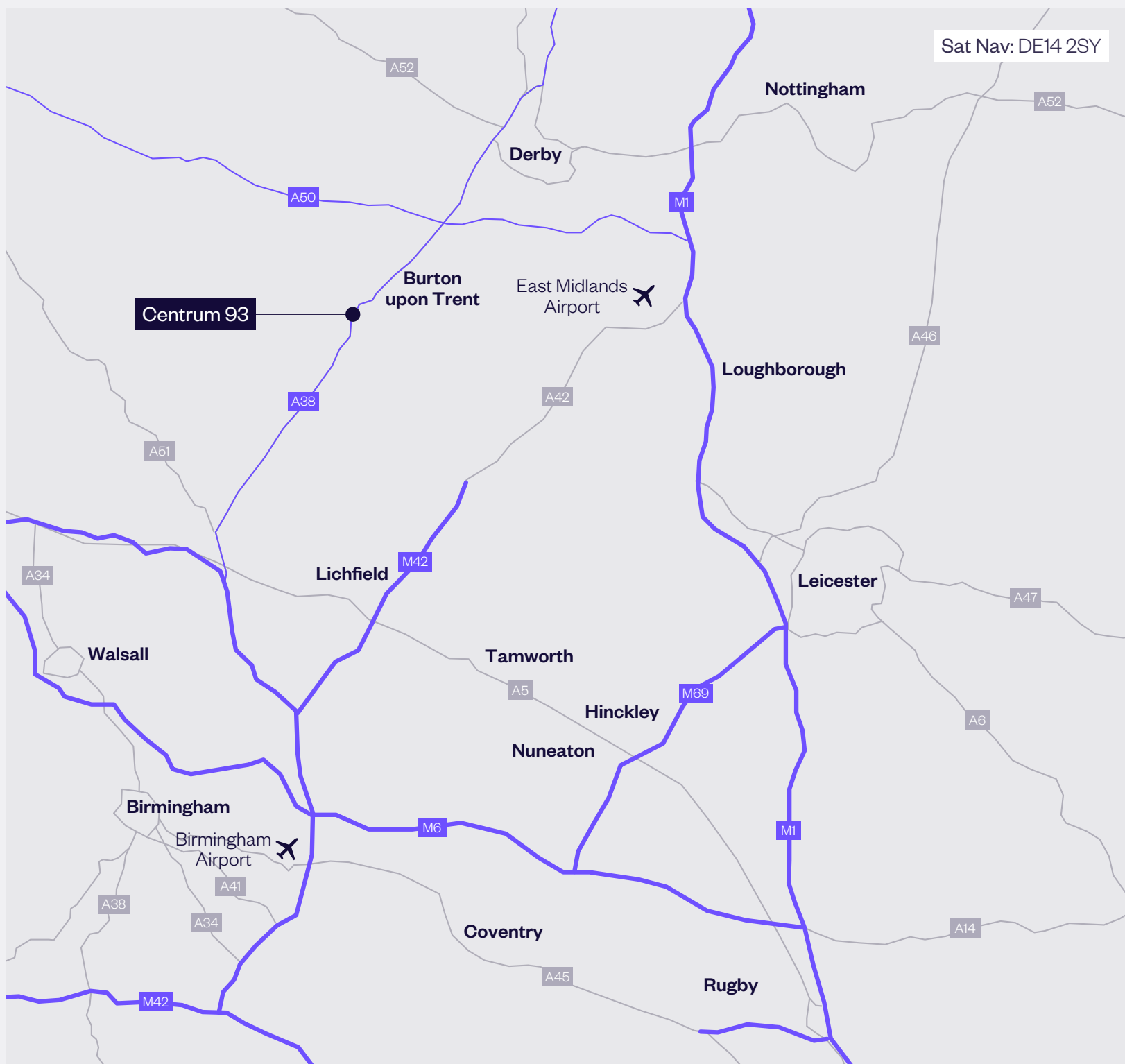
A38	1 mile
A50	9 miles
M6 Toll (J4)	15 miles
M1 (J24)	22 miles
M6 (J15)	33 miles
Leicester	28 miles
Birmingham	29 miles
Stoke-on-Trent	31 miles

RAIL

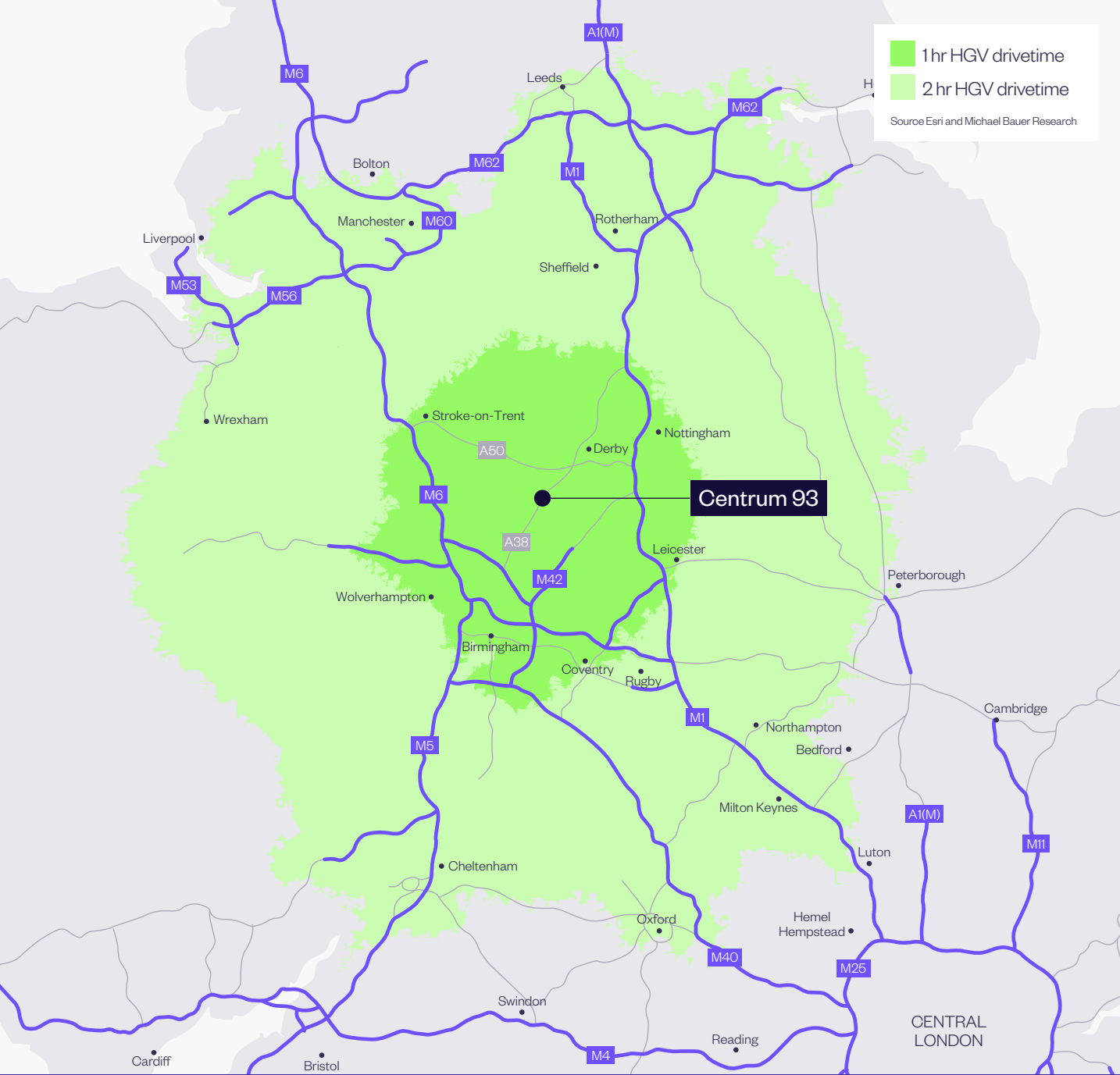
BIFT	19 miles
Hams Hall Rail Freight Terminal	24 miles
DIRFT	55 miles

AIRPORTS

East Midlands Airport	22 miles
Birmingham Airport	32 miles
Manchester Airport	70 miles



DEMOGRAPHICS



Perfectly positioned for both the West and East Midlands, the area is a hub for advanced manufacturing and logistics, and a major contributor to employment growth nationally.

-  Logistics accounts for c.75,000 jobs in the region
-  At the centre of three major growth areas
-  Competitive wage costs, with potential salary savings of 11.3% compared to the national average

Source: Invest in Staffordshire, 2023

6.8M total population within a one-hour HGV drivetime

22.6M total population within a two-hour HGV drivetime

Source: Esri & Michael Bauer Research, 2024

YOU'RE IN GOOD COMPANY

Part of the Centrum One Hundred development, Centrum Logistics Park is a well-established location for distribution and logistics. Current occupiers include Palletforce, Boots, Holland and Barrett, GXO, DHL and Unipart, making it a key employment site locally.

With a range of amenities within walking distance, such as leisure facilities and food outlets, the park is conveniently located and provides a good working environment for staff.



ACCESSIBILITY

Bus

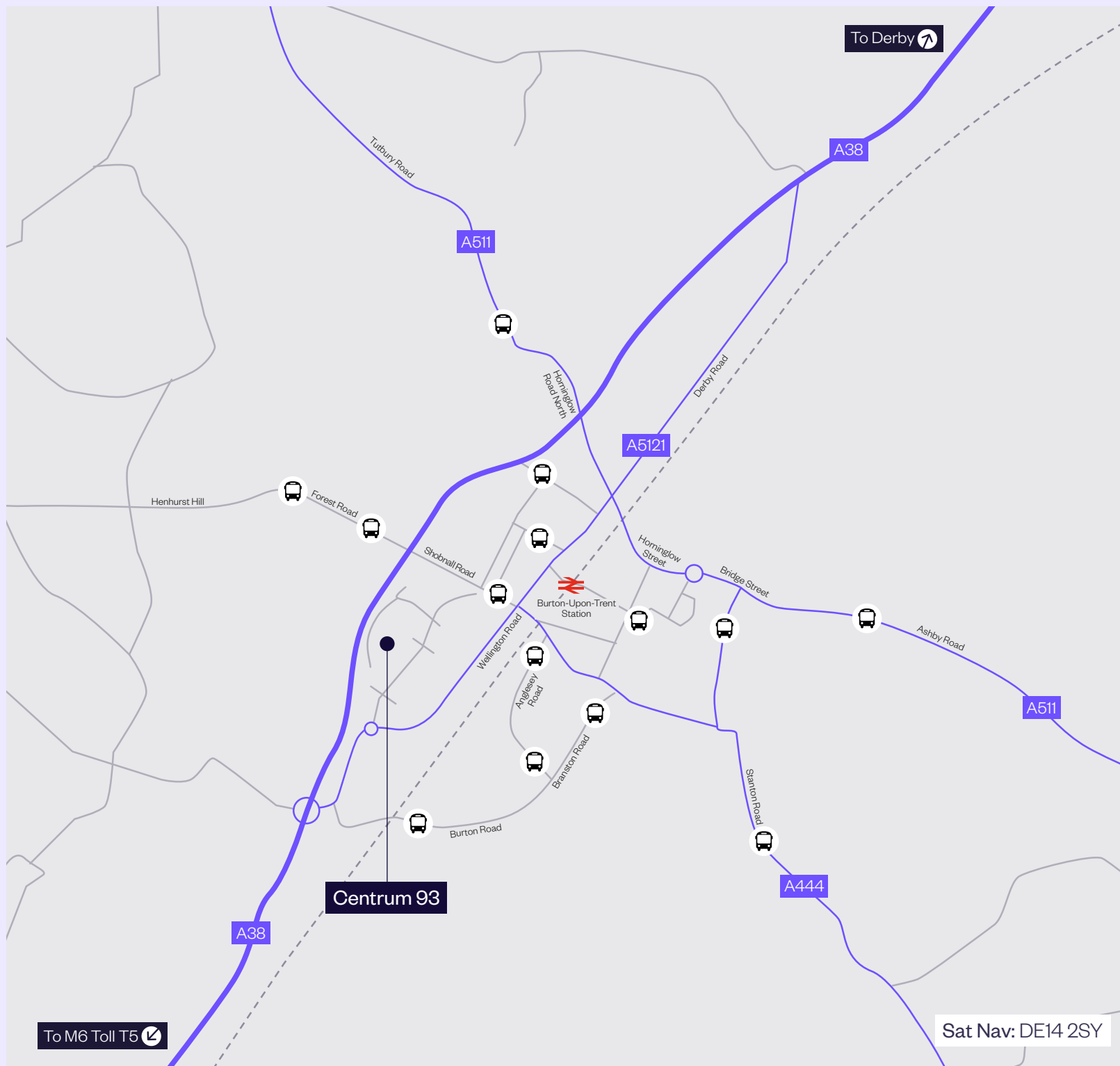
Centrum Logistics Park benefits from excellent local connectivity, with bus services linking to Burton upon Trent town centre and Lichfield.

Rail

Burton upon Trent is the closest station, a short bus ride away, with frequent trains to Nottingham and Birmingham. Nearby Lichfield provides direct access to London.

Cycle

The area also has an excellent cycle network, combined with cycle ways connecting the property to the town centre.



CONTACT US



ENQUIRE NOW

Nigel Dolan
Development Director
nigel.dolan@goodman.com
0121 506 8107
07793 709629

AVISON YOUNG

Robert Rae
robert.rae@avisonyoung.com
07860 398744

David Tew
david.tew@avisonyoung.com
07920 005081

Chris Hobday
chris.hobday@avisonyoung.com
07552 558551

CBRE

Luke Thacker
luke.thacker@cbre.com
07733 308558

Peter Monks
peter.monks@cbre.com
07766 504989

INNES ENGLAND ➔

Nick Hosking
nhosking@innes-england.com
07855 423458

Scott Osborne
sosborne@innes-england.com
07894 587809



0121 506 8100 | uk.goodman.com

This document has been prepared by Goodman Logistics Developments (UK) Limited (registered in England with company number 3921188) ("Goodman") for general information purposes only. Whilst every care has been taken in relation to its accuracy, no warranty of accuracy is given or implied. Images used in this document have been included for the purposes of enabling you to visualise the development concepts. Further, you should obtain your own independent advice before making any decisions about any of the properties referred to in this document. These particulars are believed to be correct at publication date (July 2024), but their accuracy is in no way guaranteed neither do they form part of any contract. All areas, distances and travel times are approximate.