



mountpark
bristol360

A NEW PRIME CROSS-DOCKED LOGISTICS FACILITY

360,926 SQ FT UNIT IMMEDIATELY AVAILABLE




Carbon Zero
Capabilities



Welfare
Enhancements

THE SOUTH WEST'S
LARGEST SPECULATIVE
UNIT – 360,926 SQ FT
OF PREMIUM LOGISTICS
SPACE NOW AVAILABLE.



SPECIFIED | CONNECTED | PROVEN | CONTACT



BRISTOL 360 HAS BEEN BUILT TO THE HIGHEST STANDARDS




ACCOMMODATION SCHEDULE

	SQ FT	SQ M
Warehouse	337,912	31,393
Two Storey Offices	18,556	1,724
Hub Offices	4,160	386
Gatehouse	298	28
Total	360,926	33,531





 CLEAR HAUNCH HEIGHT
15M

 FLOOR LOADING
50 KN/M2

 DOCK LEVELLERS
34

 EURO DOCKS
32

 RIBBON GLAZING TO MARSHALLING AERAS
✓

 PASSIVE ROOF VENTILATION
✓

 SECURE SERVICE YARDS
UP TO 90 M

 CAR CHARGING
6 (INC. 2 RAPID)

 POWER
3 MVA

 PV & BATTERY STORAGE
625 KVA WITH 118 KW TESLA BATTERIES

 BREEAM RATING
OUTSTANDING

 EPC RATING
A

 NEW CLADDING

- MULTI-TEMPERATURE STORAGE CAPABILITIES FROM 0°C TO 23°C
- REDUCED UTILITY COSTS AND CO₂ EMISSIONS
- MINIMISING HEAT LOSS/GAINS FOR ENHANCED THERMAL PERFORMANCE
- 25 YEAR GUARANTEE
- U-VALUES AS LOW AS 0.14W/M2K AND AIR PERMEABILITY AS LOW AS 0.44M3/HR/M2

Key

 360 degree circulation



SPECIFIED | CONNECTED | PROVEN | CONTACT



WELFARE ENHANCEMENTS



Bristol 360 has been created with employee wellbeing at the forefront of its design. Specification enhancements include:



OFFICE ROOF TERRACE



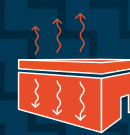
WATER FOUNTAINS IN WAREHOUSE



RIBBON GLAZING - PROVIDING ENHANCED NATURAL LIGHT TO WAREHOUSE



FLOOR TO CEILING GLAZING - IMPROVING NATURAL LIGHT TO WAREHOUSE HUBS AND OFFICES



PASSIVE ROOF VENTILATION - IMPROVING TEMPERATURE CONTROL AND AIR QUALITY



£10,000 GRANT TOWARDS GYM FACILITIES



HIGH QUALITY LANDSCAPED ENVIRONMENT



SHOWER FACILITIES



SPECIFIED

CONNECTED

PROVEN

CONTACT



0.2

miles to rail freight terminal

0.5

miles to M49 junction

4.3

miles to St Andrews Road Station

5.0

miles to M48 (J1)

5.1

miles to the Port of Bristol

6.2

miles to M5 (J18A)/M49

8.4

miles to M4/M5 intersection

9.0

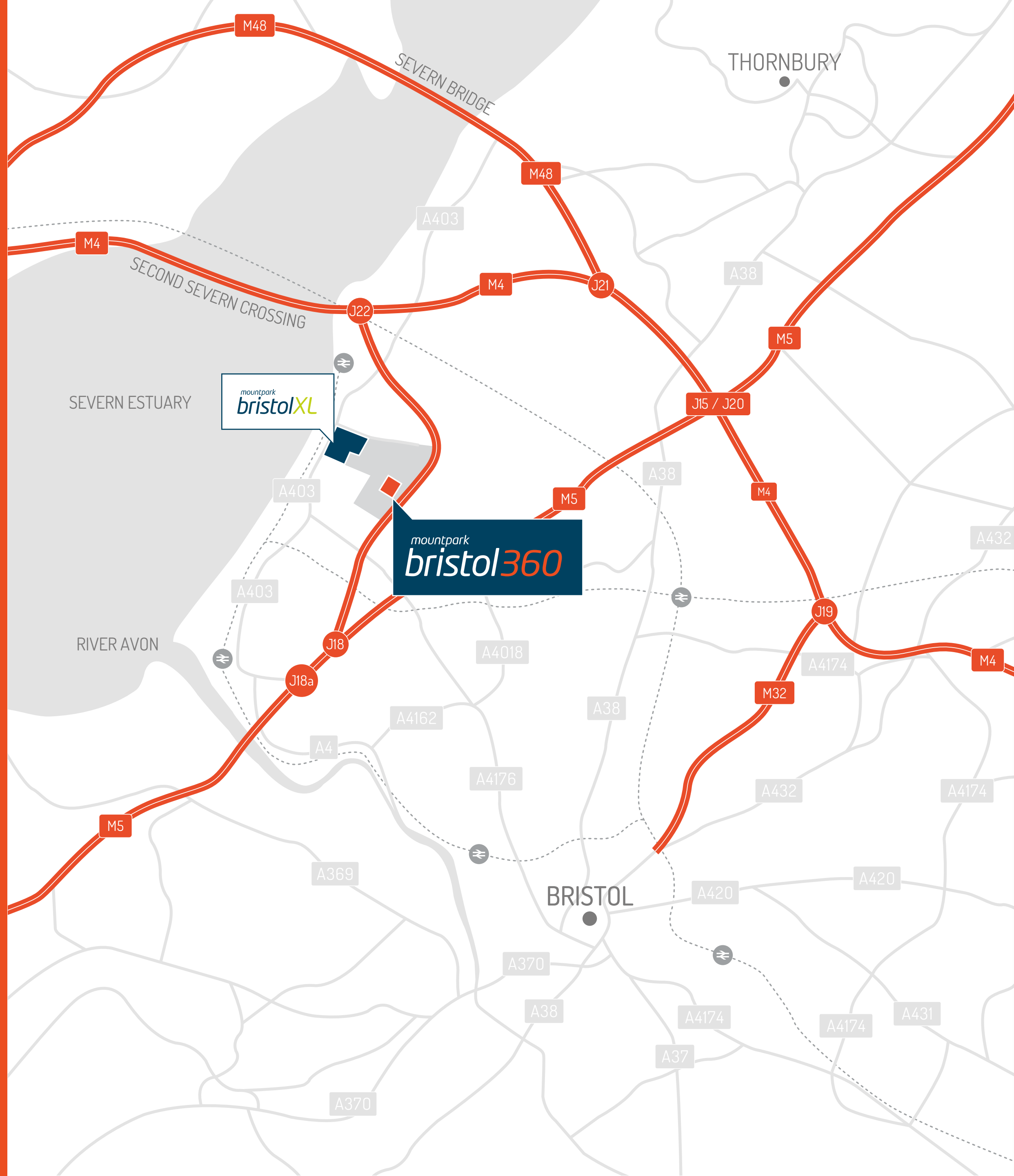
miles to Bristol Parkway Station

12.5

miles to Bristol City Centre

16.0

miles to Bristol Airport



SPECIFIED | CONNECTED | PROVEN | CONTACT



AS THE SOUTH WEST GATEWAY, BRISTOL IS A DESTINATION OF INTERNATIONAL SCALE WITH MULTIMODAL CONNECTIVITY BY ROAD, RAIL, SEA AND AIR.



M49

The new M49 junction (J1) provides enhanced access to Bristol 360 and the wider UK motorway network.



AVONMOUTH DOCK

Royal Edward Dock, also known as Avonmouth Dock, is located on the North side of the River Avon, at its confluence with the Severn estuary.



AVONMOUTH RAIL FREIGHT TERMINAL

A crucial rail freight hub for Bristol and the UK. It is an inland Railport approximately nine miles North-West of Bristol City.



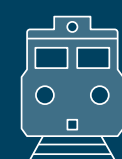
BRISTOL AIRPORT

The commercial airport serving the city of Bristol and the surrounding area handling around 8.7 million passengers annually.



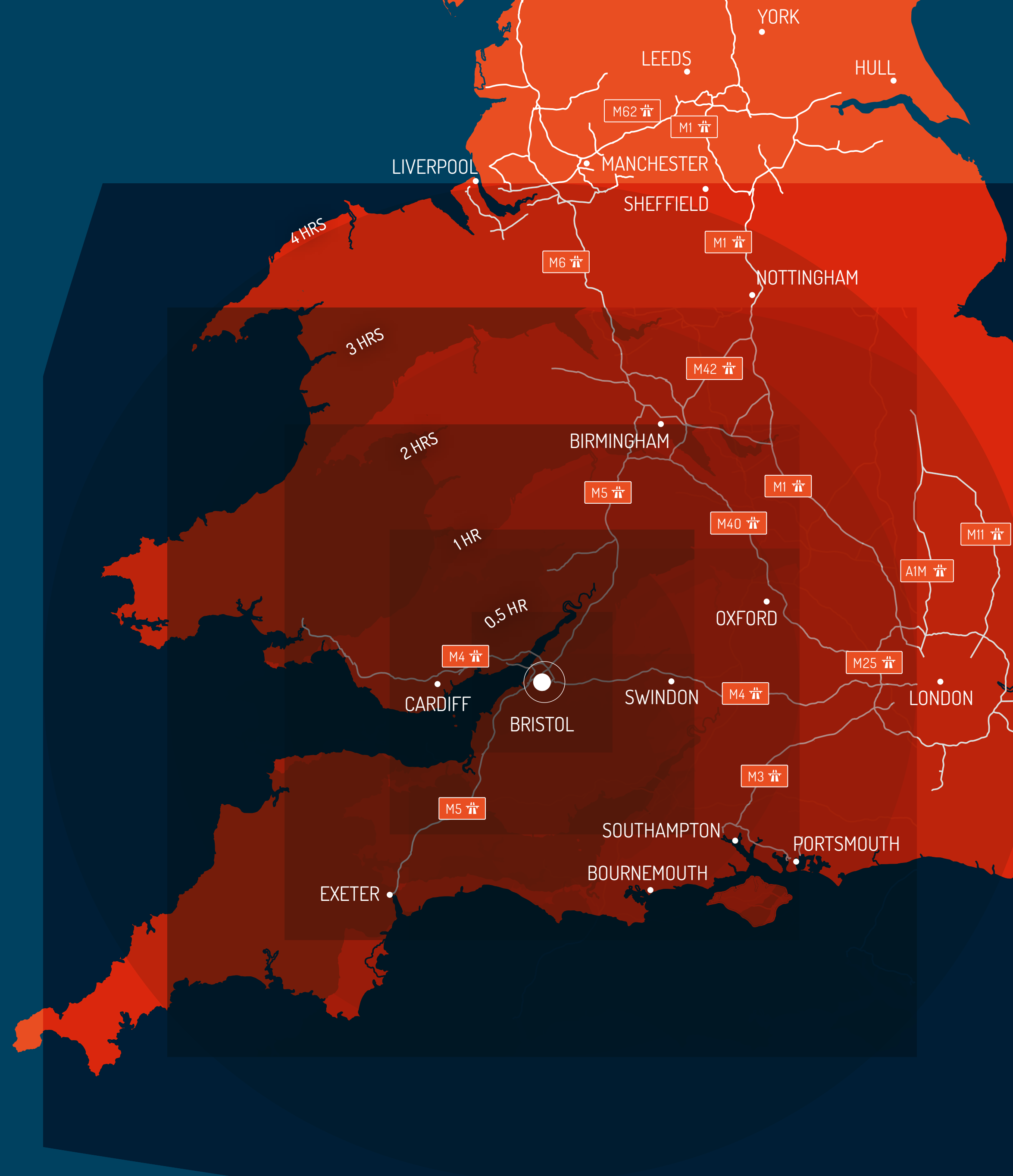
ROYAL PORTBURY DOCKS

As a global gateway, Royal Portbury Dock handles a wide range of cargo activity with multiple and frequent global connections. With its deep-water capacity it can accommodate some of the largest container ships in the world.



BRISTOL PARKWAY

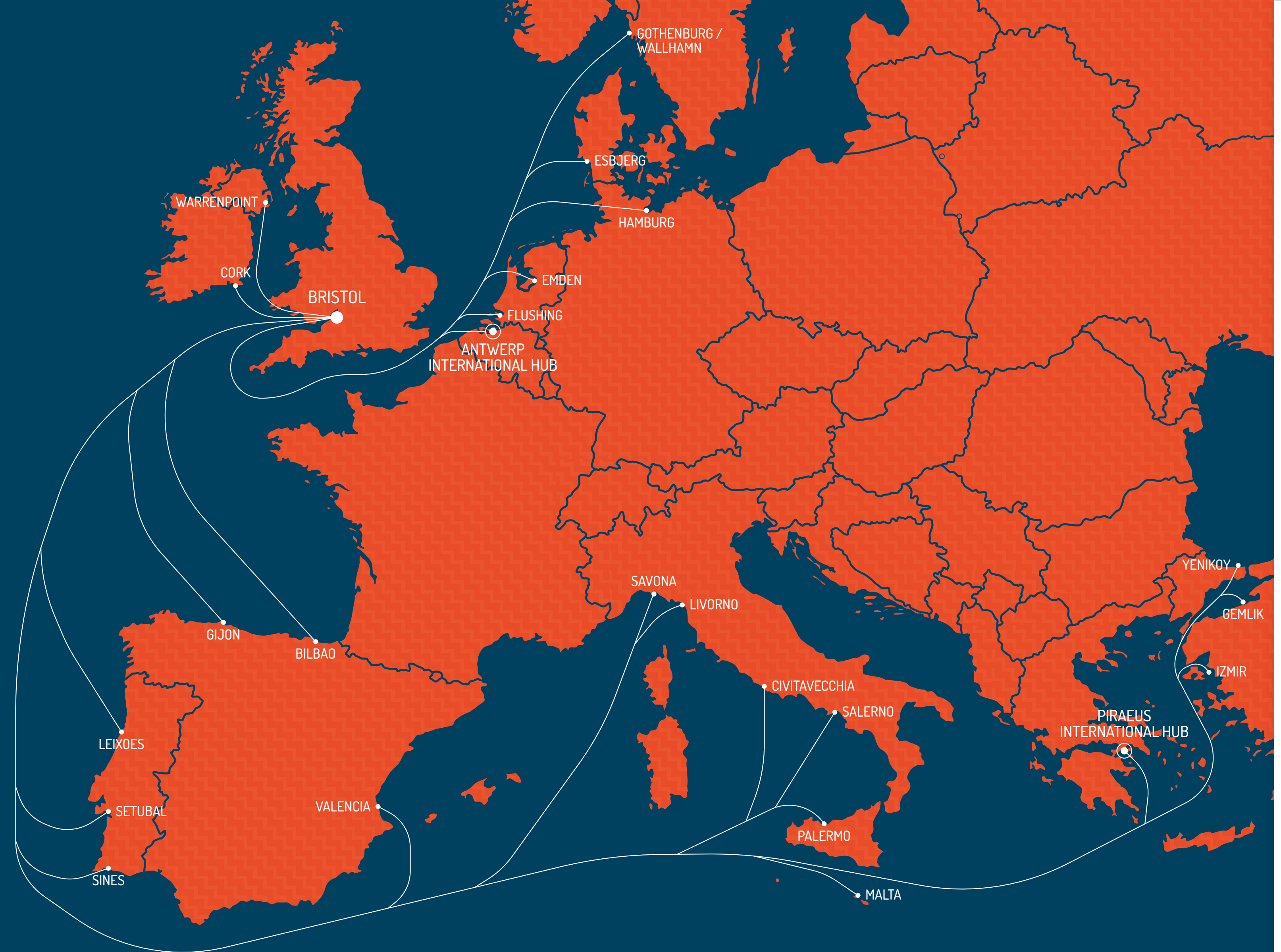
On the South Wales Main Line, in the northern suburbs of the Bristol conurbation. Just 112 miles (90 minutes) from London Paddington.



BRISTOL PORT'S GLOBAL GATEWAY CONNECTIONS

The Bristol Ports are an international gateway for British farmers. They are one of the UK's largest ports for imports and exports for a variety of goods. Products exchanged here include perishable and non-perishable goods, wines, automobiles, and machinery.

Antwerp & Piraeus' global connections





mountpark
bristol360

M5 SOUTH

NEW M49 (J1)

M4

NEW M49 JUNCTION PROVIDING ENHANCED CONNECTIVITY.

Bristol is a fast growing and prosperous city serving c.1 million people within a 30 minute drive.

Connectivity will be further enhanced following the opening of the new Junction 1 of the M49

motorway, which is within 1 mile of the site. The junction is built and is set to open in 2022 once the 200-metre link road to the estate has been completed.



DUE TO ITS STRATEGIC LOCATION, OFFERING CONNECTIVITY, SCALE AND ACCESSIBILITY, CENTRAL PARK ALREADY DELIVERS SIGNIFICANT SUPPLY CHAIN EFFICIENCIES FOR MULTIPLE LOGISTIC OPERATORS.

PROVEN.

Central Park has established itself as the premier logistics location in the South West. This is demonstrated by the number of major companies that have invested in the area, such as Amazon, The Range, Lidl, DHL, Tesco and Davies Turner.



SPECIFIED | CONNECTED | PROVEN | CONTACT



SUCCESS STORIES.

We have the ability to work flexibly with our customers to deliver the perfect logistics solutions to suit their business needs, and we have the track record to prove it.

"We selected Mountpark because of their collaborative approach to designing and constructing a fit-to-purpose building, one that would support our long-term strategy within our desired timeline. Mountpark proved themselves to be the perfect delivery partner throughout the entire process and demonstrated an ability to make very quick decisions to ensure a streamlined process from inception to delivery."

VF Corporation, May 2020.

"The Delivery Group handles over a billion items a year and as we continue to grow, this new distribution hub will help us to handle increasing demand for our services both nationally and internationally. We needed to get this new operation up and running in a short timescale and Mountpark has been very helpful in accommodating us."

The Delivery Group, Oct 2019



Mountpark Bardon Phase II, VF Unit



Mountpark Bardon Phase II, VF Unit



Mountpark Warrington Phase 1, Royal Mail Unit

MOUNTPARK BRISTOL 360, CENTRAL PARK, BRISTOL, BS35 4DJ

For more information please contact below:




MARK WEBSTER
 mark.webster@dtre.com
 0203 328 9105

JAKE HUNTLEY
 jake.huntley@dtre.com
 020 3328 9103



GILES WEIR
 giles.weir@eu.jll.com
 0117 930 5782

ED COLE
 ed.cole@eu.jll.com
 07872 677751



LEN ROSSO
 len.rosso@colliers.com
 07831 436096

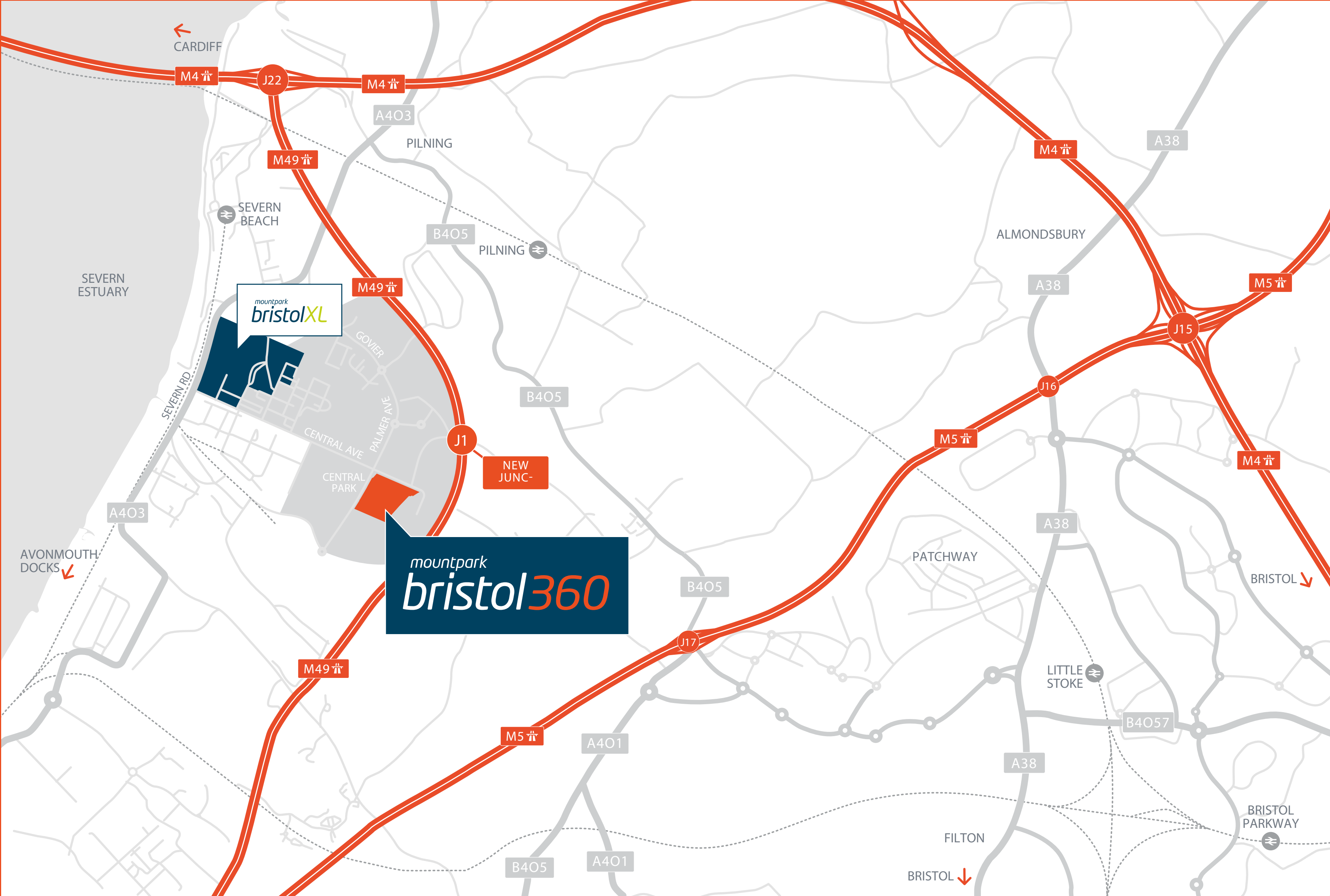
TOM WATKINS
 tom.watkins@colliers.com
 07917 093167

Developer:

Mountpark Bristol 360 is a development by Mountpark Logistics EU Sarl, the European Logistics Development Company owned by:



Development Manager:



Mountpark under which particulars are issued: Mountpark for themselves and for the vendors or lessors of this property whose agents they give notice that: (i) the particulars are set out as a general outline only for guidance of intended purchasers or lessors, and do not constitute nor constitute part of, an offer or contract; (ii) all descriptions, dimensions, reference to condition and necessary permissions for use and occupation, and other details are given without responsibility and any intending purchasers or tenants should not rely on them as statements or representations of fact but must satisfy themselves by inspection or otherwise as to the correctness of each of them; (iii) no person in the employment of Mountpark has any authority to make or give any representation or warranty whatever in relation to this property. Photographs are indicative only. All dimensions are approximate. November 2021.

SPECIFIED | CONNECTED | PROVEN | CONTACT

