

Available Spring 2024

THE EMIR BUSINESS PARK

WOTTON ROAD, KINGSNORTH INDUSTRIAL ESTATE,
ASHFORD, KENT TN23 6JY



TO LET

A Development Offering 10 Light Industrial/ Business
Units from 178.0 m² - 624.3 m² (1,915 – 6,720 sq ft) approx.

Location




Ashford is a designated growth town located within East Kent, being approximately 50 miles south east of Central London, 21 miles south east of Maidstone and 22 miles west of the Port of Dover.

The town benefits from excellent road and rail communications, the M20 motorway providing direct access, via Junction 9 and the new Junction 10A to the M25 (35 miles north west) and the national motorway network as well as the Channel Tunnel, Folkestone (15 miles south east).

In addition, the A28 and A2070 provide local links to Canterbury and the South Coast. Ashford International Rail Station provides direct trains to London's St Pancras in 36 minutes.

Situation

The Emir Business Park is situated on The Kingsnorth Industrial Estate, an established trading estate with nearby occupiers to include Jewson's, Lok' N Store and Halfords. It is positioned approximately 1.5 miles south of Ashford town centre having excellent links to the M20 and greater motorway network.

	miles	mins
Ashford	1.6	5
Maidstone via M20	22	35
Canterbury	16.5	36
M25 J3 via M20	39	49
M25 J3 via M20/M26	39	48
Central London	70	52
 Channel Tunnel	11	15
 Folkestone via M20	14	20
 Dover	21	26
 Gatwick	62	72



Description

The Emir Business Park is a development offering 10 Light Industrial/ Business Units to Let totalling approx. 3,319 m² (35,726 sq ft) GEA. The units will be ready for occupation by Spring 2024.

Each unit will benefit from loading and turning to the front as well as an allocation of car parking within the development.

Unit 1 will also have dedicated access and road profile from Wooton Road.

Available in shell and core, the units have been refurbished to a high specification, as follows:

- Minimum Eaves Height 3.00m
- Electrically Operated Shutter Doors
- 3 Phase Electricity Supplies (69 kVA–138 kVA)
- Electric Vehicle Charging Points
- B2, B8 and Class E(g) Planning Consents



Accommodation

Unit	Sq m	Sq ft
1	624.3	6,720
2	357.3	3,845
3	178.0	1,915
4	361.7	3,894
5	453.9	4,885
6	247.7	2,666
7	249.0	2,680
8	251.1	2,702
9	327.4	3,524
10	268.8	2,894

Terms

The units are available to let by way of new Full Repairing & Insuring Leases for terms to be agreed.

Rent

An Accommodation Schedule can be made available upon request denoting quoting rents. Please speak to the agents for further information.

Service Charge

There is an estate charge to be payable for the maintenance of the common parts of the Estate. Full details are available upon request.

Business Rates

To be assessed on completion of the development. Interested parties are recommended to make their own enquiries with the relevant local authority.

Legal Costs

Each party to bear their own.

Misrepresentations Act 1967

These particulars are believed to be correct; their accuracy cannot be guaranteed and are expressly excluded from any other contract.

Finance Act 1989

Unless otherwise stated, prices are quoted exclusive of Value Added Tax (VAT). Prospective occupiers should satisfy themselves independently as to any VAT payable in respect of any transaction.

Plans & CGIs

Any plans or computer generated images provided are for indicative purposes only and will not necessarily represent the finished development.

Viewing

Strictly via the joint sole agents:



Richard Stafford
richard@staffordperkins.co.uk
01233 613900
07770 827428



Ned Gleave
ned.gleave@sibleypares.co.uk
01233 629281
07547 678596

THE EMIR BUSINESS PARK

Wotton Road, Kingsnorth Industrial Estate, Ashford, Kent TN23 6JY

Subject to Contract



Unit	Floor	Areas		Rent (£pa exc)	Availability
		(m ²)	(sq ft)		
Unit 1	Ground	624.3	6,720	£60,000	TO LET
Unit 2	Ground	357.3	3,845	£38,000	TO LET
Unit 3	Ground	178.0	1,915	£21,000	TO LET
Unit 4	Ground	361.7	3,894	£37,000	TO LET
Unit 5	Ground	453.9	4,885	£46,000	TO LET
Unit 6	Ground	247.7	2,666	£27,000	TO LET
Unit 7	Ground	249.0	2,680	£27,000	TO LET
Unit 8	Ground	251.1	2,702	£27,000	TO LET
Unit 9	Ground	327.4	3,524	£33,500	TO LET
Unit 10	Ground	268.8	2,894	£27,500	TO LET

- **VAT:** - All rents are exclusive of VAT under the Finance Act 1989. Interested parties are advised to consult their professional advisors as to their VAT liability, if any.
- **Estate Charge:** - There will be an estate charge payable for the maintenance of the common parts of the Estate. Full details are available upon request.
- **Business Rates:** - Following completion of the works the current rating assessment will be split to provide individual assessments for each unit. Interested parties are advised to make their own investigations via the relevant authority to fully understand their obligations.

For further information or to arrange an inspection please contact joint agents:-

Richard Stafford MRICS

richard@staffordperkins.co.uk

01233 613900

Ned Gleave MRICS

ned.gleave@sibleypares.co.uk

01233 629281

Last updated: 23rd February 2024 A329

Stafford Perkins Chartered Surveyors for themselves and for the vendors or lessors of this property whose agents they are, give notice that: (1) These particulars are set out as a general outline only for the guidance of prospective purchasers or lessees and do not constitute the whole or any part of an offer or contract; (2) All descriptions, dimensions, references to conditions, necessary permissions for use and occupation and other details contained therein are given without responsibility and prospective purchasers or lessees must not rely on them as statements or representations of fact and must satisfy themselves by inspection or otherwise as to their accuracy; (3) No employee of Stafford Perkins has any authority to make or give any representation or warranty or enter into any contact whatever in relation to the property; (4) Rents or prices quoted in these particulars may be subject to VAT in addition.

