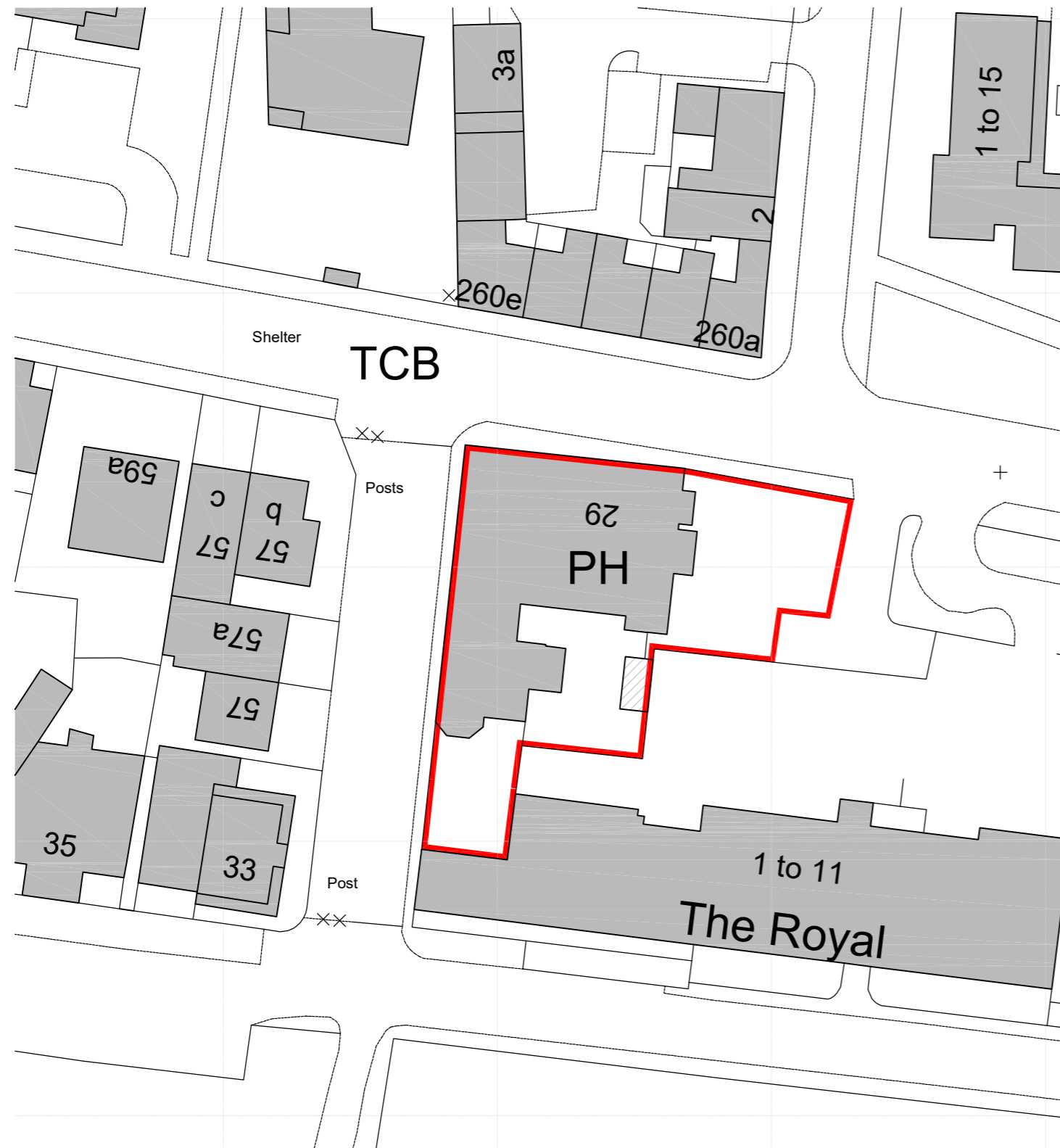
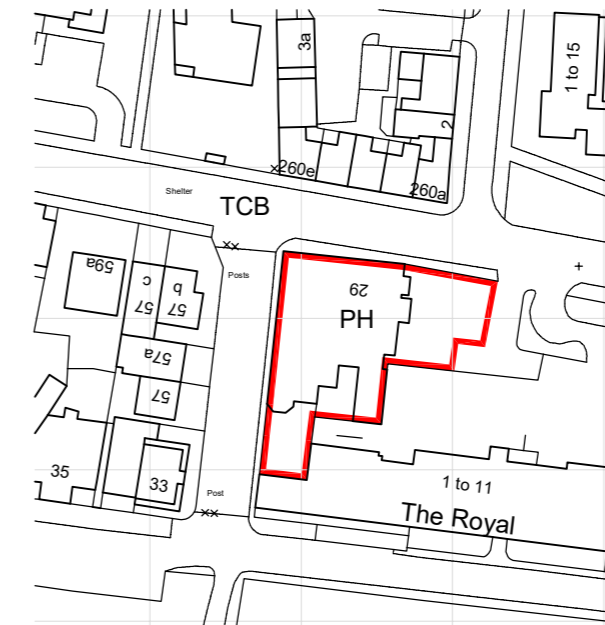
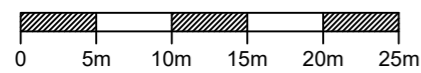


GENERAL NOTES:  
 1. THIS DRAWING IS TO BE READ IN CONJUNCTION WITH THE OTHER RELEVANT CONSULTANTS DRAWINGS.  
 2. ALL FINISHES ARE TO CONFORM TO THE CURRENT BUILDING REGULATIONS.  
 3. REFER TO A SEPARATE DOCUMENT FOR THE DESIGNERS RISK ASSESSMENT.  
 4. ALL WORKS OR MATERIALS INDICATED ON THIS DRAWING ARE TO BE TO THE LATEST RELEVANT BRITISH STANDARDS AND CARRIED OUT IN ACCORDANCE WITH THE BRITISH STANDARDS CODES OF PRACTICE OR RECOGNIZED INSTITUTE OR TRADE ASSOCIATION RECOMMENDATIONS AND PUBLICATIONS.



Block Plan

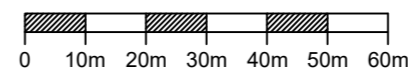
1:500 scale



Ordnance Survey (c) Crown Copyright 2019.  
 All rights reserved. Licence number 100022432

Location Plan

1:1250 scale



P4	Oct 2020	Planning Application	TH	
P3	May 2019	Coordinated with title plan.	TH	
P2	May 2019	Preliminary	TH	
P1	May 2019	Preliminary	TH	
Revision	Date	Description	Drawn	Checked

**PLC ARCHITECTS**  
 Lansdowne House  
 25-26 Hampshire Terrace  
 Portsmouth PO1 2QF  
 Hampshire England  
 Tel: (023) 92 755 333  
 E-Mail: admin@plcarchitects.com  
 Web: www.plcarchitects.com

Client:  
 Project:  
**The Royal Shades**  
 29 Sea Front,  
 Hayling Island, PO11 0AH

Drawing Title:  
**Location Plan**  
**Block Plan**

Drawn By	Date	Checked By	Date	Approved By	Date
TH	May '19				

Drawing No. 17 - 3132 - 103 | Revision P4 | Scale: As Stated @ A3