



15 Mickey Barron Close

, Hartlepool, TS24 8FN

£170,000



Igomove are happy to present this contemporary four bedroom semi detached house located in an established residential area, it offers a wealth of key desirable attributes including; four double bedrooms, modern family bathroom, spacious lounge, open concept kitchen diner, guest cloakroom, utility room, Westerly aspect rear garden, parking, plus two car driveway, uPVC double glazing, gas central heating, alarm, solar panels, freehold.



Attractive facade, palisade garden, parking (plus two car driveway), front door into;

Entrance hall with turned stairs to the first floor accommodation, under stairs storage cupboard, additional large storage cupboard, laminate flooring, immaculate decor, bespoke wall panelling to the staircase area.

Guest cloakroom comprising close coupled WC and wash basin, mosaic tiled backsplash, impressive decor, stylish flooring.

Spacious lounge with front elevation windows, bespoke wall panelling, tasteful decor, .

Open concept kitchen diner fitted with contemporary larder, wall, base and drawer cabinets, complimentary heat resistant surfaces, tiled backsplash, integrated oven, integrated gas hob, integrated extractor, space for fridge freezer, space for dishwasher, stainless sink with chrome mixer tap, tiled flooring, pastel decor, ample dining space, French doors opening to the rear garden.

Useful utility room with plumbing for washing machine and ample space to perform laundry duties.

To the first floor landing there is a fitted storage cupboard and access to;

Bedroom one is a large double situated to the front of the property with fitted wardrobes, stylish wall panelling and contemporary decor.

Bedroom two is a further rear aspect double, with contemporary wall panelling, superb decor.

Bedroom three is an additional double located to the rear, bespoke wall panels, delightful decor.

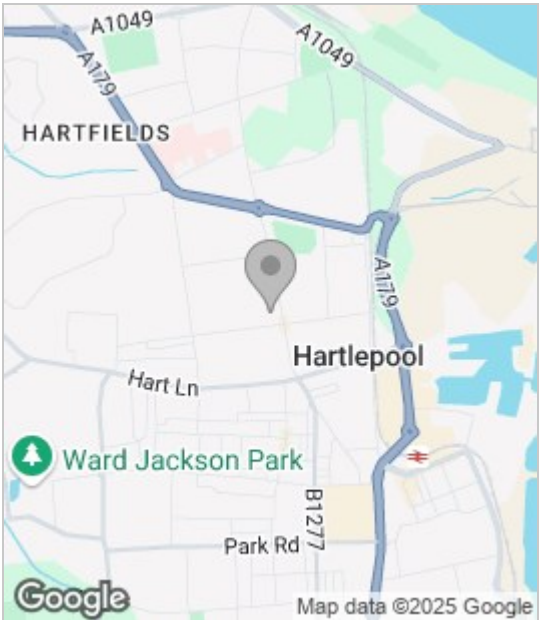
Bedroom four is another double with front aspect window, excellent decor.

The family bathroom comprises bath, over bath shower, close coupled WC and pedestal wash basin, lovely decor and beautiful flooring.


To the rear is an enclosed West facing garden laid to lawn with patios, raised flower bed.

This home is one of only two of it's type to be built on this development, with its contemporary decor and immaculate presentation, Igomove highly recommend viewing this fabulous family home.

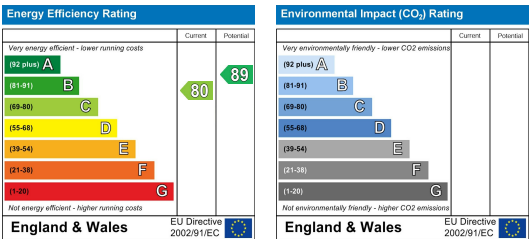
Area Map



Floor Plan



Energy Efficiency Graph



These particulars, whilst believed to be accurate are set out as a general outline only for guidance and do not constitute any part of an offer or contract. Intending purchasers should not rely on them as statements of representation of fact, but must satisfy themselves by inspection or otherwise as to their accuracy. No person in this firms employment has the authority to make or give any representation or warranty in respect of the property.