



38 Jaywood Close

, Hartlepool, TS27 3JG

Price £260,000



Igomove take pride in listing this greatly extended four bedroom detached house in the popular residential location of a Clavering, this spacious family home provides many superb attributes which include; four well proportioned bedrooms (master benefitting from en suite shower room), excellent family bathroom, delightful open concept lounge diner, spacious dining kitchen, huge garden room, guest cloakroom, integral garage, two car driveway, immaculate gardens, uPVC double glazing, gas central heating, lovely decor throughout, freehold.



Attractive front elevation, end plot, beautiful lawned garden with specimen tree and shrubbery, two vehicle driveway to integral garage, front door into;

Lobby area with neutral decor, dado rail, laminate flooring.

Guest cloakroom comprising close coupled WC and feature wash basin, pristine decor.

Entrance hallway with stairs to the first floor and under stairs storage cupboard, dado rail, laminate flooring, neutrally presented.

Superb dual aspect lounge diner with feature fireplace and log effect fire, decorative coving, dado rail, tasteful decor, with bay window to the front elevation and French doors opening to the rear garden room.

Excellent kitchen diner which comprises a good selection of shaker style display, larder, wall, base and drawer cabinetry, complimentary surfaces, tiled backsplash, space for range cooker, integrated extractor, integrated fridge freezer, integrated dishwasher, Belfast sink with traditional style mixer tap, tiled flooring, ample dining space, French doors opening into the garden room.

Magnificent full width garden room with quadruple aspect windows and French doors opening to the rear garden, two velux windows, beautiful wooden flooring, attractive decor.

To the first floor landing there is a fitted storage cupboard and access to;

Master double bedroom with twin windows to the front elevation with fitted wardrobes, dado rail, smart decor and access to;

En suite shower room which comprises shower enclosure, close coupled WC and pedestal wash basin in white with chrome fittings, complimentary tililg.

Bedroom two is a spacious double located to the rear with fitted wardrobes, laminate flooring, dado rail, lovely decor.

Bedroom three is a well proportioned double room with front aspect views and fitted wardrobe, excellent decor.

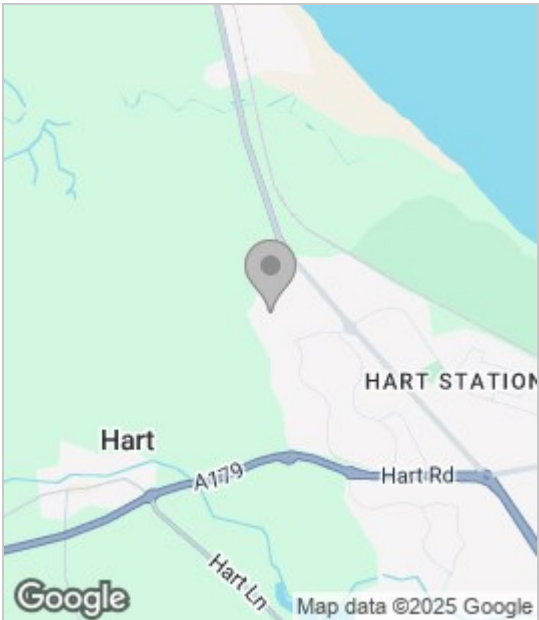
Bedroom four is a single room situated to the rear with laminate flooring, dado rail, modern decor.

The family bathroom comprises freestanding bath with Victorian style telephone shower head taps, close coupled WC and pedestal wash basin, complimentary tililg.


To the rear is an enclosed easy maintenance garden with patio, lawn, established shrubbery, shingled area.

Located in a highly desirable area, substantially and thoughtfully extended to provide a large family dwelling, the Igomove team await your call to arrange a viewing.

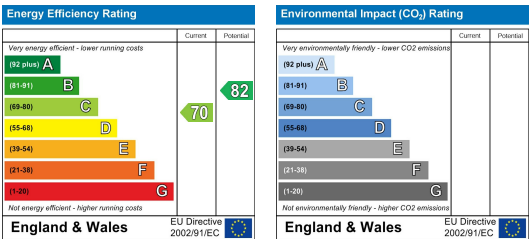
Area Map



Floor Plan



Energy Efficiency Graph



These particulars, whilst believed to be accurate are set out as a general outline only for guidance and do not constitute any part of an offer or contract. Intending purchasers should not rely on them as statements of representation of fact, but must satisfy themselves by inspection or otherwise as to their accuracy. No person in this firms employment has the authority to make or give any representation or warranty in respect of the property.